

Health and environment scorecard Ireland

Extent of the problem

Health impact

Policies

Air pollution



2x the WHO air quality guideline value for PM_{2.5}

WHO Guideline (annual mean): 5 µg/m³

Ireland annual mean: 8 µg/m³



0% of population without clean fuels and technology for cooking



13% of deaths from stroke and ischaemic heart disease caused by air pollution¹



¹ Air pollution causes many other diseases and adverse health outcomes, stroke and ischaemic heart disease have been chosen for this country scorecard.



Existence of legal standards for PM_{2.5}



Compliant with WHO Air Quality Guidelines



Existence of national policy on household energy

INSUFFICIENT DATA

WASH



4% of population without safe drinking water²



20% of population without safe sanitation²

² Operationalised as using safely managed drinking water and sanitation services.



18% of deaths from diarrhoea caused by unsafe drinking water, sanitation and inadequate personal hygiene



Sufficient funding for implementation of national plans

	Urban	Rural
Drinking water	INSUFFICIENT DATA	INSUFFICIENT DATA

Sanitation	INSUFFICIENT DATA	INSUFFICIENT DATA
------------	-------------------	-------------------

	Health care facilities	Schools
WASH	INSUFFICIENT DATA	INSUFFICIENT DATA

Climate change



Percentage of hot days³ in 2050 under a high emissions scenario⁴

INSUFFICIENT DATA

³ A 'hot day' is a day when maximum temperature exceeds the 90th percentile threshold for that time of the year. The threshold is based on the period 1961-1990.

Analysis by the Climatic Research Unit, University of East Anglia, 2018.



Heat deaths in 2050 compared to 1961-1990 period under a high emissions scenario⁴

INSUFFICIENT DATA

⁴ High emissions scenario RCP8.5 - Representative Concentration Pathway 8.5.

⁵ Existence of a recent national assessment and plan refers to having conducted a climate change and health vulnerability and adaptation assessment and/or a health national adaptation plan (HNAP) since January 2020.



Existence of recent national assessment and plan⁵

	Vulnerability and adaptation assessment	Health National Adaptation plan (HNAP)
	INSUFFICIENT DATA	INSUFFICIENT DATA



Commitment to COP26 Health Programme

	Climate resilient health systems	Sustainable low carbon health systems	Net zero commitment
	<input checked="" type="checkbox"/>	<input checked="" type="checkbox"/>	<input checked="" type="checkbox"/>



Inclusion of health co-benefits in Nationally Determined Contribution (NDC)



Health and environment scorecard Ireland

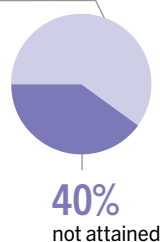
Extent of the problem

Chemicals



International Health Regulations (IHR) capacity score for chemical events

IHR capacity score of **60%** for chemical events⁶



⁶ Key informants report on attainment of a set of attributes for chemical events (core capacity 14) using a standard WHO instrument.

Health impact

Less than **1** out of 100,000 children under five die from poisonings every year

Policies



Existence of legal limit on lead paint



Existence of a poison centre



Party to the Minamata Convention on Mercury

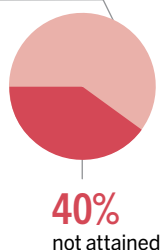


Radiation



International Health Regulations (IHR) capacity score for radiation emergencies

IHR capacity score of **60%** for radiation emergencies⁷



⁷ Key informants report on attainment of a set of attributes for radiation emergencies (core capacity 15) using a standard WHO instrument.

5 out of 100,000 people die from melanoma and other skin cancers every year

3 out of 100,000 people die from residential radon every year



Existence of standards on electromagnetic fields

INSUFFICIENT DATA



Existence of regulation of artificial tanning devices/sun beds



Existence of national radon regulations for dwellings



Occupational health

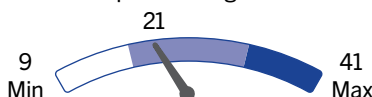


2% of informal employment in total employment

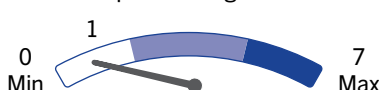


3% of the working age population exposed to long working hours (≥55 hours/week)

21 out of 100,000 people of working age die from diseases due to occupational risks every year Ireland compared to regional values:



1 out of 100,000 people of working age die from injuries due to occupational risks every year Ireland compared to regional values:



Existence of programmes for occupational health and safety of health workers

INSUFFICIENT DATA

1 of 3 key international labour conventions on occupational safety and health ratified

C155
Occupational safety and health



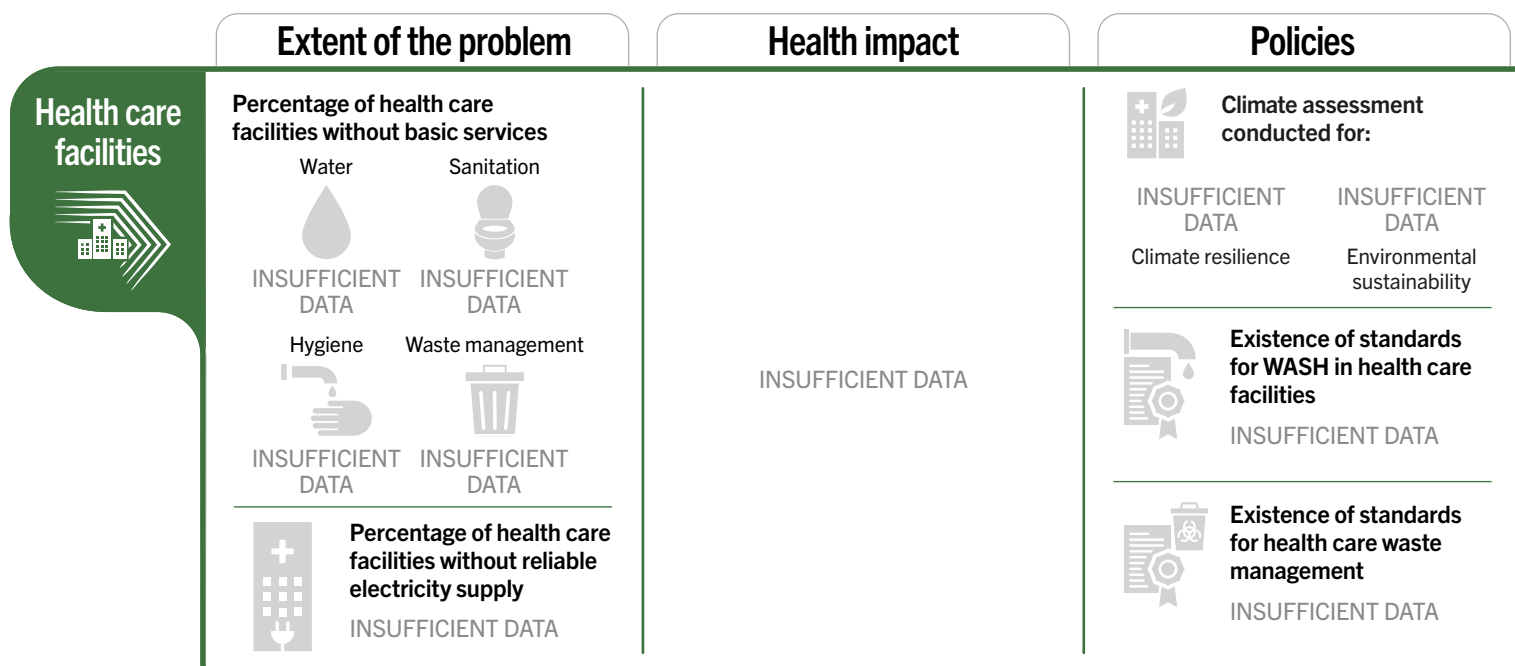
C161
Occupational health services



C187
Promotional framework



Health and environment scorecard Ireland



Please access the reading guide [here](#)

References

Air pollution: WHO global air quality guidelines 2021 • WHO SDG Indicator 11.6.2 Concentrations of fine particulate matter (PM_{2.5}); 2019 data • WHO household air pollution data; 2019 data • WHO Air pollution data portal; health impact data for 2019 • UNEP 2021: Regulating air quality: the first global assessment of air pollution legislation; data for 2020 • WHO Household energy policy repository; data continuously updated. **WASH:** WHO, UNICEF: Joint Monitoring Programme for Water Supply, Sanitation and Hygiene, 2022 data • WHO water, sanitation and hygiene: burden of disease, 2019 data • WHO GLAAS 2021/2022 cycle. **Climate change:** WHO Health and Climate Change Country Profiles • Honda et al. 2014 • Kendrovski et al. 2017 • WHO Health and Climate Change Global Survey • WHO: Alliance for Transformative Action on Climate and Health (ATACH): Country Commitments. • WHO 2023: Health in the Nationally Determined Contributions [in press]. **Chemicals:** WHO: International Health Regulations core capacity scores, 2021 data • WHO: Mortality rate attributed to unintentional poisonings; data for 2019 • WHO: Legally binding controls for lead paint, updated 2022.

• WHO: World directory of poisons centres, updated 2023 • UNEP: Minamata Convention on Mercury, 2021 data. **Radiation:** WHO: International Health Regulations core capacity scores, 2021 data • WHO: Deaths from melanoma and other skin cancers, 2019 data • IHME: Deaths from residential radon, 2019 data • WHO: Electromagnetic fields, updated 2018 • WHO: Sunbeds: Existence of national regulations, updated 2021 • WHO: Existence of national radon regulations, 2019 data. **Occupational health:** ILOSTAT: Statistics on the informal economy, updated 2023 • WHO: Disease burden from long working hours, 2016 data • WHO/ILO: Joint estimates of the work-related burden of disease and injury, 2016 data • WHO: Existence of national policy instruments for occupational health and safety for health workers, 2021 data • ILO ratifications of C155, C161 and C187, updated 2023. **Health care facilities:** WHO/UNICEF 2022: Progress on WASH in health care facilities 2000–2021 • WHO: Database on electrification of health-care facilities, updated 2022 • WHO: Health and Climate Change Global Survey • WHO/UNICEF Country progress tracker, updated 2022.

This scorecard is based on already published data (see references). It is a tool to measure and track the progress of Member States and is not intended for ranking.