

# Health and environment scorecard Kazakhstan

## Extent of the problem

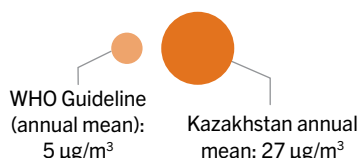
## Health impact

## Policies

### Air pollution



**5x** the WHO air quality guideline value for PM<sub>2.5</sub>



**2%** of population without clean fuels and technology for cooking



**23%** of deaths from stroke and ischaemic heart disease caused by air pollution<sup>1</sup>



<sup>1</sup> Air pollution causes many other diseases and adverse health outcomes, stroke and ischaemic heart disease have been chosen for this country scorecard.



Existence of legal standards for PM<sub>2.5</sub>



Compliant with WHO Air Quality Guidelines



Existence of national policy on household energy

INSUFFICIENT DATA

### WASH



Percentage of population without safe drinking water<sup>2</sup>

INSUFFICIENT DATA



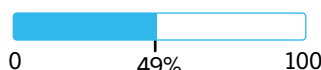
Percentage of population without safe sanitation<sup>2</sup>

INSUFFICIENT DATA

<sup>2</sup> Operationalised as using safely managed drinking water and sanitation services.



**49%** of deaths from diarrhoea caused by unsafe drinking water, sanitation and inadequate personal hygiene



Sufficient funding for implementation of national plans

Drinking water



95-100% of what is needed



95-100% of what is needed

Sanitation



95-100% of what is needed



95-100% of what is needed

WASH

Health care facilities

INSUFFICIENT DATA

Schools

INSUFFICIENT DATA

### Climate change



Percentage of hot days<sup>3</sup> in 2050 under a high emissions scenario<sup>4</sup>

INSUFFICIENT DATA

<sup>3</sup> A 'hot day' is a day when maximum temperature exceeds the 90<sup>th</sup> percentile threshold for that time of the year. The threshold is based on the period 1961-1990.

Analysis by the Climatic Research Unit, University of East Anglia, 2018.



Heat deaths in 2050 compared to 1961-1990 period under a high emissions scenario<sup>4</sup>

INSUFFICIENT DATA

<sup>4</sup> High emissions scenario RCP8.5 - Representative Concentration Pathway 8.5.

<sup>5</sup> Existence of a recent national assessment and plan refers to having conducted a climate change and health vulnerability and adaptation assessment and/or a health national adaptation plan (HNAP) since January 2020.



Existence of recent national assessment and plan<sup>5</sup>

INSUFFICIENT DATA

Vulnerability and adaptation assessment

INSUFFICIENT DATA

Health National Adaptation plan (HNAP)



Commitment to COP26 Health Programme

Climate resilient health systems



Sustainable low carbon health systems



Net zero commitment



Inclusion of health co-benefits in Nationally Determined Contribution (NDC)



# Health and environment scorecard Kazakhstan

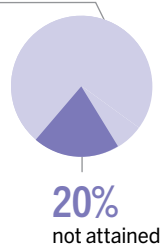
## Extent of the problem

### Chemicals



International Health Regulations (IHR) capacity score for chemical events

IHR capacity score of **80%** for chemical events<sup>6</sup>

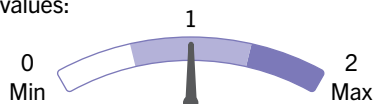


<sup>6</sup> Key informants report on attainment of a set of attributes for chemical events (core capacity 14) using a standard WHO instrument.

## Health impact

**1** out of 100,000 children under five die from poisonings every year

Kazakhstan compared to regional values:



## Policies



Existence of legal limit on lead paint



Existence of a poison centre



Party to the Minamata Convention on Mercury

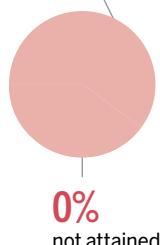


### Radiation



International Health Regulations (IHR) capacity score for radiation emergencies

IHR capacity score of **100%** for radiation emergencies<sup>7</sup>



<sup>7</sup> Key informants report on attainment of a set of attributes for radiation emergencies (core capacity 15) using a standard WHO instrument.

**2** out of 100,000 people die from melanoma and other skin cancers every year

**2** out of 100,000 people die from residential radon every year



Existence of standards on electromagnetic fields

INSUFFICIENT DATA



Existence of regulation of artificial tanning devices/sun beds

INSUFFICIENT DATA



Existence of national radon regulations for dwellings

INSUFFICIENT DATA

### Occupational health



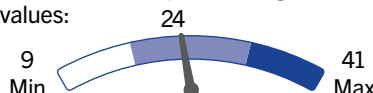
Percentage of informal employment in total employment

INSUFFICIENT DATA



**4%** of the working age population exposed to long working hours (≥55 hours/week)

**24** out of 100,000 people of working age die from diseases due to occupational risks every year  
Kazakhstan compared to regional values:



**7** out of 100,000 people of working age die from injuries due to occupational risks every year  
Kazakhstan compared to regional values:



Existence of programmes for occupational health and safety of health workers

INSUFFICIENT DATA

**2 of 3** key international labour conventions on occupational safety and health ratified

**C155**  
Occupational safety and health



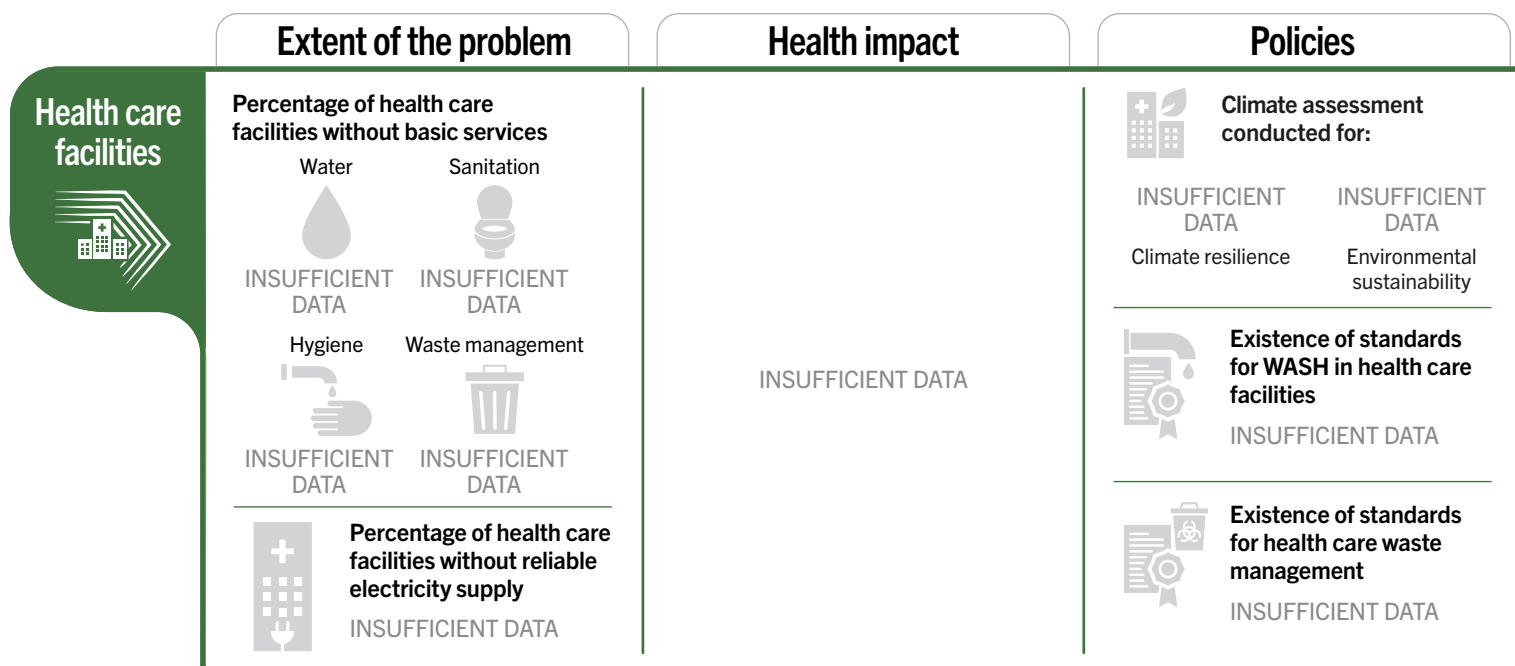
**C161**  
Occupational health services



**C187**  
Promotional framework



# Health and environment scorecard Kazakhstan



Please access the reading guide [here](#)

## References

**Air pollution:** WHO global air quality guidelines 2021 • WHO SDG Indicator 11.6.2 Concentrations of fine particulate matter (PM<sub>2.5</sub>); 2019 data • WHO household air pollution data; 2019 data • WHO Air pollution data portal; health impact data for 2019 • UNEP 2021: Regulating air quality: the first global assessment of air pollution legislation; data for 2020 • WHO Household energy policy repository; data continuously updated. **WASH:** WHO, UNICEF: Joint Monitoring Programme for Water Supply, Sanitation and Hygiene, 2022 data • WHO water, sanitation and hygiene: burden of disease, 2019 data • WHO GLAAS 2021/2022 cycle. **Climate change:** WHO Health and Climate Change Country Profiles • Honda et al. 2014 • Kendrovski et al. 2017 • WHO Health and Climate Change Global Survey • WHO: Alliance for Transformative Action on Climate and Health (ATACH): Country Commitments. • WHO 2023: Health in the Nationally Determined Contributions [in press]. **Chemicals:** WHO: International Health Regulations core capacity scores, 2021 data • WHO: Mortality rate attributed to unintentional poisonings; data for 2019 • WHO: Legally binding controls for lead paint, updated 2022.

• WHO: World directory of poisons centres, updated 2023 • UNEP: Minamata Convention on Mercury, 2021 data. **Radiation:** WHO: International Health Regulations core capacity scores, 2021 data • WHO: Deaths from melanoma and other skin cancers, 2019 data • IHME: Deaths from residential radon, 2019 data • WHO: Electromagnetic fields, updated 2018 • WHO: Sunbeds: Existence of national regulations, updated 2021 • WHO: Existence of national radon regulations, 2019 data. **Occupational health:** ILOSTAT: Statistics on the informal economy, updated 2023 • WHO: Disease burden from long working hours, 2016 data • WHO/ILO: Joint estimates of the work-related burden of disease and injury, 2016 data • WHO: Existence of national policy instruments for occupational health and safety for health workers, 2021 data • ILO ratifications of C155, C161 and C187, updated 2023. **Health care facilities:** WHO/UNICEF 2022: Progress on WASH in health care facilities 2000–2021 • WHO: Database on electrification of health-care facilities, updated 2022 • WHO: Health and Climate Change Global Survey • WHO/UNICEF Country progress tracker, updated 2022.

This scorecard is based on already published data (see references). It is a tool to measure and track the progress of Member States and is not intended for ranking.