

Panama

Hypertension profile

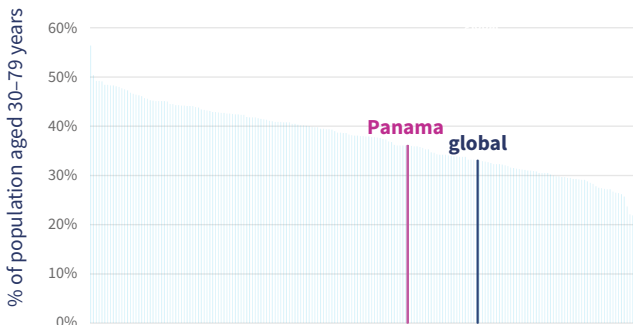
Total population (2019): 4 233 000

Total deaths (2019): 20 200

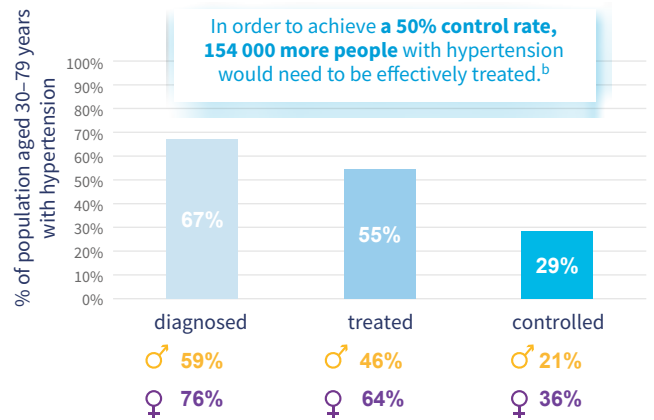
Age-standardized prevalence of hypertension among adults aged 30–79 years (2019)^a

♀ 36% ♂ 37% ♀ 35%

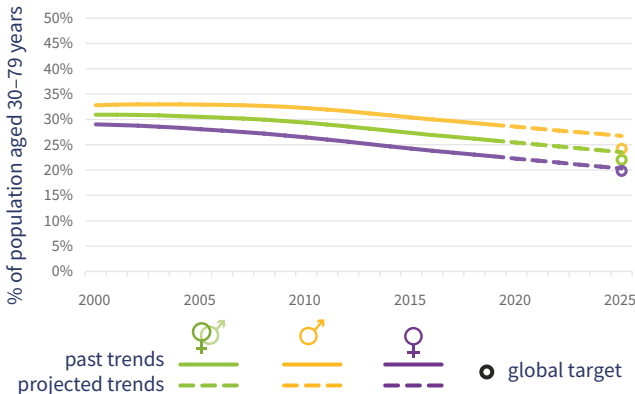
Prevalence of hypertension – global comparison (both sexes)^a



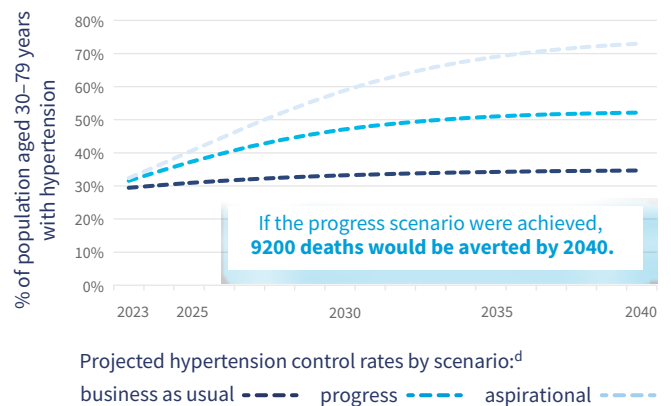
Of the 718 000 adults aged 30–79 years with hypertension:



Trends in uncontrolled hypertension in adults aged 30–79 years^c



Hypertension control rate scenarios



Mortality

	both sexes	males	females	year
Probability of premature mortality from NCDs (%)	11	13	9	2019
Cardiovascular disease deaths	5800	3200	2600	2019
Cardiovascular disease deaths attributable to high systolic blood pressure (%)	53	53	52	2019

Risk factors^e

	both sexes	males	females	year
Mean population salt intake, adults aged 25+ years (g/day)	10	11	9	2019
Current tobacco use, adults aged 15+ years (%)	5	8	2	2019
Obesity, adults aged 18+ years (%)	23	18	28	2016
Total alcohol per capita consumption, adults aged 15+ years (litres)	7	11	3	2019
Physical inactivity, adults aged 18+ years (%)	no data	no data	no data	2016

National response

Targets

National target for blood pressure

National target for salt consumption

Surveillance

Conducted recent, national survey measuring raised blood pressure/hypertension

Conducted recent, national survey on salt/sodium intake

Functioning system for generating reliable cause-specific mortality data on a routine basis

Treatment

Guidelines for management of hypertension

Footnotes: a. SBP \geq 140 mmHg or DBP \geq 90 mmHg or taking medication for hypertension. b. Control rate: adults aged 30–79 years receiving treatment, with blood pressure SBP <140 mmHg and DBP <90 mmHg. c. SBP \geq 140 mmHg or DBP \geq 90 mmHg. d. Progress and aspirational scenarios reflect a theoretical scaling up of treatment and control. e. Age-standardized estimates are presented for all indicators except salt intake.

See Explanatory notes for description of indicators