

Somalia: WHO and UNICEF estimates of immunization coverage: 2023 revision

BACKGROUND NOTE: Each year WHO and UNICEF jointly review reports submitted by Member States regarding national immunization coverage, finalized survey reports as well as data from published and grey literature. Based on these data, with due consideration to potential biases and the views of local experts, WHO and UNICEF attempt to distinguish between situations where available empirical data accurately reflect immunization system performance and those where the data are likely compromised and present a misleading view of coverage.

WHO and UNICEF estimates are country-specific; that is to say, each country's data are reviewed individually, and data are not borrowed from other countries in the absence of data. Estimates are not based on ad hoc adjustments to reported data; in some instances empirical data are available from a single source, usually the nationally reported coverage data. In cases where no data are available for a given country/vaccine/year combination, data are considered from earlier and later years and interpolated to estimate coverage for the missing year(s). In cases where data sources are mixed and show large variation, an attempt is made to identify the most likely estimate with consideration of the possible biases in available data. For methods see:

*Burton et al. 2009. Bull World Health Organ.

*Burton et al. 2012. PLoS One.

*Danovaro-Holliday et al. 2021. Gates Open Res.

DATA SOURCES.

ADMINISTRATIVE coverage: Reported by national authorities and based on aggregated administrative reports from health service providers on the number of vaccinations administered during a given period (numerator data) and reported target population data (denominator data). May be biased by inaccurate numerator and/or denominator data.

OFFICIAL coverage: Estimated coverage reported by national authorities that reflects their assessment of the most likely coverage based on any combination of administrative coverage, survey-based estimates or other data sources or adjustments. Approaches to determine OFFICIAL coverage may differ across countries.

SURVEY coverage: Based on estimated coverage from population-based household surveys among children aged 12-23 or 24-35 months following a review of survey methods and results. Information is based on the combination of vaccination history from documented evidence or caregiver recall. Survey results are considered for the appropriate birth cohort based on data collection period.

ABBREVIATIONS

BCG: percentage of births who received one dose of Bacillus Calmette Guerin vaccine.

DTP1 / DTP3: percentage of surviving infants who received the 1st / 3rd dose, respectively, of diphtheria and tetanus toxoid with pertussis containing vaccine.

Pol3: percentage of surviving infants who received the 3rd dose of polio containing vaccine. May be either oral or inactivated polio vaccine.

IPV1: percentage of surviving infants who received at least one dose of inactivated polio vaccine. In countries utilizing an immunization schedule recommending either (i) a primary series of three doses of oral polio vaccine (OPV) plus at least one dose of IPV where OPV is included in routine immunization and/or campaign or (ii) a sequential schedule of IPV followed by OPV, WHO and UNICEF estimates for IPV1 reflect coverage with at least one routine dose of IPV among infants <1 year of age. For countries utilizing IPV containing vaccine only, i.e., no recommended dose of OPV, WHO and UNICEF estimate for IPV1 corresponds to coverage for the 1st dose of IPV.

Production of IPV coverage estimates, which begins in 2015, results in no change of the estimated coverage levels for the 3rd dose of polio (Pol3). For countries recommending routine immunization with a primary series of three doses of IPV alone, WHO and UNICEF estimated Pol3 coverage is equivalent to estimated coverage with three doses of IPV. For countries with a sequential schedule, estimated Pol3 coverage is based on that for the 3rd dose of polio vaccine regardless of vaccine type.

IPV2: percentage of surviving infants who received a 2nd dose of inactivated polio vaccine. IPV2 coverage estimates produced for OPV using countries.

MCV1: percentage of surviving infants who received the 1st dose of measles containing vaccine. In countries where the national schedule recommends the 1st dose of MCV at 12 months or later based on the epidemiology of disease in the country, coverage estimates reflect the percentage of children who received the 1st dose of MCV as recommended.

MCV2: percentage of children who received the 2nd dose of measles containing vaccine according to the nationally recommended schedule.

RCV1: percentage of surviving infants who received the 1st dose of rubella containing vaccine. Coverage estimates are based on WHO and UNICEF estimates of coverage for the dose of measles containing vaccine that corresponds to the first measles-rubella combination vaccine. Nationally reported coverage of RCV is not taken into consideration nor are the data represented in the accompanying graph and data table.

HepBB: percentage of births which received a dose of hepatitis B vaccine within 24 hours of delivery. Estimates of hepatitis B birth dose coverage are produced only for countries with a universal birth dose policy. Estimates are not produced for countries that recommend a birth dose to infants born to HepB virus-infected mothers only or where there is insufficient information to determine whether vaccination is within 24 hours of birth.

HepB3: percentage of surviving infants who received the 3rd dose of hepatitis B containing vaccine following the birth dose.

Hib3: percentage of surviving infants who received the 3rd dose of Haemophilus influenzae type b containing vaccine.

RotaC: percentage of surviving infants who received the final recommended dose of rotavirus vaccine, which can be either the 2nd or the 3rd dose depending on the vaccine.

PcV3: percentage of surviving infants who received the 3rd dose of pneumococcal conjugate vaccine. In countries where the national schedule recommends two doses during infancy and a booster dose at 12 months or later based on the epidemiology of disease in the country, coverage estimates may reflect the percentage of surviving infants who received two doses of PcV prior to the 1st birthday.

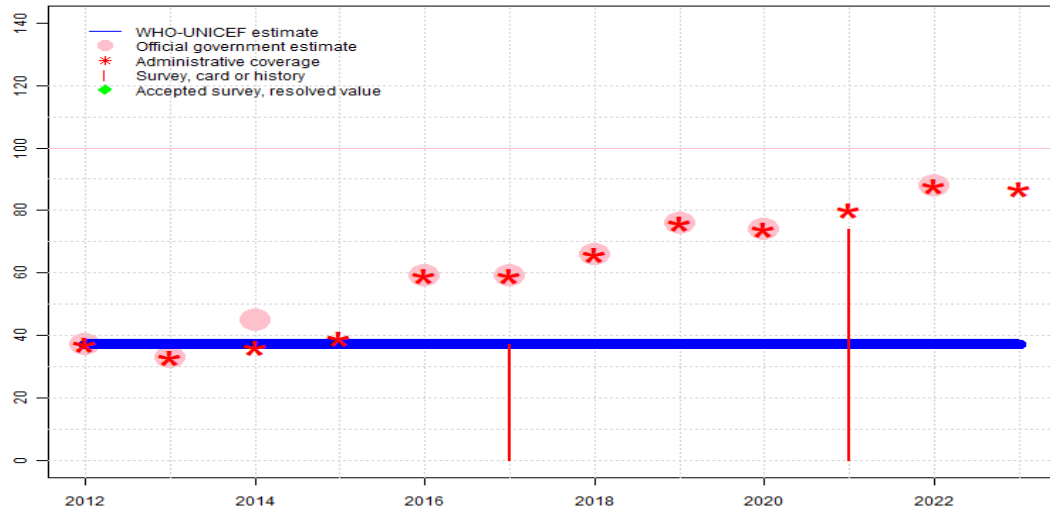
YFV: percentage of surviving infants who received one dose of yellow fever vaccine in countries where YFV is part of the national immunization schedule for children or is recommended in at risk areas; coverage estimates are annualized for the entire cohort of surviving infants.

MengA: percentage of children who received one dose of meningococcal A conjugate vaccine. MengA coverage estimates produced for countries in the meningitis belt of sub-Saharan Africa.

Disclaimer: All reasonable precautions have been taken by the World Health Organization and United Nations Children's Fund to verify the information contained in this publication. However, the published material is being distributed without warranty of any kind, either expressed or implied. The responsibility for the interpretation and use of the material lies with the reader. In no event shall the World Health Organization or United Nations Children's Fund be liable for damages arising from its use.

Somalia - BCG

SOM - BCG



	2012	2013	2014	2015	2016	2017	2018	2019	2020	2021	2022	2023
Estimate	37	37	37	37	37	37	37	37	37	37	37	37
Estimate GoC	•	•	•	•	••	••	•	•	•	•	•	•
Official	37	33	45	NA	59	59	66	76	74	NA	88	NA
Administrative	37	33	36	39	59	59	66	76	74	80	88	87
Survey	NA	NA	NA	NA	NA	37	NA	NA	NA	74	NA	NA

The WHO and UNICEF estimates of national immunization coverage (wuenic) are based on data and information that are of varying, and, in some instances, unknown quality. Beginning with the 2011 revision we describe the grade of confidence (GoC) we have in these estimates. As there is no underlying probability model upon which the estimates are based, we are unable to present classical measures of uncertainty, e.g., confidence intervals. Moreover, we have chosen not to make subjective estimates of plausibility/certainty ranges around the coverage. The GoC reflects the degree of empirical support upon which the estimates are based. It is not a judgment of the quality of data reported by national authorities.

- Estimate is supported by reported data [R+], coverage recalculated with an independent denominator from the World Population Prospects: 2022 revision from the UN Population Division (D+), and at least one supporting survey within 2 years [S+]. While well supported, the estimate still carries a risk of being wrong.
- Estimate is supported by at least one data source; [R+], [S+], or [D+]; and no data source, [R-], [D-], or [S-], challenges the estimate.
- There are no directly supporting data; or data from at least one source; [R-], [D-], [S-]; challenge the estimate.

In all cases these estimates should be used with caution and should be assessed in light of the objective for which they are being used.

Description:

- 2023: Estimate based on extrapolation from data reported by national government. Reported data excluded. Availability of robust, independent data that assess coverage, as well as the quality of recording and reporting system, are lacking. No nationally representative household survey for the most recent 5 annual birth cohorts. WHO and UNICEF recommend a high quality survey to verify reported levels of coverage. Subnational survey covering accessible areas in 6 states and excluding Somaliland suggest higher coverage level than estimated coverage. Estimate challenged by: D-
- 2022: Estimate based on extrapolation from data reported by national government. Reported data excluded. Availability of robust, independent data that assess coverage, as well as the quality of recording and reporting system, are lacking. Vaccine stockout reported for all vaccines at the subnational level. Estimate challenged by: D-
- 2021: Estimate based on extrapolation from data reported by national government. Somalia PCCS and Routine Immunization Coverage Evaluation Survey, 2023 results ignored by working group. Survey conducted in accessible areas in six states. Somaliland not included. Reported data excluded. WHO and UNICEF encourage periodic independent coverage assessment in addition to improving the coverage of immunization services. Estimate challenged by: D-
- 2020: Estimate based on extrapolation from data reported by national government. Reported data excluded. Incomplete reporting noted by the country. Programme reports a two months vaccine stockout at national and subnational levels. Estimate challenged by: D-
- 2019: Estimate based on extrapolation from data reported by national government. Reported data excluded. WHO and UNICEF are aware of discussions related to organizing a working group to further assess and guide immunization system performance data improvement activities focused on improved recording and monitoring of immunization service delivery. Estimate challenged by: D-
- 2018: Estimate based on extrapolation from data reported by national government. Reported data excluded. See comment in 2019. Estimate challenged by: D-
- 2017: Estimate based on extrapolation from data reported by national government. The Somali Health and Demographic Survey 2020 results ignored by working group. Lower vaccination coverage levels suggested by the survey for the 2017 cohort are consistent with challenges in funding around delivery of the country's Essential Package of Health Services through the Somali Joint Health and Nutrition Program (JHNP), a multi-donor fund managed by UNICEF that aimed to strengthen the health system and service delivery across Somalia. The JHNP ended in December 2016. Survey results are based mostly on respondent recall of vaccination history given only four percent with available documented evidence in a home-based record. In contrast to prior surveys noted here, the 2017 survey incorporated three strata within the sampling process targeting urban, rural and nomadic communities. Exceptionally low vaccination coverage estimates among children residing in nomadic communities is observed and thus lowers the national coverage levels. Reported data excluded. See comment in 2019. Survey coverage for BCG vaccine is unusually high given levels of home birth in Somalia accompanied by weak and

Somalia - BCG

fragmented primary healthcare service delivery. GoC=R+ D+

2016: Estimate based on extrapolation from data reported by national government. Reported data excluded. See comment in 2019. GoC=R+ D+

2015: Estimate based on extrapolation from data reported by national government. Reported data excluded. Unexplained increase in target population compared to 2014. Programme reports a national level stockout of two months. GoC=Assigned by working group. Unexplained increase in target population between 2014 and 2015.

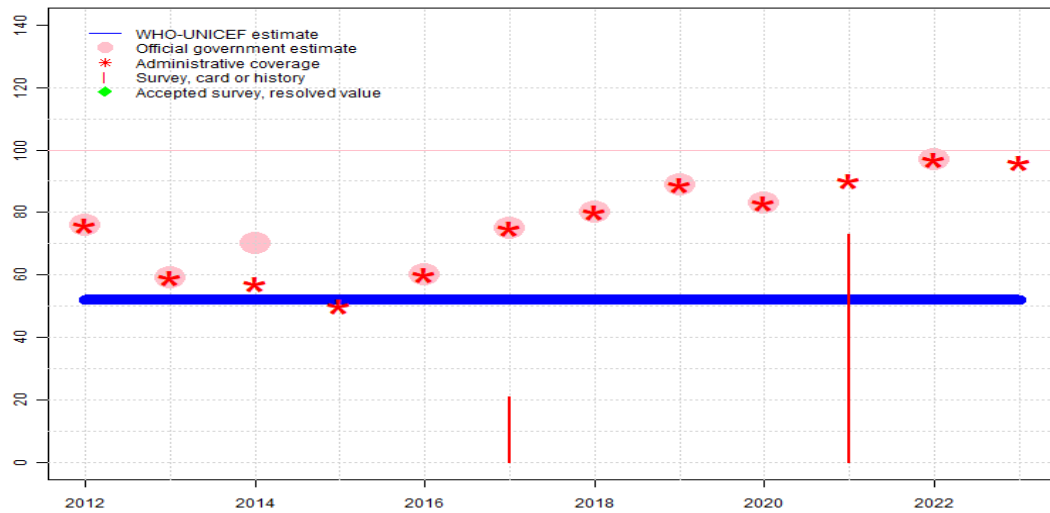
2014: Estimate based on extrapolation from data reported by national government. Reported data excluded. Decline in coverage is due in part to incomplete reporting. Programme reports a two months stockout at national level. GoC=Assigned by working group. Unexplained increase in target population between 2014 and 2015.

2013: Estimate based on extrapolation from data reported by national government. Reported data excluded. Decline in reported coverage reflects incomplete reporting from the Central-South zone. Estimate challenged by: D-

2012: Estimate informed by reported data. Decline in coverage is likely attributable to vaccine shortage. Estimate challenged by: D-

Somalia - DTP1

SOM - DTP1



	2012	2013	2014	2015	2016	2017	2018	2019	2020	2021	2022	2023
Estimate	52	52	52	52	52	52	52	52	52	52	52	52
Estimate GoC	●	●	●	●	●	●	●	●	●	●	●	●
Official	76	59	70	NA	60	75	80	89	83	NA	97	NA
Administrative	76	59	57	50	60	75	80	89	83	90	97	96
Survey	NA	NA	NA	NA	NA	21	NA	NA	NA	73	NA	NA

The WHO and UNICEF estimates of national immunization coverage (wuenic) are based on data and information that are of varying, and, in some instances, unknown quality. Beginning with the 2011 revision we describe the grade of confidence (GoC) we have in these estimates. As there is no underlying probability model upon which the estimates are based, we are unable to present classical measures of uncertainty, e.g., confidence intervals. Moreover, we have chosen not to make subjective estimates of plausibility/certainty ranges around the coverage. The GoC reflects the degree of empirical support upon which the estimates are based. It is not a judgment of the quality of data reported by national authorities.

- Estimate is supported by reported data [R+], coverage recalculated with an independent denominator from the World Population Prospects: 2022 revision from the UN Population Division (D+), and at least one supporting survey within 2 years [S+]. While well supported, the estimate still carries a risk of being wrong.
- Estimate is supported by at least one data source; [R+], [S+], or [D+]; and no data source, [R-], [D-], or [S-], challenges the estimate.
- There are no directly supporting data; or data from at least one source; [R-], [D-], [S-]; challenge the estimate.

In all cases these estimates should be used with caution and should be assessed in light of the objective for which they are being used.

Description:

2023: Reported data calibrated to 2010 levels. Reported data excluded. . Availability of robust, independent data that assess coverage, as well as the quality of recording and reporting system, are lacking. No nationally representative household survey for the most recent 5 annual birth cohorts. WHO and UNICEF recommend a high quality survey to verify reported levels of coverage. Subnational survey covering accessible areas in 6 states and excluding Somaliland suggest higher coverage level than estimated coverage. Estimate challenged by: D-R-

2022: Reported data calibrated to 2010 levels. Reported data excluded. Availability of robust, independent data that assess coverage, as well as the quality of recording and reporting system, are lacking. Vaccine stockout reported for all vaccines at the subnational level. Estimate challenged by: D-R-

2021: Reported data calibrated to 2010 levels. Somalia PCCS and Routine Immunization Coverage Evaluation Survey, 2023 results ignored by working group. Survey conducted in accessible areas in six states. Somaliland not included. Reported data excluded. WHO and UNICEF encourage periodic independent coverage assessment in addition to improving the coverage of immunization services. Estimate challenged by: D-R-

2020: Reported data calibrated to 2010 levels. Reported data excluded. Incomplete reporting noted by the country. Programme reports a two months vaccine stockout at national and subnational levels. Estimate challenged by: D-R-

2019: Reported data calibrated to 2010 levels. Reported data excluded. WHO and UNICEF are aware of discussions related to organizing a working group to further assess and guide immunization system performance data improvement activities focused on improved recording and monitoring of immunization service delivery. Estimate challenged by: D-R-

2018: Reported data calibrated to 2010 levels. Reported data excluded. See comment in 2019. Estimate challenged by: D-R-

2017: Reported data calibrated to 2010 levels. The Somali Health and Demographic Survey 2020 results ignored by working group. Lower vaccination coverage levels suggested by the survey for the 2017 cohort are consistent with challenges in funding around delivery of the country's Essential Package of Health Services through the Somali Joint Health and Nutrition Program (JHNP), a multi-donor fund managed by UNICEF that aimed to strengthen the health system and service delivery across Somalia. The JHNP ended in December 2016. Survey results are based mostly on respondent recall of vaccination history given only four percent with available documented evidence in a home-based record. In contrast to prior surveys noted here, the 2017 survey incorporated three strata within the sampling process targeting urban, rural and nomadic communities. Exceptionally low vaccination coverage estimates among children residing in nomadic communities is observed and thus lowers the national coverage levels. Reported data excluded. See comment in 2019. Estimate challenged by: R-

2016: Reported data calibrated to 2010 levels. Reported data excluded. See comment in 2019. Estimate challenged by: R-

2015: Reported data calibrated to 2010 levels. Reported data excluded. Unexplained increase

Somalia - DTP1

in target population compared to 2014. GoC=Assigned by working group. Unexplained increase in target population between 2014 and 2015.

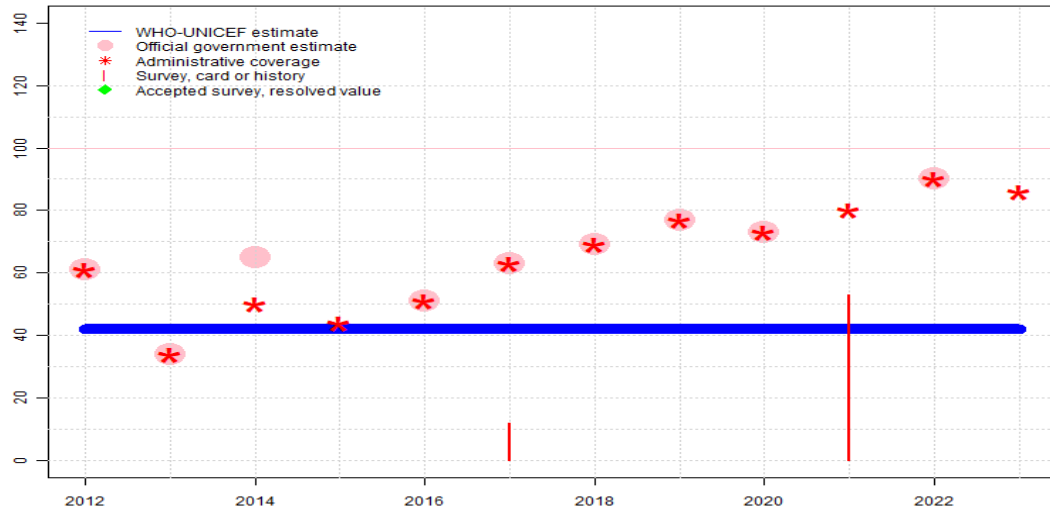
2014: Reported data calibrated to 2010 levels. Reported data excluded. Decline in coverage is due in part to incomplete reporting. Reported data excluded due to an increase from 59 percent to 70 percent with decrease 50 percent. GoC=Assigned by working group. Unexplained increase in target population between 2014 and 2015.

2013: Reported data calibrated to 2010 levels. Reported data excluded. Decline in reported coverage reflects incomplete reporting from the Central-South zone. Reported data excluded due to decline in reported coverage from 76 percent to 59 percent with increase to 70 percent. DTP-HepB-Hib pentavalent vaccine introduced in April 2013. Decline in reported coverage reflects a reduction in scope of Child Health Days and incomplete reporting from the Central-South zone. Estimate challenged by: D-R-

2012: Reported data calibrated to 2010 levels. See comment from previous year. Estimate challenged by: R-

Somalia - DTP3

SOM - DTP3



	2012	2013	2014	2015	2016	2017	2018	2019	2020	2021	2022	2023
Estimate	42	42	42	42	42	42	42	42	42	42	42	42
Estimate GoC	•	•	•	•	•	•	•	•	•	•	•	•
Official	61	34	65	NA	51	63	69	77	73	NA	90	NA
Administrative	61	34	50	44	51	63	69	77	73	80	90	86
Survey	NA	NA	NA	NA	NA	12	NA	NA	NA	53	NA	NA

The WHO and UNICEF estimates of national immunization coverage (wuenic) are based on data and information that are of varying, and, in some instances, unknown quality. Beginning with the 2011 revision we describe the grade of confidence (GoC) we have in these estimates. As there is no underlying probability model upon which the estimates are based, we are unable to present classical measures of uncertainty, e.g., confidence intervals. Moreover, we have chosen not to make subjective estimates of plausibility/certainty ranges around the coverage. The GoC reflects the degree of empirical support upon which the estimates are based. It is not a judgment of the quality of data reported by national authorities.

- Estimate is supported by reported data [R+], coverage recalculated with an independent denominator from the World Population Prospects: 2022 revision from the UN Population Division (D+), and at least one supporting survey within 2 years [S+]. While well supported, the estimate still carries a risk of being wrong.
- Estimate is supported by at least one data source; [R+], [S+], or [D+]; and no data source, [R-], [D-], or [S-], challenges the estimate.
- There are no directly supporting data; or data from at least one source; [R-], [D-], [S-]; challenge the estimate.

In all cases these estimates should be used with caution and should be assessed in light of the objective for which they are being used.

Description:

2023: Reported data calibrated to 2010 levels. Reported data excluded. . Availability of robust, independent data that assess coverage, as well as the quality of recording and reporting system, are lacking. No nationally representative household survey for the most recent 5 annual birth cohorts. WHO and UNICEF recommend a high quality survey to verify reported levels of coverage. Subnational survey covering accessible areas in 6 states and excluding Somaliland suggest higher coverage level than estimated coverage. Estimate challenged by: D-R-

2022: Reported data calibrated to 2010 levels. Reported data excluded. Availability of robust, independent data that assess coverage, as well as the quality of recording and reporting system, are lacking. Vaccine stockout reported for all vaccines at the subnational level. Estimate challenged by: D-R-

2021: Reported data calibrated to 2010 levels. Somalia PCCS and Routine Immunization Coverage Evaluation Survey, 2023 results ignored by working group. Survey conducted in accessible areas in six states. Somaliland not included. Somalia PCCS and Routine Immunization Coverage Evaluation Survey, 2023 card or history results of 53 percent modified for recall bias to 68 percent based on 1st dose card or history coverage of 73 percent, 1st dose card only coverage of 15 percent and 3rd dose card only coverage of 14 percent. Reported data excluded. WHO and UNICEF encourage periodic independent coverage assessment in addition to improving the coverage of immunization services. Estimate challenged by: D-R-

2020: Reported data calibrated to 2010 levels. Reported data excluded. Incomplete reporting noted by the country. Programme reports a two months vaccine stockout at national and subnational levels. Estimate challenged by: D-R-

2019: Reported data calibrated to 2010 levels. Reported data excluded. WHO and UNICEF are aware of discussions related to organizing a working group to further assess and guide immunization system performance data improvement activities focused on improved recording and monitoring of immunization service delivery. Estimate challenged by: D-R-

2018: Reported data calibrated to 2010 levels. Reported data excluded. See comment in 2019. Estimate challenged by: D-R-

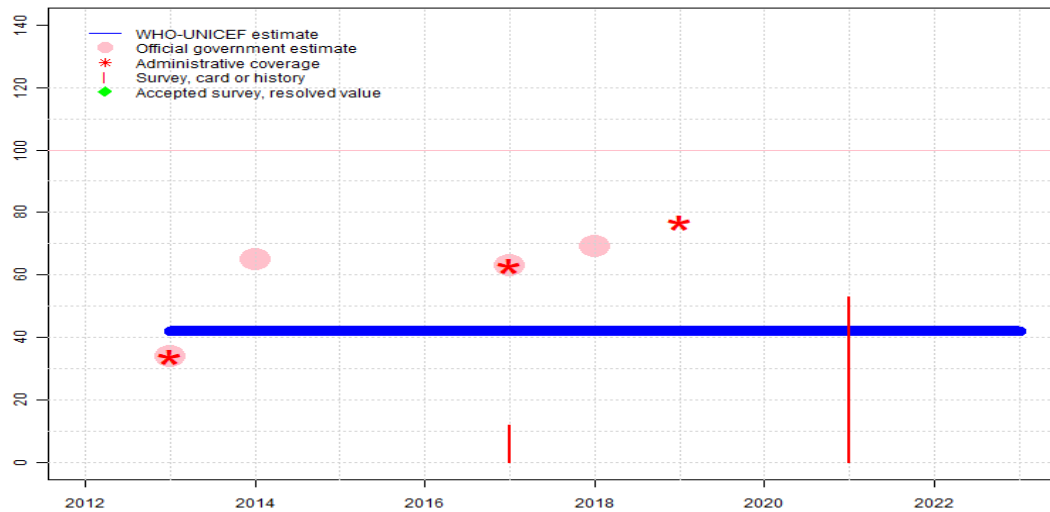
2017: Reported data calibrated to 2010 levels. The Somali Health and Demographic Survey 2020 results ignored by working group. Lower vaccination coverage levels suggested by the survey for the 2017 cohort are consistent with challenges in funding around delivery of the country's Essential Package of Health Services through the Somali Joint Health and Nutrition Program (JHNP), a multi-donor fund managed by UNICEF that aimed to strengthen the health system and service delivery across Somalia. The JHNP ended in December 2016. Survey results are based mostly on respondent recall of vaccination history given only four percent with available documented evidence in a home-based record. In contrast to prior surveys noted here, the 2017 survey incorporated three strata within the sampling process targeting urban, rural and nomadic communities. Exceptionally low vaccination coverage estimates among children residing in nomadic communities is observed and thus lowers the national coverage levels. Reported data excluded. See com-

Somalia - DTP3

- ment in 2019. Estimate challenged by: R-
- 2016: Reported data calibrated to 2010 levels. Reported data excluded. See comment in 2019. Estimate challenged by: R-
- 2015: Reported data calibrated to 2010 levels. Reported data excluded. Unexplained increase in target population compared to 2014. GoC=Assigned by working group. Unexplained increase in target population between 2014 and 2015.
- 2014: Reported data calibrated to 2010 levels. Reported data excluded. Decline in coverage is due in part to incomplete reporting. Reported data excluded due to an increase from 34 percent to 65 percent with decrease 44 percent. GoC=Assigned by working group. Unexplained increase in target population between 2014 and 2015.
- 2013: Reported data calibrated to 2010 levels. Reported data excluded. Decline in reported coverage reflects incomplete reporting from the Central-South zone. Reported data excluded due to decline in reported coverage from 61 percent to 34 percent with increase to 65 percent. DTP-HepB-Hib pentavalent vaccine introduced in April 2013. Decline in reported coverage reflects a reduction in scope of Child Health Days and incomplete reporting from the Central-South zone. Estimate challenged by: D-R-
- 2012: Reported data calibrated to 2010 levels. See comment from previous year. Estimate challenged by: R-

Somalia - HepB3

SOM - HepB3



	2012	2013	2014	2015	2016	2017	2018	2019	2020	2021	2022	2023
Estimate	NA	42	42	42	42	42	42	42	42	42	42	42
Estimate GoC	NA	•	•	•	•	•	•	•	•	•	•	•
Official	NA	34	65	NA	NA	63	69	NA	NA	NA	NA	NA
Administrative	NA	34	NA	NA	NA	63	NA	77	NA	NA	NA	NA
Survey	NA	NA	NA	NA	NA	12	NA	NA	NA	53	NA	NA

The WHO and UNICEF estimates of national immunization coverage (wuenic) are based on data and information that are of varying, and, in some instances, unknown quality. Beginning with the 2011 revision we describe the grade of confidence (GoC) we have in these estimates. As there is no underlying probability model upon which the estimates are based, we are unable to present classical measures of uncertainty, e.g., confidence intervals. Moreover, we have chosen not to make subjective estimates of plausibility/certainty ranges around the coverage. The GoC reflects the degree of empirical support upon which the estimates are based. It is not a judgment of the quality of data reported by national authorities.

- Estimate is supported by reported data [R+], coverage recalculated with an independent denominator from the World Population Prospects: 2022 revision from the UN Population Division (D+), and at least one supporting survey within 2 years [S+]. While well supported, the estimate still carries a risk of being wrong.
- Estimate is supported by at least one data source; [R+], [S+], or [D+]; and no data source, [R-], [D-], or [S-], challenges the estimate.
- There are no directly supporting data; or data from at least one source; [R-], [D-], [S-]; challenge the estimate.

In all cases these estimates should be used with caution and should be assessed in light of the objective for which they are being used.

Description:

- 2023: Estimate informed by estimated DTP3 coverage. Availability of robust, independent data that assess coverage, as well as the quality of recording and reporting system, are lacking. No nationally representative household survey for the most recent 5 annual birth cohorts. WHO and UNICEF recommend a high quality survey to verify reported levels of coverage. Subnational survey covering accessible areas in 6 states and excluding Somaliland suggest higher coverage level than estimated coverage. GoC=No accepted empirical data
- 2022: Estimate informed by DTP3 estimated coverage. Vaccine stockout reported for all vaccines at the subnational level. GoC=No accepted empirical data
- 2021: Estimate based on DTP3 estimated coverage. Somalia PCCS and Routine Immunization Coverage Evaluation Survey, 2023 results ignored by working group. Survey conducted in accessible areas in six states. Somaliland not included. Somalia PCCS and Routine Immunization Coverage Evaluation Survey, 2023 card or history results of 53 percent modified for recall bias to 68 percent based on 1st dose card or history coverage of 73 percent, 1st dose card only coverage of 15 percent and 3rd dose card only coverage of 14 percent. GoC=No accepted empirical data
- 2020: Estimate based on DTP3 estimated coverage. Programme reports a two months vaccine stockout at national and subnational levels. GoC=No accepted empirical data
- 2019: Estimate based on estimated DTP3 coverage. Reported data excluded. WHO and UNICEF are aware of discussions related to organizing a working group to further assess and guide immunization system performance data improvement activities focused on improved recording and monitoring of immunization service delivery. Estimate challenged by: D-R-
- 2018: Estimate based on estimated DTP3 coverage. Reported data excluded. See comment in 2019. Estimate challenged by: R-
- 2017: Estimate based on estimated DTP3 coverage. The Somali Health and Demographic Survey 2020 results ignored by working group. Lower vaccination coverage levels suggested by the survey for the 2017 cohort are consistent with challenges in funding around delivery of the country's Essential Package of Health Services through the Somali Joint Health and Nutrition Program (JHNP), a multi-donor fund managed by UNICEF that aimed to strengthen the health system and service delivery across Somalia. The JHNP ended in December 2016. Survey results are based mostly on respondent recall of vaccination history given only four percent with available documented evidence in a home-based record. In contrast to prior surveys noted here, the 2017 survey incorporated three strata within the sampling process targeting urban, rural and nomadic communities. Exceptionally low vaccination coverage estimates among children residing in nomadic communities is observed and thus lowers the national coverage levels. Reported data excluded. See comment in 2019. Estimate challenged by: R-
- 2016: Estimate based on estimated DTP3 coverage. GoC=No accepted empirical data
- 2015: Estimate based on estimated DTP3 coverage. GoC=Assigned by working group. Unexplained increase in target population between 2014 and 2015.
- 2014: Estimate based on estimated DTP3 coverage. Reported data excluded. Decline in coverage

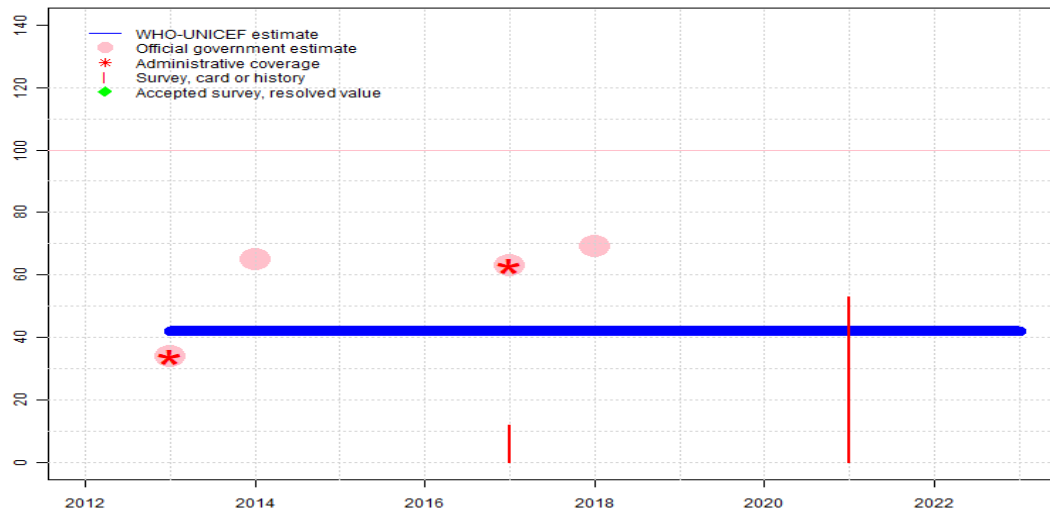
Somalia - HepB3

is due in part to incomplete reporting. GoC=Assigned by working group. Unexplained increase in target population between 2014 and 2015.

2013: Estimate based on estimated DTP3 coverage. Reported data excluded. Decline in reported coverage reflects incomplete reporting from the Central-South zone. DTP-HepB-Hib pentavalent vaccine introduced in April 2013. DTP3 estimate is higher reflecting use of existing trivalent DTP vaccine during January-March 2013. Estimate challenged by: D-R-

Somalia - Hib3

SOM - Hib3



	2012	2013	2014	2015	2016	2017	2018	2019	2020	2021	2022	2023
Estimate	NA	42	42	42	42	42	42	42	42	42	42	42
Estimate GoC	NA	●	●	●	●	●	●	●	●	●	●	●
Official	NA	34	65	NA	NA	63	69	NA	NA	NA	NA	NA
Administrative	NA	34	NA	NA	NA	63	NA	NA	NA	NA	NA	NA
Survey	NA	NA	NA	NA	NA	12	NA	NA	NA	53	NA	NA

The WHO and UNICEF estimates of national immunization coverage (wuenic) are based on data and information that are of varying, and, in some instances, unknown quality. Beginning with the 2011 revision we describe the grade of confidence (GoC) we have in these estimates. As there is no underlying probability model upon which the estimates are based, we are unable to present classical measures of uncertainty, e.g., confidence intervals. Moreover, we have chosen not to make subjective estimates of plausibility/certainty ranges around the coverage. The GoC reflects the degree of empirical support upon which the estimates are based. It is not a judgment of the quality of data reported by national authorities.

- Estimate is supported by reported data [R+], coverage recalculated with an independent denominator from the World Population Prospects: 2022 revision from the UN Population Division (D+), and at least one supporting survey within 2 years [S+]. While well supported, the estimate still carries a risk of being wrong.
- Estimate is supported by at least one data source; [R+], [S+], or [D+]; and no data source, [R-], [D-], or [S-], challenges the estimate.
- There are no directly supporting data; or data from at least one source; [R-], [D-], [S-]; challenge the estimate.

In all cases these estimates should be used with caution and should be assessed in light of the objective for which they are being used.

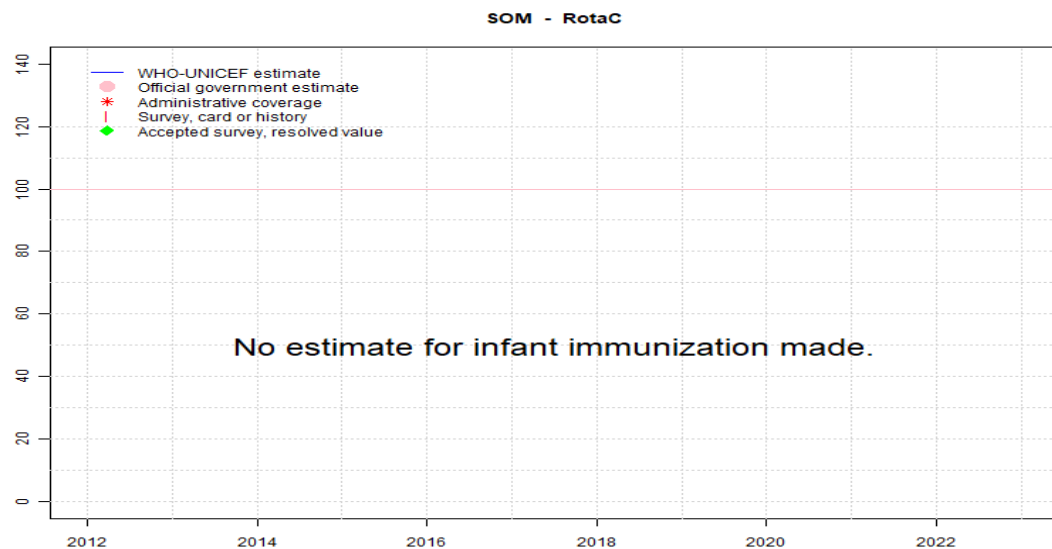
Description:

- 2023: Estimate informed by estimated DTP3 coverage. Availability of robust, independent data that assess coverage, as well as the quality of recording and reporting system, are lacking. No nationally representative household survey for the most recent 5 annual birth cohorts. WHO and UNICEF recommend a high quality survey to verify reported levels of coverage. Subnational survey covering accessible areas in 6 states and excluding Somaliland suggest higher coverage level than estimated coverage. GoC=No accepted empirical data
- 2022: Estimate informed by DTP3 estimated coverage. Vaccine stockout reported for all vaccines at the subnational level. GoC=No accepted empirical data
- 2021: Estimate based on DTP3 estimated coverage. Somalia PCCS and Routine Immunization Coverage Evaluation Survey, 2023 results ignored by working group. Survey conducted in accessible areas in six states. Somaliland not included. Somalia PCCS and Routine Immunization Coverage Evaluation Survey, 2023 card or history results of 53 percent modified for recall bias to 68 percent based on 1st dose card or history coverage of 73 percent, 1st dose card only coverage of 15 percent and 3rd dose card only coverage of 14 percent. GoC=No accepted empirical data
- 2020: Estimate based on DTP3 estimated coverage. Programme reports a two months vaccine stockout at national and subnational levels. GoC=No accepted empirical data
- 2019: Estimate based on estimated DTP3 coverage. GoC=No accepted empirical data
- 2018: Estimate based on estimated DTP3 coverage. Reported data excluded. See comment in 2019. Estimate challenged by: R-
- 2017: Estimate based on estimated DTP3 coverage. The Somali Health and Demographic Survey 2020 results ignored by working group. Lower vaccination coverage levels suggested by the survey for the 2017 cohort are consistent with challenges in funding around delivery of the country's Essential Package of Health Services through the Somali Joint Health and Nutrition Program (JHNP), a multi-donor fund managed by UNICEF that aimed to strengthen the health system and service delivery across Somalia. The JHNP ended in December 2016. Survey results are based mostly on respondent recall of vaccination history given only four percent with available documented evidence in a home-based record. In contrast to prior surveys noted here, the 2017 survey incorporated three strata within the sampling process targeting urban, rural and nomadic communities. Exceptionally low vaccination coverage estimates among children residing in nomadic communities is observed and thus lowers the national coverage levels. Reported data excluded. See comment in 2019. Estimate challenged by: R-
- 2016: Estimate based on estimated DTP3 coverage. GoC=No accepted empirical data
- 2015: Estimate based on estimated DTP3 coverage. GoC=Assigned by working group. Unexplained increase in target population between 2014 and 2015.
- 2014: Estimate based on estimated DTP3 coverage. Reported data excluded. Decline in coverage is due in part to incomplete reporting. GoC=Assigned by working group. Unexplained increase in target population between 2014 and 2015.
- 2013: Estimate based on estimated DTP3 coverage. Reported data excluded. Decline in reported coverage reflects incomplete reporting from the Central-South zone. DTP-HepB-

Somalia - Hib3

Hib pentavalent vaccine introduced in April 2013. DTP3 estimate is higher reflecting use of existing trivalent DTP vaccine during January-March 2013. Estimate challenged by: D-R-

Somalia - RotaC



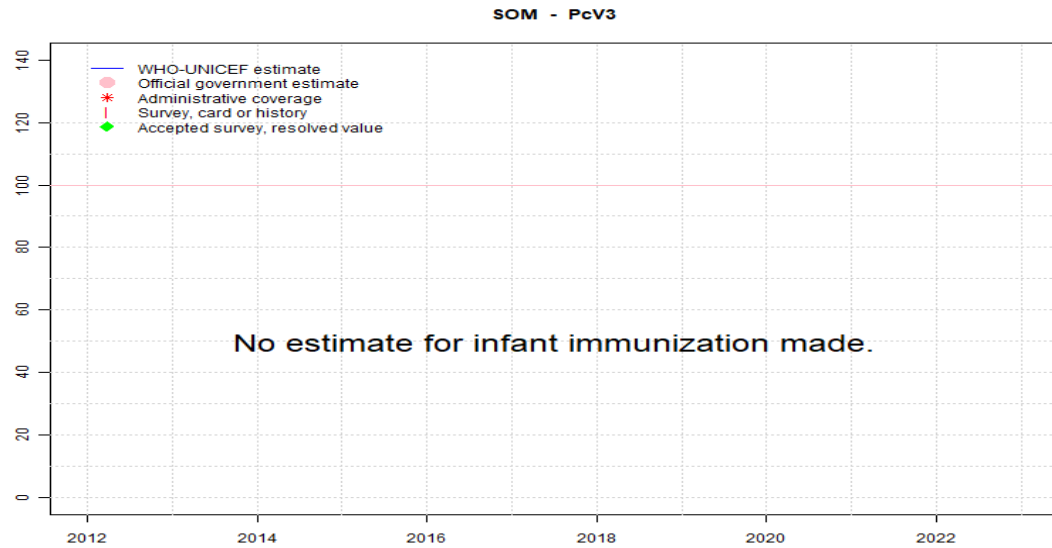
	2012	2013	2014	2015	2016	2017	2018	2019	2020	2021	2022	2023
Estimate	NA	NA	NA	NA	NA	NA	NA	NA	NA	NA	NA	NA
Estimate GoC	NA	NA	NA	NA	NA	NA	NA	NA	NA	NA	NA	NA
Official	NA	NA	NA	NA	NA	NA	NA	NA	NA	NA	NA	NA
Administrative	NA	NA	NA	NA	NA	NA	NA	NA	NA	NA	NA	NA
Survey	NA	NA	NA	NA	NA	NA	NA	NA	NA	NA	NA	NA

The WHO and UNICEF estimates of national immunization coverage (wuenic) are based on data and information that are of varying, and, in some instances, unknown quality. Beginning with the 2011 revision we describe the grade of confidence (GoC) we have in these estimates. As there is no underlying probability model upon which the estimates are based, we are unable to present classical measures of uncertainty, e.g., confidence intervals. Moreover, we have chosen not to make subjective estimates of plausibility/certainty ranges around the coverage. The GoC reflects the degree of empirical support upon which the estimates are based. It is not a judgment of the quality of data reported by national authorities.

- Estimate is supported by reported data [R+], coverage recalculated with an independent denominator from the World Population Prospects: 2022 revision from the UN Population Division (D+), and at least one supporting survey within 2 years [S+]. While well supported, the estimate still carries a risk of being wrong.
- Estimate is supported by at least one data source; [R+], [S+], or [D+]; and no data source, [R-], [D-], or [S-], challenges the estimate.
- There are no directly supporting data; or data from at least one source; [R-], [D-], [S-]; challenge the estimate.

In all cases these estimates should be used with caution and should be assessed in light of the objective for which they are being used.

Somalia - PcV3



	2012	2013	2014	2015	2016	2017	2018	2019	2020	2021	2022	2023
Estimate	NA	NA	NA	NA	NA	NA	NA	NA	NA	NA	NA	NA
Estimate GoC	NA	NA	NA	NA	NA	NA	NA	NA	NA	NA	NA	NA
Official	NA	NA	NA	NA	NA	NA	NA	NA	NA	NA	NA	NA
Administrative	NA	NA	NA	NA	NA	NA	NA	NA	NA	NA	NA	NA
Survey	NA	NA	NA	NA	NA	NA	NA	NA	NA	NA	NA	NA

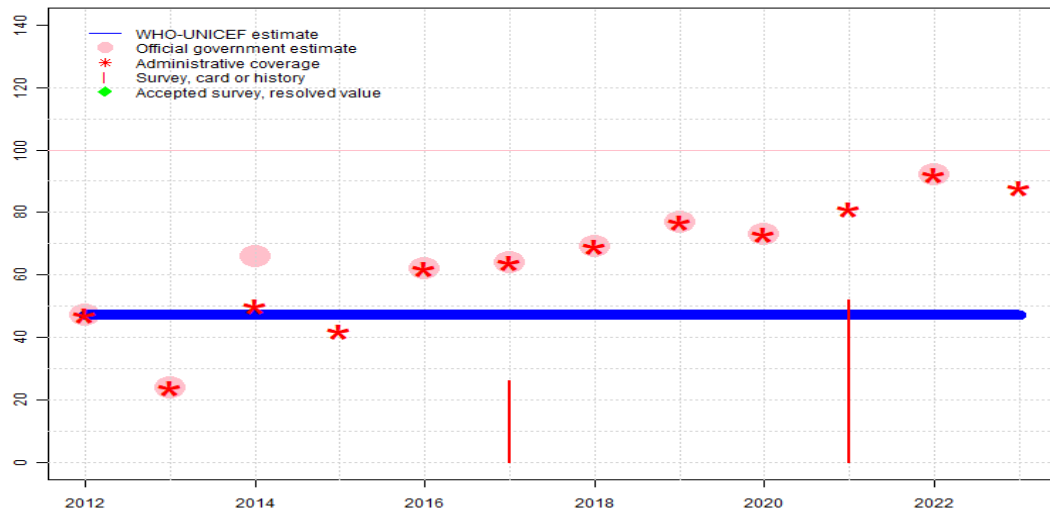
The WHO and UNICEF estimates of national immunization coverage (wuenic) are based on data and information that are of varying, and, in some instances, unknown quality. Beginning with the 2011 revision we describe the grade of confidence (GoC) we have in these estimates. As there is no underlying probability model upon which the estimates are based, we are unable to present classical measures of uncertainty, e.g., confidence intervals. Moreover, we have chosen not to make subjective estimates of plausibility/certainty ranges around the coverage. The GoC reflects the degree of empirical support upon which the estimates are based. It is not a judgment of the quality of data reported by national authorities.

- Estimate is supported by reported data [R+], coverage recalculated with an independent denominator from the World Population Prospects: 2022 revision from the UN Population Division (D+), and at least one supporting survey within 2 years [S+]. While well supported, the estimate still carries a risk of being wrong.
- Estimate is supported by at least one data source; [R+], [S+], or [D+]; and no data source, [R-], [D-], or [S-], challenges the estimate.
- There are no directly supporting data; or data from at least one source; [R-], [D-], [S-]; challenge the estimate.

In all cases these estimates should be used with caution and should be assessed in light of the objective for which they are being used.

Somalia - Pol3

SOM - Pol3



	2012	2013	2014	2015	2016	2017	2018	2019	2020	2021	2022	2023
Estimate	47	47	47	47	47	47	47	47	47	47	47	47
Estimate GoC	•	•	•	•	•	••	•	•	•	•	•	•
Official	47	24	66	NA	62	64	69	77	73	NA	92	NA
Administrative	47	24	50	42	62	64	69	77	73	81	92	88
Survey	NA	NA	NA	NA	NA	26	NA	NA	NA	52	NA	NA

The WHO and UNICEF estimates of national immunization coverage (wuenic) are based on data and information that are of varying, and, in some instances, unknown quality. Beginning with the 2011 revision we describe the grade of confidence (GoC) we have in these estimates. As there is no underlying probability model upon which the estimates are based, we are unable to present classical measures of uncertainty, e.g., confidence intervals. Moreover, we have chosen not to make subjective estimates of plausibility/certainty ranges around the coverage. The GoC reflects the degree of empirical support upon which the estimates are based. It is not a judgment of the quality of data reported by national authorities.

- Estimate is supported by reported data [R+], coverage recalculated with an independent denominator from the World Population Prospects: 2022 revision from the UN Population Division (D+), and at least one supporting survey within 2 years [S+]. While well supported, the estimate still carries a risk of being wrong.
- Estimate is supported by at least one data source; [R+], [S+], or [D+]; and no data source, [R-], [D-], or [S-], challenges the estimate.
- There are no directly supporting data; or data from at least one source; [R-], [D-], [S-]; challenge the estimate.

In all cases these estimates should be used with caution and should be assessed in light of the objective for which they are being used.

Description:

- 2023: Estimate based on extrapolation from data reported by national government. Reported data excluded. . Availability of robust, independent data that assess coverage, as well as the quality of recording and reporting system, are lacking. No nationally representative household survey for the most recent 5 annual birth cohorts. WHO and UNICEF recommend a high quality survey to verify reported levels of coverage. Subnational survey covering accessible areas in 6 states and excluding Somaliland suggest higher coverage level than estimated coverage. Estimate challenged by: D-
- 2022: Estimate based on extrapolation from data reported by national government. Reported data excluded. Availability of robust, independent data that assess coverage, as well as the quality of recording and reporting system, are lacking. Vaccine stockout reported for all vaccines at the subnational level. Estimate challenged by: D-
- 2021: Estimate based on extrapolation from data reported by national government. Somalia PCCS and Routine Immunization Coverage Evaluation Survey, 2023 results ignored by working group. Survey conducted in accessible areas in six states. Somaliland not included. Somalia PCCS and Routine Immunization Coverage Evaluation Survey, 2023 card or history results of 52 percent modified for recall bias to 74 percent based on 1st dose card or history coverage of 79 percent, 1st dose card only coverage of 15 percent and 3rd dose card only coverage of 14 percent. Reported data excluded. WHO and UNICEF encourage periodic independent coverage assessment in addition to improving the coverage of immunization services. Estimate challenged by: D-
- 2020: Estimate based on extrapolation from data reported by national government. Reported data excluded. Incomplete reporting noted by the country. Programme reports a two months vaccine stockout at national and subnational levels. Estimate challenged by: D-
- 2019: Estimate based on extrapolation from data reported by national government. Reported data excluded. WHO and UNICEF are aware of discussions related to organizing a working group to further assess and guide immunization system performance data improvement activities focused on improved recording and monitoring of immunization service delivery. Estimate challenged by: D-
- 2018: Estimate based on extrapolation from data reported by national government. Reported data excluded. See comment in 2019. Estimate challenged by: D-
- 2017: Estimate based on extrapolation from data reported by national government. The Somali Health and Demographic Survey 2020 results ignored by working group. Lower vaccination coverage levels suggested by the survey for the 2017 cohort are consistent with challenges in funding around delivery of the country's Essential Package of Health Services through the Somali Joint Health and Nutrition Program (JHNP), a multi-donor fund managed by UNICEF that aimed to strengthen the health system and service delivery across Somalia. The JHNP ended in December 2016. Survey results are based mostly on respondent recall of vaccination history given only four percent with available documented evidence in a home-based record. In contrast to prior surveys noted here, the 2017 survey incorporated three strata within the sampling process targeting urban, rural and nomadic communities. Exceptionally low vaccination coverage estimates among chil-

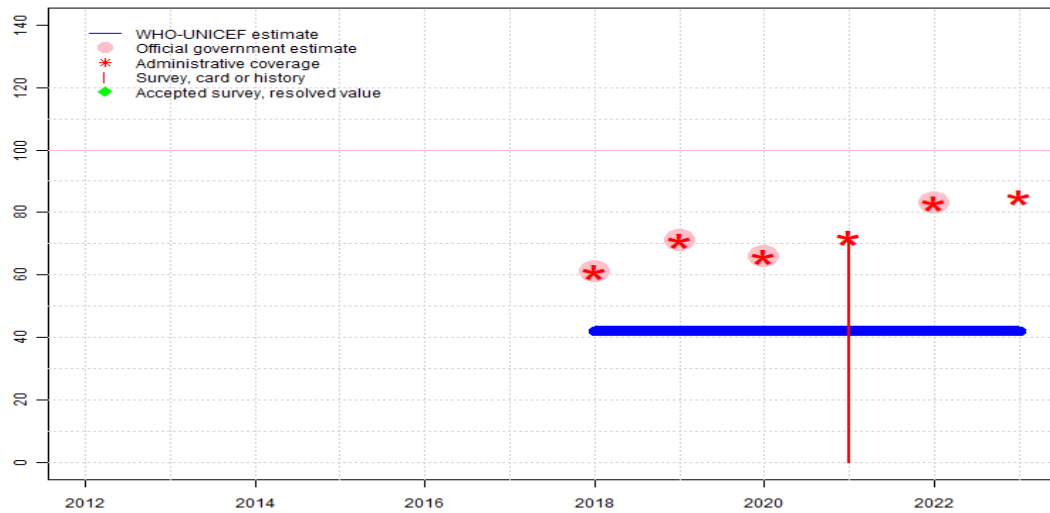
Somalia - Pol3

dren residing in nomadic communities is observed and thus lowers the national coverage levels. Reported data excluded. See comment in 2019. Survey coverage for polio vaccine is unusual given polio campaigns reported to have taken place in the country around this time. GoC=R+ D+

- 2016: Estimate based on extrapolation from data reported by national government. Reported data excluded. See comment in 2019. Programme reports district level stockouts. GoC=Assigned by working group. Consistency with other antigens.
- 2015: Estimate based on extrapolation from data reported by national government. Reported data excluded. Unexplained increase in target population compared to 2014. Reported data excluded due to decline in reported coverage from 66 percent to 42 percent with increase to 62 percent. GoC=Assigned by working group. Unexplained increase in target population between 2014 and 2015.
- 2014: Estimate based on extrapolation from data reported by national government. Reported data excluded. Decline in coverage is due in part to incomplete reporting. Reported data excluded due to an increase from 24 percent to 66 percent with decrease 42 percent. GoC=Assigned by working group. Unexplained increase in target population between 2014 and 2015.
- 2013: Estimate based on extrapolation from data reported by national government. Reported data excluded. Decline in reported coverage reflects incomplete reporting from the Central-South zone. Reported data excluded due to decline in reported coverage from 47 percent to 24 percent with increase to 66 percent. Estimate challenged by: D-
- 2012: Estimate informed by reported data. See comment from previous year. Estimate challenged by: D-

Somalia - IPV1

SOM - IPV1



	2012	2013	2014	2015	2016	2017	2018	2019	2020	2021	2022	2023
Estimate	NA	NA	NA	NA	NA	NA	42	42	42	42	42	42
Estimate GoC	NA	NA	NA	NA	NA	NA	•	•	•	•	•	•
Official	NA	NA	NA	NA	NA	NA	61	71	66	NA	83	NA
Administrative	NA	NA	NA	NA	NA	NA	61	71	66	72	83	85
Survey	NA	NA	NA	NA	NA	NA	NA	NA	NA	71	NA	NA

The WHO and UNICEF estimates of national immunization coverage (wuenic) are based on data and information that are of varying, and, in some instances, unknown quality. Beginning with the 2011 revision we describe the grade of confidence (GoC) we have in these estimates. As there is no underlying probability model upon which the estimates are based, we are unable to present classical measures of uncertainty, e.g., confidence intervals. Moreover, we have chosen not to make subjective estimates of plausibility/certainty ranges around the coverage. The GoC reflects the degree of empirical support upon which the estimates are based. It is not a judgment of the quality of data reported by national authorities.

- Estimate is supported by reported data [R+], coverage recalculated with an independent denominator from the World Population Prospects: 2022 revision from the UN Population Division (D+), and at least one supporting survey within 2 years [S+]. While well supported, the estimate still carries a risk of being wrong.
- Estimate is supported by at least one data source; [R+], [S+], or [D+]; and no data source, [R-], [D-], or [S-], challenges the estimate.
- There are no directly supporting data; or data from at least one source; [R-], [D-], [S-]; challenge the estimate.

In all cases these estimates should be used with caution and should be assessed in light of the objective for which they are being used.

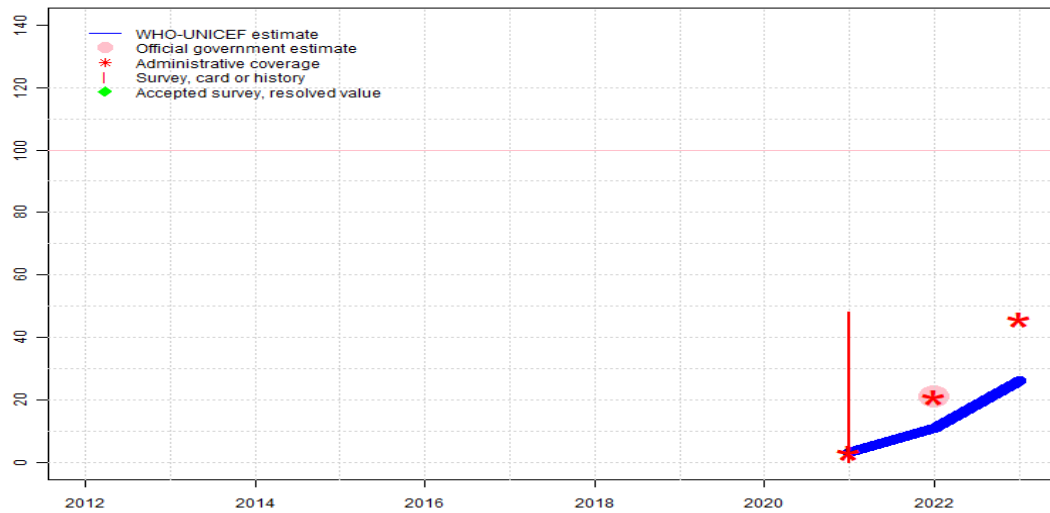
Description:

Estimates for a dose of inactivated polio vaccine (IPV) begin in 2015 following the Global Polio Eradication Initiative's Polio Eradication and Endgame Strategic Plan: 2013-2018 which recommended at least one full dose or two fractional doses of IPV into routine immunization schedules as a strategy to mitigate the potential consequences should any re-emergence of type 2 poliovirus occur following the planned withdrawal of Sabin type 2 strains from oral polio vaccine (OPV).

- 2023: Estimate informed by estimated DTP3 coverage. Reported data excluded. . Availability of robust, independent data that assess coverage, as well as the quality of recording and reporting system, are lacking. No nationally representative household survey for the most recent 5 annual birth cohorts. WHO and UNICEF recommend a high quality survey to verify reported levels of coverage. Subnational survey covering accessible areas in 6 states and excluding Somaliland suggest higher coverage level than estimated coverage. Estimate challenged by: D-R-
- 2022: Estimate informed by DTP3 estimated coverage. Reported data excluded. Availability of robust, independent data that assess coverage, as well as the quality of recording and reporting system, are lacking. Vaccine stockout reported for all vaccines at the subnational level. Estimate challenged by: D-R-
- 2021: Estimate based on DTP3 estimated coverage. Somalia PCCS and Routine Immunization Coverage Evaluation Survey, 2023 results ignored by working group. Survey conducted in accessible areas in six states. Somaliland not included. Reported data excluded. WHO and UNICEF encourage periodic independent coverage assessment in addition to improving the coverage of immunization services. Estimate challenged by: D-R-
- 2020: Estimate based on DTP3 estimated coverage. Reported data excluded. Incomplete reporting noted by the country. Programme reports a two months vaccine stockout at national and subnational levels. Estimate challenged by: D-R-
- 2019: Estimate is based on estimated DTP3. Reported data excluded. WHO and UNICEF are aware of discussions related to organizing a working group to further assess and guide immunization system performance data improvement activities focused on improved recording and monitoring of immunization service delivery. Estimate challenged by: D-R-
- 2018: Inactivated polio vaccine introduced in November 2015. Reporting started in 2018. Estimate is based on estimated DTP3 coverage. Reported data excluded. See comment in 2019. Estimate challenged by: D-R-

Somalia - IPV2

SOM - IPV2



	2012	2013	2014	2015	2016	2017	2018	2019	2020	2021	2022	2023
Estimate	NA	NA	NA	NA	NA	NA	NA	NA	NA	3	11	26
Estimate GoC	NA	NA	NA	NA	NA	NA	NA	NA	NA	•	•	•
Official	NA	NA	NA	NA	NA	NA	NA	NA	NA	NA	21	NA
Administrative	NA	NA	NA	NA	NA	NA	NA	NA	NA	3	21	46
Survey	NA	NA	NA	NA	NA	NA	NA	NA	NA	48	NA	NA

The WHO and UNICEF estimates of national immunization coverage (wuenic) are based on data and information that are of varying, and, in some instances, unknown quality. Beginning with the 2011 revision we describe the grade of confidence (GoC) we have in these estimates. As there is no underlying probability model upon which the estimates are based, we are unable to present classical measures of uncertainty, e.g., confidence intervals. Moreover, we have chosen not to make subjective estimates of plausibility/certainty ranges around the coverage. The GoC reflects the degree of empirical support upon which the estimates are based. It is not a judgment of the quality of data reported by national authorities.

- Estimate is supported by reported data [R+], coverage recalculated with an independent denominator from the World Population Prospects: 2022 revision from the UN Population Division (D+), and at least one supporting survey within 2 years [S+]. While well supported, the estimate still carries a risk of being wrong.
- Estimate is supported by at least one data source; [R+], [S+], or [D+]; and no data source, [R-], [D-], or [S-], challenges the estimate.
- There are no directly supporting data; or data from at least one source; [R-], [D-], [S-]; challenge the estimate.

In all cases these estimates should be used with caution and should be assessed in light of the objective for which they are being used.

Description:

Estimates for a second dose of inactivated polio vaccine (IPV) begin in 2021 following a Strategic Advisory Group of Experts on Immunization (SAGE) recommendation in October 2020 that a second IPV dose increases protection against all polioviruses, including protection against paralysis caused by vaccine derived polio virus (type 2) (VDPV2). The addition of IPV2 is the next step towards complete OPV withdrawal. IPV2 coverage estimates produced for OPV using countries.

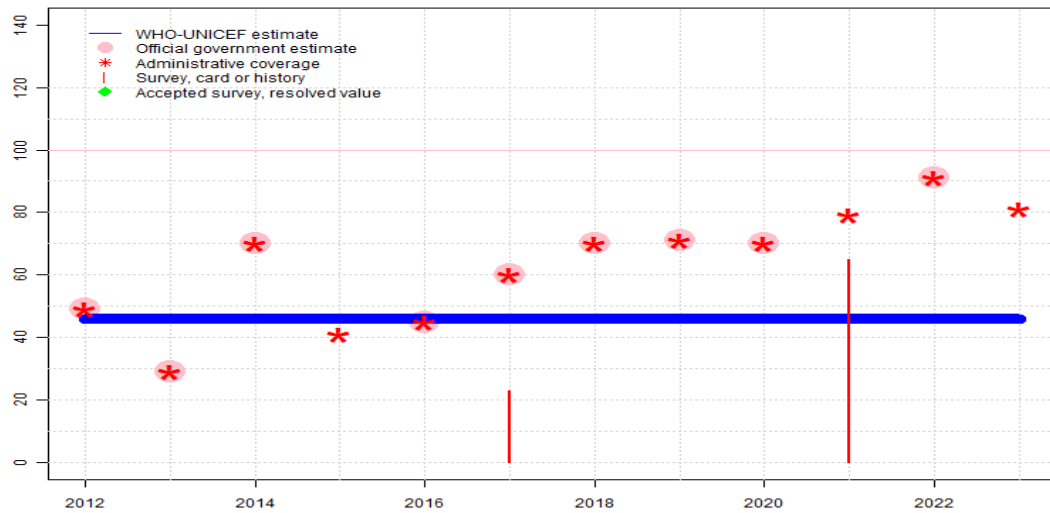
2023: Estimate informed by relationship between reported numerator for MCV1 and IPV2 applied to the estimated MCV1 coverage. Reported data excluded. . Availability of robust, independent data that assess coverage, as well as the quality of recording and reporting system, are lacking. No nationally representative household survey for the most recent 5 annual birth cohorts. WHO and UNICEF recommend a high quality survey to verify reported levels of coverage. Subnational survey covering accessible areas in 6 states and excluding Somaliland suggest higher coverage level than estimated coverage. Estimate challenged by: D-R-

2022: Estimate informed by relationship between reported numerator for MCV1 and IPV2 applied to the estimated MCV1 coverage. Reported data excluded. Availability of robust, independent data that assess coverage, as well as the quality of recording and reporting system, are lacking. Vaccine stockout reported for all vaccines at the subnational level. Estimate challenged by: R-

2021: Estimate is exceptionally based on reported data during introduction. Somalia PCCS and Routine Immunization Coverage Evaluation Survey, 2023 results ignored by working group. Survey conducted in accessible areas in six states. Somaliland not included. Reported data excluded. WHO and UNICEF encourage periodic independent coverage assessment in addition to improving the coverage of immunization services. Second dose of inactivated polio vaccine introduced during 2021. Estimate challenged by: R-

Somalia - MCV1

SOM - MCV1



	2012	2013	2014	2015	2016	2017	2018	2019	2020	2021	2022	2023
Estimate	46	46	46	46	46	46	46	46	46	46	46	46
Estimate GoC	•	•	•	•	•	•	•	•	•	•	•	•
Official	49	29	70	NA	45	60	70	71	70	NA	91	NA
Administrative	49	29	70	41	45	60	70	71	70	79	91	81
Survey	NA	NA	NA	NA	NA	23	NA	NA	NA	65	NA	NA

The WHO and UNICEF estimates of national immunization coverage (wuenic) are based on data and information that are of varying, and, in some instances, unknown quality. Beginning with the 2011 revision we describe the grade of confidence (GoC) we have in these estimates. As there is no underlying probability model upon which the estimates are based, we are unable to present classical measures of uncertainty, e.g., confidence intervals. Moreover, we have chosen not to make subjective estimates of plausibility/certainty ranges around the coverage. The GoC reflects the degree of empirical support upon which the estimates are based. It is not a judgment of the quality of data reported by national authorities.

- Estimate is supported by reported data [R+], coverage recalculated with an independent denominator from the World Population Prospects: 2022 revision from the UN Population Division (D+), and at least one supporting survey within 2 years [S+]. While well supported, the estimate still carries a risk of being wrong.
- Estimate is supported by at least one data source; [R+], [S+], or [D+]; and no data source, [R-], [D-], or [S-], challenges the estimate.
- There are no directly supporting data; or data from at least one source; [R-], [D-], [S-]; challenge the estimate.

In all cases these estimates should be used with caution and should be assessed in light of the objective for which they are being used.

Description:

2023: Reported data calibrated to 2010 levels. Reported data excluded. . Availability of robust, independent data that assess coverage, as well as the quality of recording and reporting system, are lacking. No nationally representative household survey for the most recent 5 annual birth cohorts. WHO and UNICEF recommend a high quality survey to verify reported levels of coverage. Subnational survey covering accessible areas in 6 states and excluding Somaliland suggest higher coverage level than estimated coverage. Estimate challenged by: D-R-

2022: Reported data calibrated to 2010 levels. Reported data excluded. Availability of robust, independent data that assess coverage, as well as the quality of recording and reporting system, are lacking. Vaccine stockout reported for all vaccines at the subnational level. Estimate challenged by: D-R-

2021: Reported data calibrated to 2010 levels. Somalia PCCS and Routine Immunization Coverage Evaluation Survey, 2023 results ignored by working group. Survey conducted in accessible areas in six states. Somaliland not included. Reported data excluded. WHO and UNICEF encourage periodic independent coverage assessment in addition to improving the coverage of immunization services. Estimate challenged by: D-R-

2020: Reported data calibrated to 2010 levels. Reported data excluded. Incomplete reporting noted by the country. Estimate challenged by: D-R-

2019: Reported data calibrated to 2010 levels. Reported data excluded. WHO and UNICEF are aware of discussions related to organizing a working group to further assess and guide immunization system performance data improvement activities focused on improved recording and monitoring of immunization service delivery. Estimate challenged by: D-R-

2018: Reported data calibrated to 2010 levels. Reported data excluded. See comment in 2019. Estimate challenged by: D-R-

2017: Reported data calibrated to 2010 levels. The Somali Health and Demographic Survey 2020 results ignored by working group. Lower vaccination coverage levels suggested by the survey for the 2017 cohort are consistent with challenges in funding around delivery of the country's Essential Package of Health Services through the Somali Joint Health and Nutrition Program (JHNP), a multi-donor fund managed by UNICEF that aimed to strengthen the health system and service delivery across Somalia. The JHNP ended in December 2016. Survey results are based mostly on respondent recall of vaccination history given only four percent with available documented evidence in a home-based record. In contrast to prior surveys noted here, the 2017 survey incorporated three strata within the sampling process targeting urban, rural and nomadic communities. Exceptionally low vaccination coverage estimates among children residing in nomadic communities is observed and thus lowers the national coverage levels. Reported data excluded. See comment in 2019. Estimate challenged by: R-

2016: Reported data calibrated to 2010 levels. Reported data excluded. See comment in 2019. Estimate challenged by: D-R-

2015: Reported data calibrated to 2010 levels. Reported data excluded. Unexplained increase in target population compared to 2014. GoC=Assigned by working group. Unexplained

Somalia - MCV1

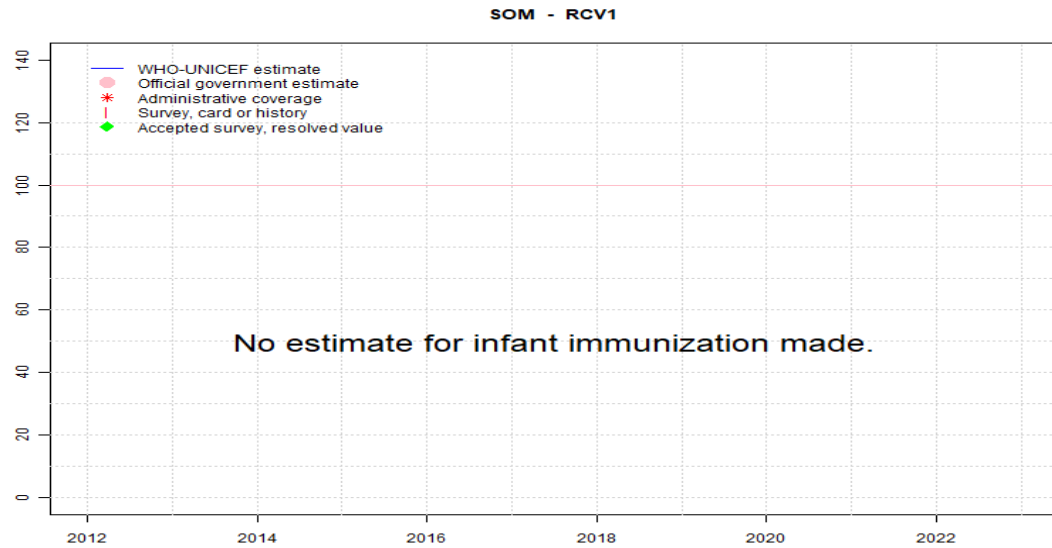
increase in target population between 2014 and 2015.

2014: Reported data calibrated to 2010 levels. Reported data excluded. Decline in coverage is due in part to incomplete reporting. Reported data excluded due to an increase from 29 percent to 70 percent with decrease 41 percent. GoC=Assigned by working group. Unexplained increase in target population between 2014 and 2015.

2013: Reported data calibrated to 2010 levels. Reported data excluded. Decline in reported coverage reflects incomplete reporting from the Central-South zone. Reported data excluded due to decline in reported coverage from 49 percent to 29 percent with increase to 70 percent. Estimate challenged by: D-R-

2012: Reported data calibrated to 2010 levels. Reported data excluded. Decline in coverage reflects incomplete reporting from Central-South zone. See comment from previous year. Estimate challenged by: D-R-

Somalia - RCV1



	2012	2013	2014	2015	2016	2017	2018	2019	2020	2021	2022	2023
Estimate	NA	NA	NA	NA	NA	NA	NA	NA	NA	NA	NA	NA
Estimate GoC	NA	NA	NA	NA	NA	NA	NA	NA	NA	NA	NA	NA
Official	NA	NA	NA	NA	NA	NA	NA	NA	NA	NA	NA	NA
Administrative	NA	NA	NA	NA	NA	NA	NA	NA	NA	NA	NA	NA
Survey	NA	NA	NA	NA	NA	NA	NA	NA	NA	NA	NA	NA

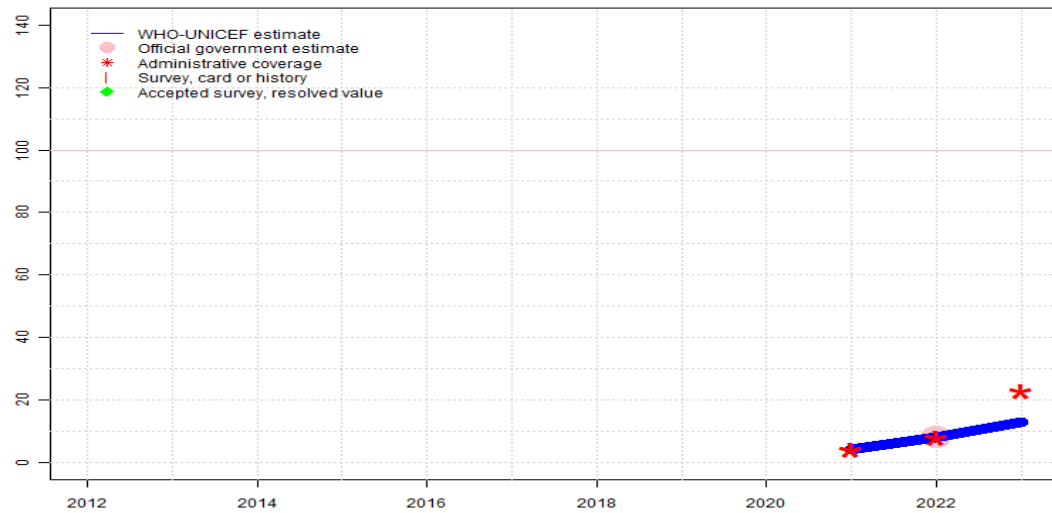
The WHO and UNICEF estimates of national immunization coverage (wuenic) are based on data and information that are of varying, and, in some instances, unknown quality. Beginning with the 2011 revision we describe the grade of confidence (GoC) we have in these estimates. As there is no underlying probability model upon which the estimates are based, we are unable to present classical measures of uncertainty, e.g., confidence intervals. Moreover, we have chosen not to make subjective estimates of plausibility/certainty ranges around the coverage. The GoC reflects the degree of empirical support upon which the estimates are based. It is not a judgment of the quality of data reported by national authorities.

- Estimate is supported by reported data [R+], coverage recalculated with an independent denominator from the World Population Prospects: 2022 revision from the UN Population Division (D+), and at least one supporting survey within 2 years [S+]. While well supported, the estimate still carries a risk of being wrong.
- Estimate is supported by at least one data source; [R+], [S+], or [D+]; and no data source, [R-], [D-], or [S-], challenges the estimate.
- There are no directly supporting data; or data from at least one source; [R-], [D-], [S-]; challenge the estimate.

In all cases these estimates should be used with caution and should be assessed in light of the objective for which they are being used.

Somalia - MCV2

SOM - MCV2



	2012	2013	2014	2015	2016	2017	2018	2019	2020	2021	2022	2023
Estimate	NA	NA	NA	NA	NA	NA	NA	NA	NA	4	8	13
Estimate GoC	NA	NA	NA	NA	NA	NA	NA	NA	NA	•	•	•
Official	NA	NA	NA	NA	NA	NA	NA	NA	NA	NA	8	NA
Administrative	NA	NA	NA	NA	NA	NA	NA	NA	NA	4	8	23
Survey	NA	NA	NA	NA	NA	NA	NA	NA	NA	NA	NA	NA

The WHO and UNICEF estimates of national immunization coverage (wuenic) are based on data and information that are of varying, and, in some instances, unknown quality. Beginning with the 2011 revision we describe the grade of confidence (GoC) we have in these estimates. As there is no underlying probability model upon which the estimates are based, we are unable to present classical measures of uncertainty, e.g., confidence intervals. Moreover, we have chosen not to make subjective estimates of plausibility/certainty ranges around the coverage. The GoC reflects the degree of empirical support upon which the estimates are based. It is not a judgment of the quality of data reported by national authorities.

- Estimate is supported by reported data [R+], coverage recalculated with an independent denominator from the World Population Prospects: 2022 revision from the UN Population Division (D+), and at least one supporting survey within 2 years [S+]. While well supported, the estimate still carries a risk of being wrong.
- Estimate is supported by at least one data source; [R+], [S+], or [D+]; and no data source, [R-], [D-], or [S-], challenges the estimate.
- There are no directly supporting data; or data from at least one source; [R-], [D-], [S-]; challenge the estimate.

In all cases these estimates should be used with caution and should be assessed in light of the objective for which they are being used.

Description:

Coverage estimates for the second dose of measles containing vaccine are for children by the nationally recommended age.

2023: Estimate informed by relationship between reported numerator for MCV1 and MCV2 applied to the estimated MCV1 coverage. Reported data excluded. .Reported data excluded due to sudden change in coverage from 8 level to 23 percent. Availability of robust, independent data that assess coverage, as well as the quality of recording and reporting system, are lacking. No nationally representative household survey for the most recent 5 annual birth cohorts. WHO and UNICEF recommend a high quality survey to verify reported levels of coverage. Subnational survey covering accessible areas in 6 states and excluding Somaliland suggest higher coverage level than estimated coverage. Estimate challenged by: R-

2022: Estimate exceptionally based on reported coverage following vaccine introduction in 2021. Reported data excluded. Availability of robust, independent data that assess coverage, as well as the quality of recording and reporting system, are lacking. Vaccine stockout reported for all vaccines at the subnational level. Estimate challenged by: R-

2021: Estimate exceptionally based on reported coverage. Partial vaccine dose introduction in 2021. Reported data excluded. WHO and UNICEF encourage periodic independent coverage assessment in addition to improving the coverage of immunization services. Estimate challenged by: R-

Somalia - survey details

NOTE: A survey to measure vaccination coverage for infants (i.e., children aged 0-11 months) will sample children aged 12-23 months at the time of survey to capture the youngest annual cohort of children who should have completed the vaccination schedule. Because WUENIC are for infant vaccinations, survey data in this report are presented to reflect the birth year of the youngest survey cohort. For example, results for a survey conducted during December 2020 among children aged 12-23 months at the time of the survey reflect the immunization experience of children born in 2019. Depending on the timing of survey field work, results may reflect the immunization experience of children born and vaccinated 1 or 2 years prior to the survey field work.

2021 Somalia PCCS and Routine Immunization Coverage Evaluation Survey, 2023

Vaccine	Confirmation method	Coverage	Age cohort	Sample	Cards seen
BCG	Card	15.2	12-23 m	6749	25
BCG	Card or History	74.1	12-23 m	6749	25
BCG	History	57.8	12-23 m	6749	25
DTP1	Card	14.7	12-23 m	6749	25
DTP1	Card or History	73.4	12-23 m	6749	25
DTP1	History	57.9	12-23 m	6749	25
DTP3	Card	13.5	12-23 m	6749	25
DTP3	Card or History	52.8	12-23 m	6749	25
DTP3	History	38.9	12-23 m	6749	25
HepB1	Card	14.7	12-23 m	6749	25
HepB1	Card or History	73.4	12-23 m	6749	25
HepB1	History	57.9	12-23 m	6749	25
HepB3	Card	13.5	12-23 m	6749	25
HepB3	Card or History	52.8	12-23 m	6749	25
HepB3	History	38.9	12-23 m	6749	25
Hib1	Card	14.7	12-23 m	6749	25
Hib1	Card or History	73.4	12-23 m	6749	25
Hib1	History	57.9	12-23 m	6749	25
Hib3	Card	13.5	12-23 m	6749	25
Hib3	Card or History	52.8	12-23 m	6749	25
Hib3	History	38.9	12-23 m	6749	25
IPV1	Card	14.4	12-23 m	6749	25
IPV1	Card or History	70.8	12-23 m	6749	25

IPV1	History	55.1	12-23 m	6749	25
IPV2	Card	13.5	12-23 m	6749	25
IPV2	Card or History	48.5	12-23 m	6749	25
IPV2	History	33.5	12-23 m	6749	25
MCV1	Card	14.5	12-23 m	6749	25
MCV1	Card or History	65	12-23 m	6749	25
MCV1	History	49.9	12-23 m	6749	25
Pol1	Card	14.8	12-23 m	6749	25
Pol1	Card or History	79.3	12-23 m	6749	25
Pol1	History	64.1	12-23 m	6749	25
Pol3	Card	14	12-23 m	6749	25
Pol3	Card or History	52.3	12-23 m	6749	25
Pol3	History	38.2	12-23 m	6749	25

2017 The Somali Health and Demographic Survey 2020

Vaccine	Confirmation method	Coverage	Age cohort	Sample	Cards seen
BCG	Card or History	36.7	12-23 m	2240	4
DTP1	Card or History	21	12-23 m	2240	4
DTP3	Card or History	12	12-23 m	2240	4
HepB1	Card or History	21	12-23 m	2240	4
HepB3	Card or History	12	12-23 m	2240	4
Hib1	Card or History	21	12-23 m	2240	4
Hib3	Card or History	12	12-23 m	2240	4
MCV1	Card or History	22.7	12-23 m	2240	4
Pol1	Card or History	29.6	12-23 m	2240	4
Pol3	Card or History	26.2	12-23 m	2240	4

2010 Northeast Zone, Somalia Multiple Indicator Cluster Survey 2011

Vaccine	Confirmation method	Coverage	Age cohort	Sample	Cards seen
BCG	C or H <12 months	16.6	12-23 m	792	13
BCG	Card	6.4	12-23 m	792	13
BCG	Card or History	23	12-23 m	792	13
BCG	History	16.6	12-23 m	792	13
DTP1	C or H <12 months	18.8	12-23 m	792	13
DTP1	Card	8.5	12-23 m	792	13
DTP1	Card or History	24.1	12-23 m	792	13

Somalia - survey details

DTP1	History	15.6	12-23 m	792	13
DTP3	C or H <12 months	7.2	12-23 m	792	13
DTP3	Card	4.1	12-23 m	792	13
DTP3	Card or History	9.4	12-23 m	792	13
DTP3	History	5.3	12-23 m	792	13
MCV1	C or H <12 months	16.6	12-23 m	792	13
MCV1	Card	9.3	12-23 m	792	13
MCV1	Card or History	25.4	12-23 m	792	13
MCV1	History	16.2	12-23 m	792	13
Pol1	C or H <12 months	19.2	12-23 m	792	13
Pol1	Card	7	12-23 m	792	13
Pol1	Card or History	26.5	12-23 m	792	13
Pol1	History	19.5	12-23 m	792	13
Pol3	C or H <12 months	8.3	12-23 m	792	13
Pol3	Card	2.4	12-23 m	792	13
Pol3	Card or History	9.7	12-23 m	792	13
Pol3	History	7.2	12-23 m	792	13

2010 Somaliland Multiple Indicator Cluster Survey 2011

Vaccine	Confirmation method	Coverage	Age cohort	Sample	Cards seen
BCG	C or H <12 months	26.8	12-23 m	771	20
BCG	Card	10	12-23 m	771	20
BCG	Card or History	36	12-23 m	771	20
BCG	History	26	12-23 m	771	20
DTP1	C or H <12 months	29.4	12-23 m	771	20
DTP1	Card	15	12-23 m	771	20
DTP1	Card or History	39.1	12-23 m	771	20
DTP1	History	24.1	12-23 m	771	20
DTP3	C or H <12 months	10.8	12-23 m	771	20
DTP3	Card	6.9	12-23 m	771	20
DTP3	Card or History	13.4	12-23 m	771	20
DTP3	History	6.6	12-23 m	771	20
MCV1	C or H <12 months	25.8	12-23 m	771	20
MCV1	Card	15	12-23 m	771	20
MCV1	Card or History	37.8	12-23 m	771	20
MCV1	History	22.8	12-23 m	771	20
Pol1	C or H <12 months	33	12-23 m	771	20
Pol1	Card	13.9	12-23 m	771	20

Pol1	Card or History	45.5	12-23 m	771	20
Pol1	History	31.6	12-23 m	771	20
Pol3	C or H <12 months	16.5	12-23 m	771	20
Pol3	Card	6.2	12-23 m	771	20
Pol3	Card or History	20.6	12-23 m	771	20
Pol3	History	14.4	12-23 m	771	20

2005 Somalia Multiple Indicator Cluster Survey 2006

Vaccine	Confirmation method	Coverage	Age cohort	Sample	Cards seen
BCG	C or H <12 months	25.7	12-23 m	1086	8
BCG	Card	8	12-23 m	1086	8
BCG	Card or History	29.9	12-23 m	1086	8
BCG	History	21.9	12-23 m	1086	8
DTP1	C or H <12 months	20.4	12-23 m	1086	8
DTP1	Card	8.1	12-23 m	1086	8
DTP1	Card or History	24.4	12-23 m	1086	8
DTP1	History	16.3	12-23 m	1086	8
DTP3	C or H <12 months	12.2	12-23 m	1086	8
DTP3	Card	7.4	12-23 m	1086	8
DTP3	Card or History	14.2	12-23 m	1086	8
DTP3	History	6.7	12-23 m	1086	8
MCV1	C or H <12 months	18.9	12-23 m	1086	8
MCV1	Card	7.1	12-23 m	1086	8
MCV1	Card or History	29.4	12-23 m	1086	8
MCV1	History	22.3	12-23 m	1086	8
Pol1	C or H <12 months	51.5	12-23 m	1086	8
Pol1	Card	8	12-23 m	1086	8
Pol1	Card or History	61.9	12-23 m	1086	8
Pol1	History	53.9	12-23 m	1086	8
Pol3	C or H <12 months	34.8	12-23 m	1086	8
Pol3	Card	7.5	12-23 m	1086	8
Pol3	Card or History	38.6	12-23 m	1086	8
Pol3	History	31.1	12-23 m	1086	8

1999 MICS Somalia, 1999

Somalia - survey details

Vaccine	Confirmation method	Coverage	Age cohort	Sample	Cards seen	MCV1	Card		12-23 m	490	-
BCG	Card	70.8	12-23 m	490	-	MCV1	Card or History	37.5	12-23 m	490	-
BCG	Card or History	70.8	12-23 m	490	-	Pol1	Card	59.6	12-23 m	490	-
DTP1	Card	58.7	12-23 m	490	-	Pol1	Card or History	59.6	12-23 m	490	-
DTP1	Card or History	58.7	12-23 m	490	-	Pol3	Card	40	12-23 m	490	-
DTP3	Card	35.6	12-23 m	490	-	Pol3	Card or History	40	12-23 m	490	-
DTP3	Card or History	35.6	12-23 m	490	-						

Somalia - survey details

Further information and estimates for previous years are available at:

<https://data.unicef.org/topic/child-health/immunization/>

<https://immunizationdata.who.int/listing.html>