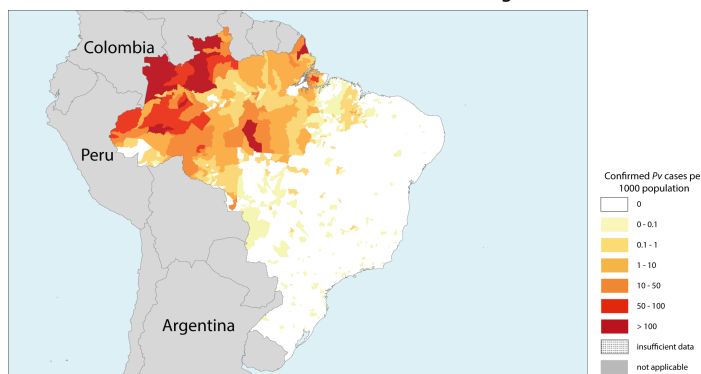
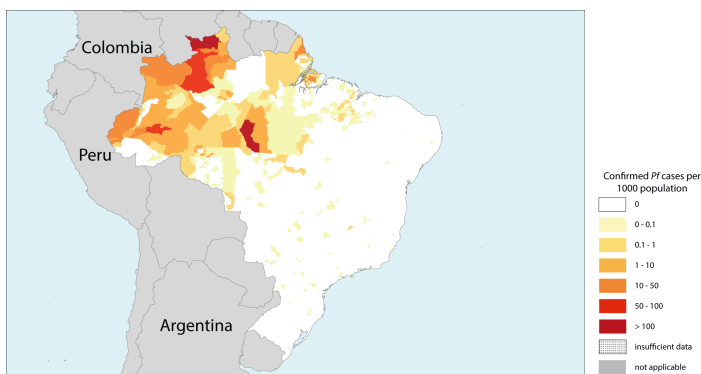


Brazil

Region of the Americas



I. Epidemiological profile

Population (UN Population Division)	2023	%
High transmission (>1 case per 1000 population)	4.9M	2
Low transmission (0-1 case per 1000 population)	38M	18
Malaria free (0 cases)	168.3M	80
Total	211.1M	

Reported cases and deaths

Presumed and confirmed cases	167 170
Reported indigenous confirmed cases:	140 261
Confirmed cases from public sector:	-
Confirmed cases from private sector:	-
Confirmed cases at community level:	-
Confirmed cases in combined health sectors:	167 170
Indigenous deaths:	73

*Includes cases from the public and private sector

Parasites and vectors

Major plasmodium species (indigenous cases):	<i>P. falciparum</i> : 17 (%), <i>P. vivax</i> : 83 (%)
Major anopheles species:	<i>An. darlingi</i> , <i>An. albittarsis</i> , <i>An. cruzii</i> , <i>An. aquasalis</i>

*includes mixed infections and other species of Plasmodium

Estimates

Estimated cases:	163.5K [146.1K, 176.8K]
Estimated deaths:	73 [73, 73]

II. Intervention policies and strategies

Intervention	Policies/Strategies	Yes/No	Year adopted
ITN	ITNs/LLINs distributed free of charge	Yes	2011
	ITN distributed by mass campaign	Yes	2011
IRS	IRS is recommended	Yes	-
	DDT is used for IRS	No	-
Larval control	Use of Larval Control	No	-
IPT	IPT used to prevent malaria during pregnancy	NA	-
Diagnosis	Malaria diagnosis using RDT is free of charge in the public sector	Yes	2010
	Malaria diagnosis using microscopy is free of charge in the public sector	Yes	-
	Malaria diagnosis is free in the private sector	No	-
Treatment	ACT is free for all ages in public sector	Yes	2006
	The sale of oral artemisinin-based monotherapies (oAMTs)	banned	2001
	Single low dose of primaquine (0.75 mg base/kg) with ACT to reduce transmissibility of <i>P. falciparum</i>	Yes	2012
	Primaquine is used for radical treatment of <i>P. vivax</i>	Yes	2001
	G6PD test is a requirement before treatment with primaquine	No	-
	Directly observed treatment with primaquine is undertaken	No	-
	System for monitoring of adverse reaction to antimalarials exists	Yes	2020
	Malaria is a notifiable disease	Yes	1961
	ACD for case investigation (reactive)	Yes	2003
	ACD at community level of febrile cases (pro-active)	Yes	2000
Surveillance	Mass screening is undertaken	No	-
	Uncomplicated <i>P. falciparum</i> cases routinely admitted	No	-
	Uncomplicated <i>P. vivax</i> cases routinely admitted	No	-
	Case investigation undertaken	Yes	-
	Foci investigation undertaken	No	-
	Case reporting from private sector is mandatory	Yes	2000

Yes* = Policy adopted, but not implemented in 2023

Disc = Discontinued

Earliest year that policy is adopted was adjusted based on the earliest year that the WHO policy was recommended

Antimalaria treatment policy	Medicine	Year adopted
First-line treatment of unconfirmed malaria	NA	-
First-line treatment of <i>P. falciparum</i>	AL+PQ; AS+MQ+PQ	2006
Second-line treatment <i>P. falciparum</i>	-	2006
Treatment of severe malaria	AS	-
Treatment of <i>P. vivax</i>	CQ+PQ	2003
Dosage of primaquine for radical treatment of <i>P. vivax</i>	0.50 mg/Kg (7 days)	
Type of RDT used (public)	Pf + Pv specific (Combo)	

Therapeutic efficacy tests (clinical and parasitological failure, %)

Medicine	Year	Min	Median	Max	Follow-up	No. of studies	Species
AL	2015-2016	0	0	0	28 days	1	<i>P. falciparum</i>
CQ	2019-2020	0	0	0	28 days	1	<i>P. vivax</i>
CQ+PQ	2016-2020	0	0	1.2	28 days	3	<i>P. vivax</i>

Resistance status by insecticide class (2018-2023) and use of class for malaria vector control (2023)

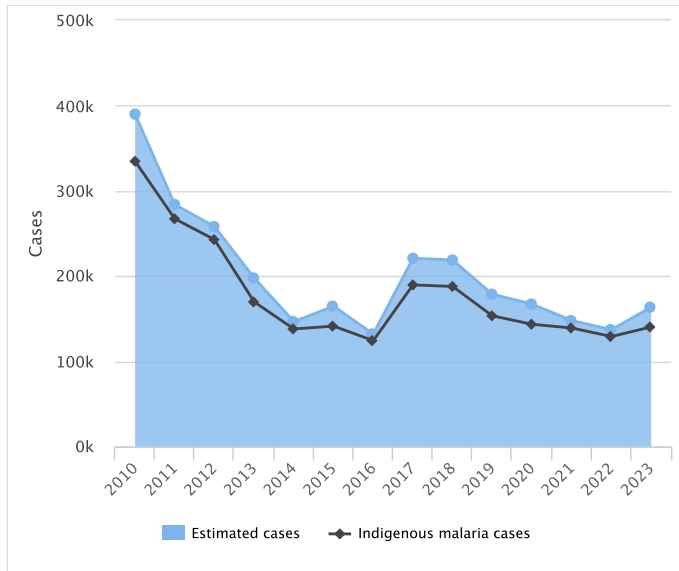
Insecticide class	(%) sites ¹	Vectors ²	Used ³
Carbamates			No
Neonicotinoids			No
Organophosphates			No
Pyrethroids	80% (12/15)	<i>An. darlingi</i>	Yes

¹Percent of sites for which resistance is confirmed and total number of sites that reported data

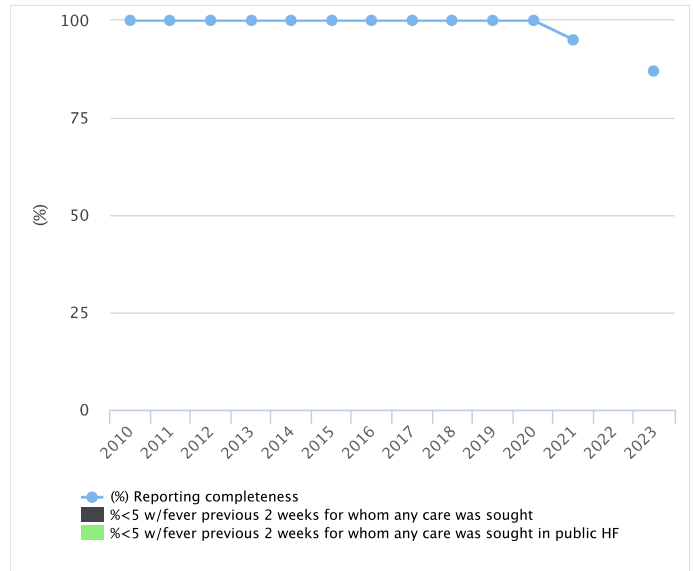
²Vectors reported to exhibit resistance to insecticide class

³Class reported as used for malaria control in 2023 (note: if data were not available, data from the previous year were used)

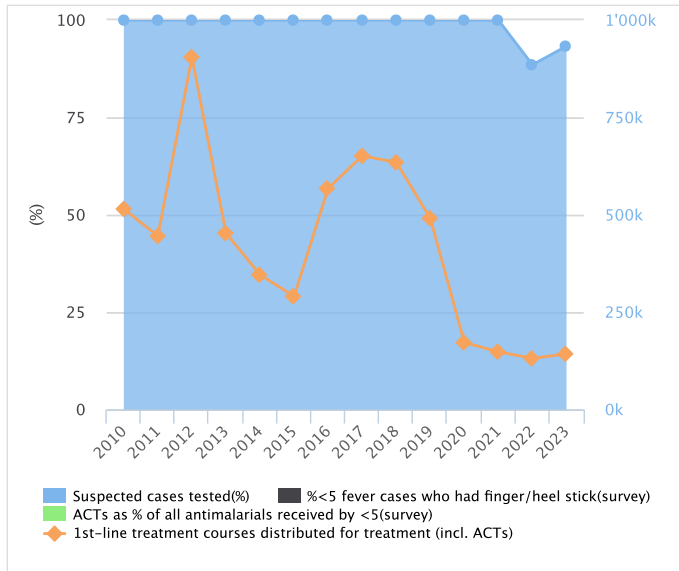
III. Estimated and reported cases



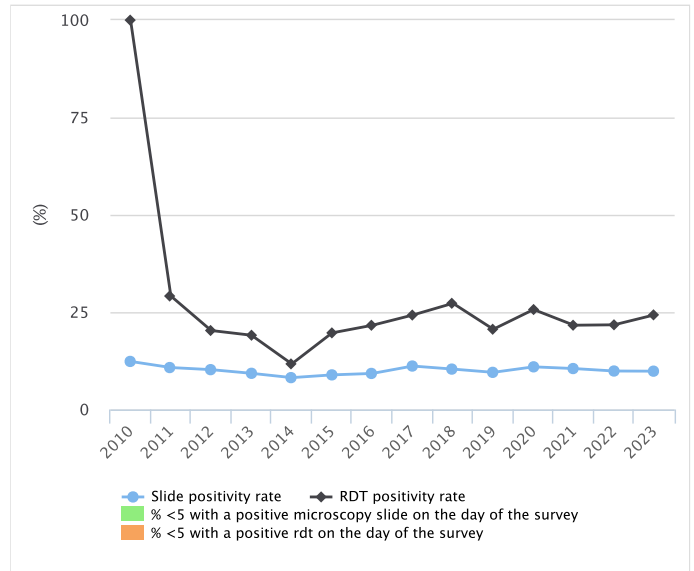
Treatment seeking and reporting completeness



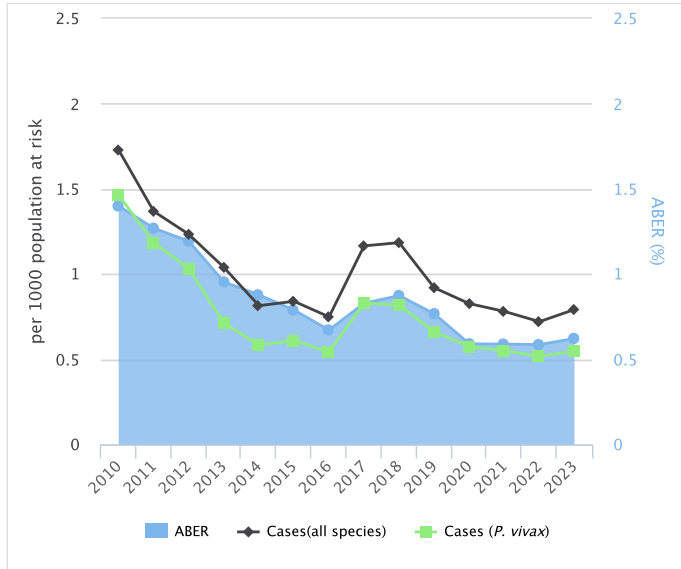
IV. Cases tested and treated



Test positivity

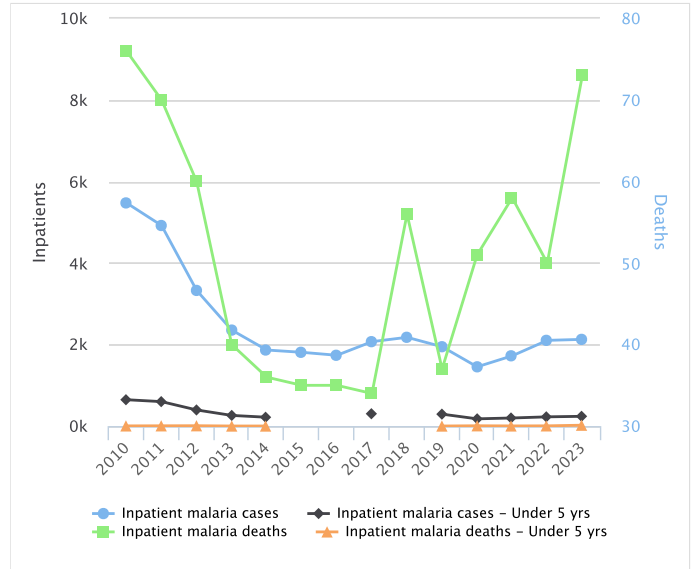


V. Confirmed malaria cases per 1000 population at risk and ABER

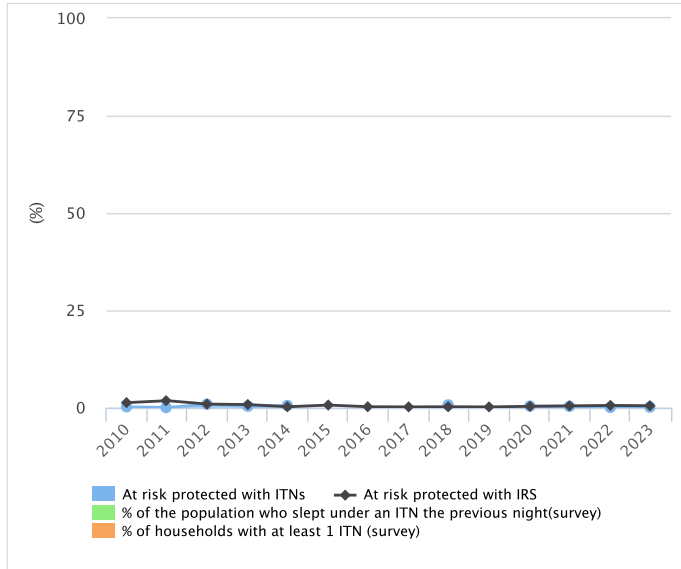


ABER=smears examined in a year X100 / Total population. Includes cases that are imported and introduced

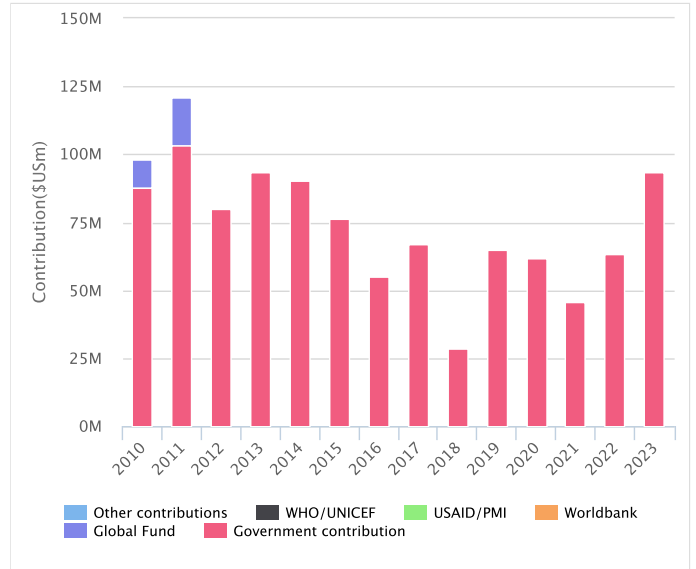
Malaria inpatients and deaths



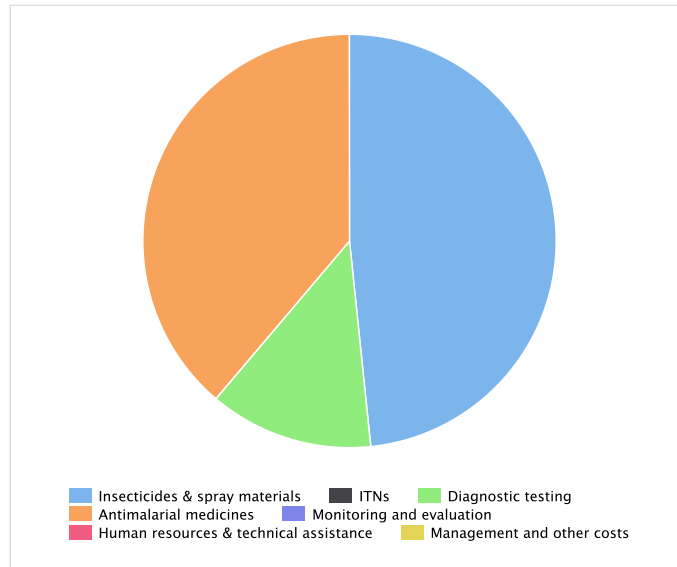
V. Coverage of ITN and IRS



Sources of financing



VI. Government expenditure by intervention in 2023



Footnotes
(est.) : WHO estimates based on the survey

Country profiles are generated automatically based on data reported by countries. They are available for all current malaria endemic countries and territories asked to report to the Global Malaria Programme annually. Country profiles are based on data validated by the countries as of 14 November 2024.

Further information on the methods used to estimate malaria cases and an explanation for the gap between estimated and reported confirmed indigenous cases is provided [mpac-april2018-ero-report-malaria-burden-session6.pdf \(who.int\)](https://www.who.int/publications/m/item/mpac-april2018-ero-report-malaria-burden-session6)