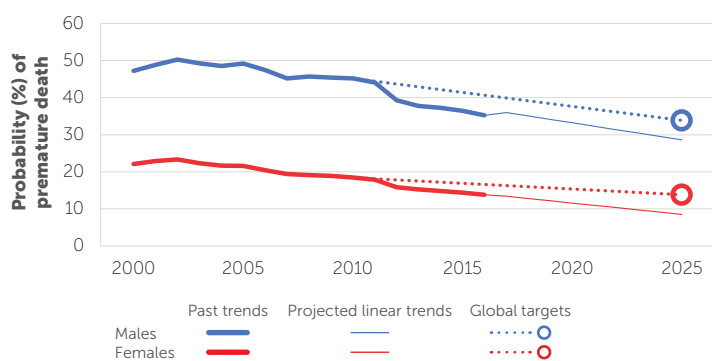


# BELARUS

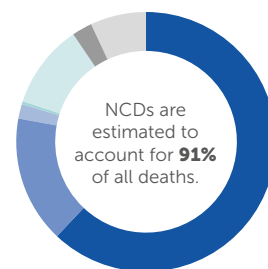
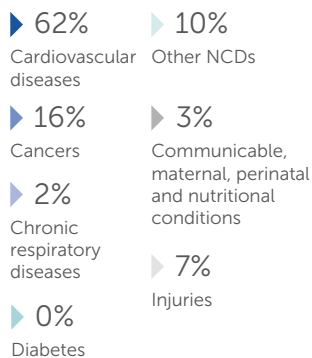
2016 TOTAL POPULATION: 9 480 000

2016 TOTAL DEATHS: 119 000

## RISK OF PREMATURE DEATH DUE TO NCDs (%)\*



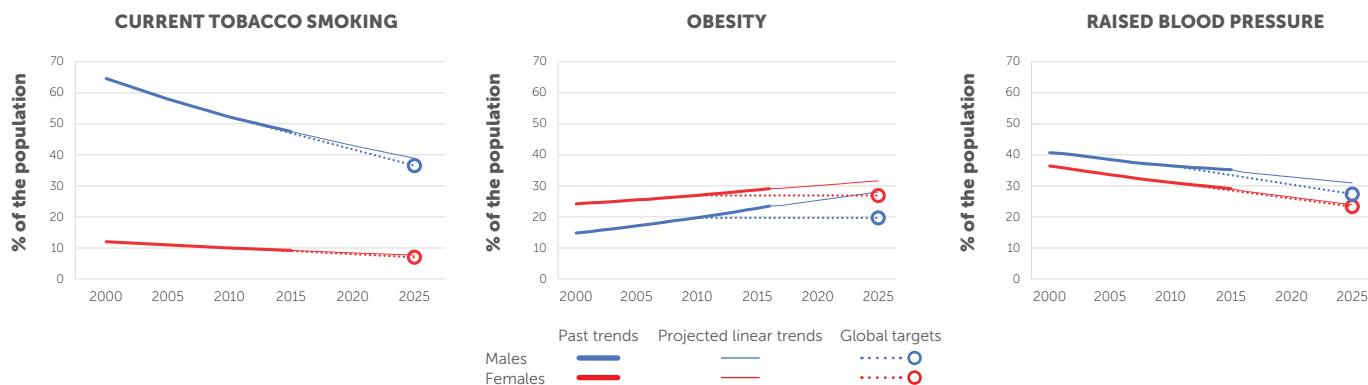
## PROPORTIONAL MORTALITY\*



**33 200 LIVES CAN BE SAVED BY 2025 BY IMPLEMENTING ALL OF THE WHO "BEST BUYS"**

MORTALITY*		NATIONAL TARGET SET		DATA YEAR	MALES	FEMALES	TOTAL
📄	<b>Premature mortality from NCDs</b>	X	Total NCD deaths	2016	51 200	56 300	107 500
			Risk of premature death between 30-70 years (%)	2016	35	14	24
👤	<b>Suicide mortality</b>	-	Suicide mortality rate (per 100 000 population)	2016	-	-	26
RISK FACTORS							
🍷	<b>Harmful use of alcohol</b>	✓	Total alcohol per capita consumption, adults aged 15+ (litres of pure alcohol)	2016	18	5	11
🚶	<b>Physical inactivity</b>	✓	Physical inactivity, adults aged 18+ (%)	2016	14	16	15
🧂	<b>Salt/Sodium intake</b>	✓	Mean population salt intake, adults aged 20+ (g/day)	2010	12	11	11
🚬	<b>Tobacco use</b>	✓	Current tobacco smoking, adults aged 15+ (%)	2016	47	9	26
🩺	<b>Raised blood pressure</b>	X	Raised blood pressure, adults aged 18+ (%)	2015	35	29	32
👤	<b>Diabetes</b>	X	Raised blood glucose, adults aged 18+ (%)	2014	9	10	10
👤	<b>Obesity</b>	X	Obesity, adults aged 18+ (%)	2016	24	29	27
			Obesity, adolescents aged 10-19 (%)	2016	9	4	6
🏠	<b>Ambient air pollution</b>	-	Exceedance of WHO guidelines level for annual PM2.5 concentration (by a multiple of)	2016	-	-	2
🏠	<b>Household air pollution</b>	-	Population with primary reliance on polluting fuels and technologies (%)	2016	-	-	<5

## SELECTED ADULT RISK FACTOR TRENDS



## NATIONAL SYSTEMS RESPONSE

🩺	<b>Drug therapy to prevent heart attacks and strokes</b>	X	Proportion of population at high risk for CVD or with existing CVD (%)	2016	13
			Proportion of high risk persons receiving any drug therapy and counselling to prevent heart attacks and strokes (%)	2016	59
			Proportion of primary health care centres reported as offering CVD risk stratification	2017	More than 50%
			Reported having CVD guidelines that are utilized in at least 50% of health facilities	2017	Yes
📄	<b>Essential NCD medicines and basic technologies to treat major NCDs</b>	X	Number of essential NCD medicines reported as "generally available"	2017	10 out of 10
			Number of essential NCD technologies reported as "generally available"	2017	6 out of 6

\* The mortality estimates for this country have a high degree of uncertainty because they are not based on any national NCD mortality data (see Explanatory Notes)