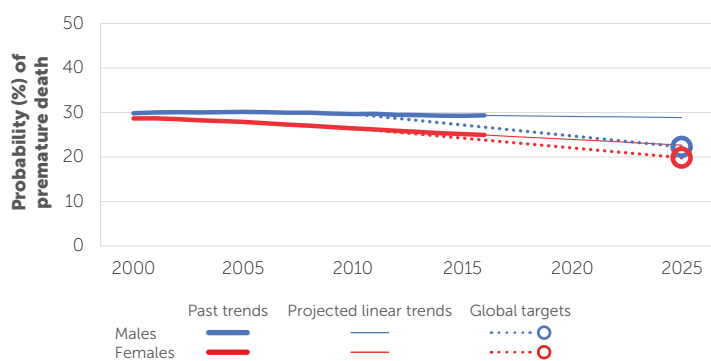


LAO PEOPLE'S DEMOCRATIC REPUBLIC

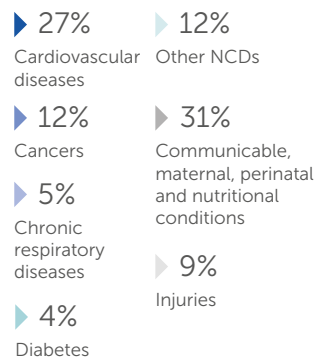
2016 TOTAL POPULATION: 6 758 000

2016 TOTAL DEATHS: 47 000












RISK OF PREMATURE DEATH DUE TO NCDs (%)*



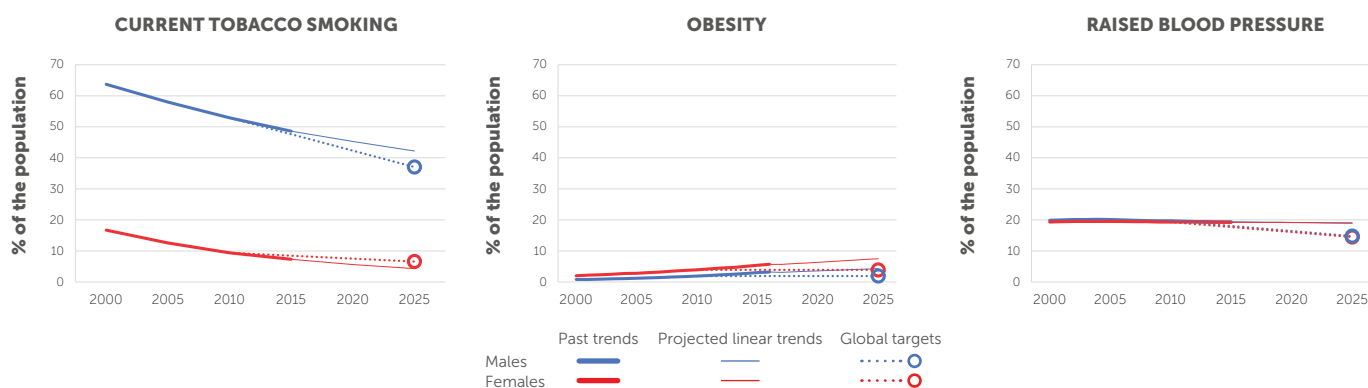
PROPORTIONAL MORTALITY*



2 900 LIVES CAN BE SAVED BY 2025 BY IMPLEMENTING ALL OF THE WHO "BEST BUYS"

| NATIONAL TARGET SET | | | DATA YEAR | MALES | FEMALES | TOTAL | |
|---|-------------------------------|---|--|-------|---------|--------|--------|
| MORTALITY* | | | | | | | |
|  | Premature mortality from NCDs | X | Total NCD deaths | 2016 | 13 600 | 14 500 | 28 200 |
| | | | Risk of premature death between 30-70 years (%) | 2016 | 29 | 25 | 27 |
|  | Suicide mortality | - | Suicide mortality rate (per 100 000 population) | 2016 | - | - | 9 |
| RISK FACTORS | | | | | | | |
|  | Harmful use of alcohol | ✓ | Total alcohol per capita consumption, adults aged 15+ (litres of pure alcohol) | 2016 | 18 | 3 | 10 |
|  | Physical inactivity | ✓ | Physical inactivity, adults aged 18+ (%) | 2016 | 10 | 19 | 15 |
|  | Salt/Sodium intake | X | Mean population salt intake, adults aged 20+ (g/day) | 2010 | 12 | 11 | 11 |
|  | Tobacco use | ✓ | Current tobacco smoking, adults aged 15+ (%) | 2016 | 48 | 7 | 27 |
|  | Raised blood pressure | ✓ | Raised blood pressure, adults aged 18+ (%) | 2015 | 19 | 19 | 19 |
|  | Diabetes | ✓ | Raised blood glucose, adults aged 18+ (%) | 2014 | 6 | 6 | 6 |
|  | Obesity | ✓ | Obesity, adults aged 18+ (%) | 2016 | 3 | 6 | 5 |
| | | | Obesity, adolescents aged 10-19 (%) | 2016 | 5 | 2 | 4 |
|  | Ambient air pollution | - | Exceedance of WHO guidelines level for annual PM2.5 concentration (by a multiple of) | 2016 | - | - | 2 |
|  | Household air pollution | - | Population with primary reliance on polluting fuels and technologies (%) | 2016 | - | - | 94 |

SELECTED ADULT RISK FACTOR TRENDS



NATIONAL SYSTEMS RESPONSE

| | | | | | |
|--|--|---|---|------|---------------|
| | Drug therapy to prevent heart attacks and strokes | X | Proportion of population at high risk for CVD or with existing CVD (%) | - | ... |
| | | | Proportion of high risk persons receiving any drug therapy and counselling to prevent heart attacks and strokes (%) | - | ... |
| | | | Proportion of primary health care centres reported as offering CVD risk stratification | 2017 | Less than 25% |
| | | | Reported having CVD guidelines that are utilized in at least 50% of health facilities | 2017 | No |
| | Essential NCD medicines and basic technologies to treat major NCDs | X | Number of essential NCD medicines reported as "generally available" | 2017 | 8 out of 10 |
| | | | Number of essential NCD technologies reported as "generally available" | 2017 | 6 out of 6 |

... = no data available

* The mortality estimates for this country have a high degree of uncertainty because they are not based on any national NCD mortality data (see Explanatory Notes)

World Health Organization - Noncommunicable Diseases (NCD) Country Profiles, 2018.