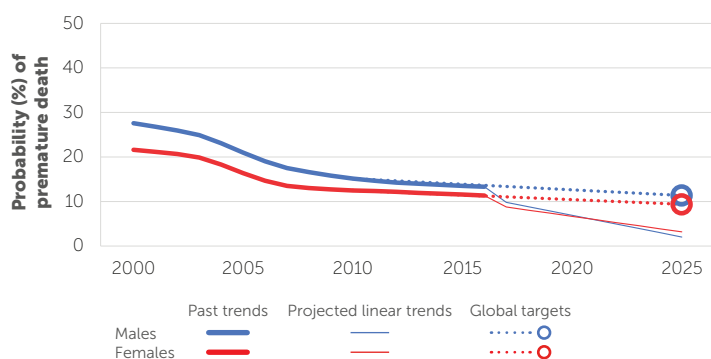


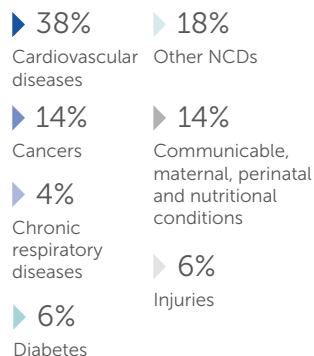
MOROCCO

2016 TOTAL POPULATION: 35 277 000
2016 TOTAL DEATHS: 182 000

RISK OF PREMATURE DEATH DUE TO NCDs (%)*



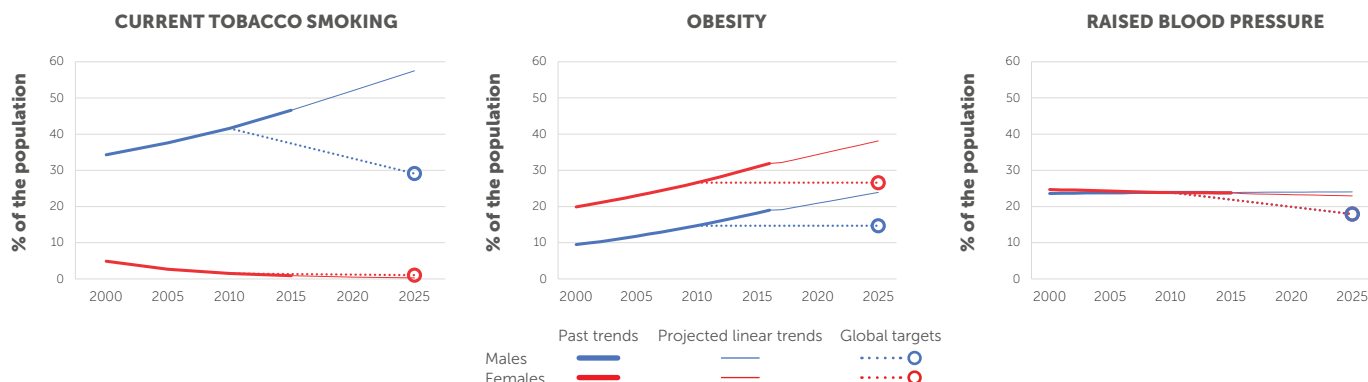
PROPORTIONAL MORTALITY*



39 400 LIVES CAN BE SAVED BY 2025 BY IMPLEMENTING ALL OF THE WHO "BEST BUYS"

| MORTALITY* | | | NATIONAL TARGET SET | DATA YEAR | MALES | FEMALES | TOTAL |
|--------------|-------------------------------|---|--|-----------|--------|---------|---------|
| | Premature mortality from NCDs | ✓ | Total NCD deaths | 2016 | 69 600 | 75 200 | 144 900 |
| | | | Risk of premature death between 30-70 years (%) | 2016 | 13 | 11 | 12 |
| | Suicide mortality | - | Suicide mortality rate (per 100 000 population) | 2016 | - | - | 3 |
| RISK FACTORS | | | | | | | |
| | Harmful use of alcohol | ✓ | Total alcohol per capita consumption, adults aged 15+ (litres of pure alcohol) | 2016 | 1 | 0 | 1 |
| | Physical inactivity | ✓ | Physical inactivity, adults aged 18+ (%) | 2016 | 20 | 31 | 25 |
| | Salt/Sodium intake | ✓ | Mean population salt intake, adults aged 20+ (g/day) | 2010 | 12 | 10 | 11 |
| | Tobacco use | ✓ | Current tobacco smoking, adults aged 15+ (%) | 2016 | 48 | 1 | 24 |
| | Raised blood pressure | ✓ | Raised blood pressure, adults aged 18+ (%) | 2015 | 24 | 24 | 24 |
| | Diabetes | ✓ | Raised blood glucose, adults aged 18+ (%) | 2014 | 13 | 12 | 12 |
| | Obesity | X | Obesity, adults aged 18+ (%) | 2016 | 19 | 32 | 26 |
| | | | Obesity, adolescents aged 10-19 (%) | 2016 | 9 | 9 | 9 |
| | Ambient air pollution | - | Exceedance of WHO guidelines level for annual PM2.5 concentration (by a multiple of) | 2016 | - | - | 3 |
| | Household air pollution | - | Population with primary reliance on polluting fuels and technologies (%) | 2016 | - | - | <5 |

SELECTED ADULT RISK FACTOR TRENDS



NATIONAL SYSTEMS RESPONSE

| | | | | | |
|--|--|---|---|------|---------------|
| | Drug therapy to prevent heart attacks and strokes | ✓ | Proportion of population at high risk for CVD or with existing CVD (%) | 2017 | 5 |
| | | | Proportion of high risk persons receiving any drug therapy and counselling to prevent heart attacks and strokes (%) | 2017 | 43 |
| | | | Proportion of primary health care centres reported as offering CVD risk stratification | 2017 | Less than 25% |
| | | | Reported having CVD guidelines that are utilized in at least 50% of health facilities | 2017 | Yes |
| | Essential NCD medicines and basic technologies to treat major NCDs | ✓ | Number of essential NCD medicines reported as "generally available" | 2017 | 9 out of 10 |
| | | | Number of essential NCD technologies reported as "generally available" | 2017 | 5 out of 6 |

* The mortality estimates for this country have a high degree of uncertainty because they are not based on any national NCD mortality data (see Explanatory Notes)