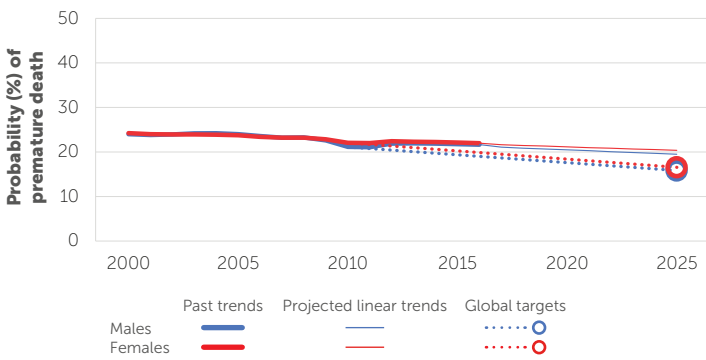


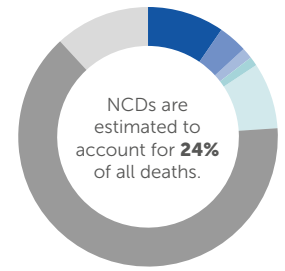
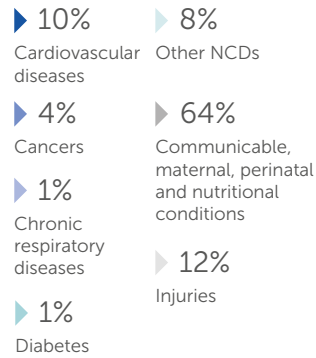
# SOMALIA

2016 TOTAL POPULATION: 14 318 000  
2016 TOTAL DEATHS: 167 000

## RISK OF PREMATURE DEATH DUE TO NCDs (%)\*



## PROPORTIONAL MORTALITY\*




**8 900 LIVES CAN BE SAVED BY 2025 BY IMPLEMENTING ALL OF THE WHO "BEST BUYS"**

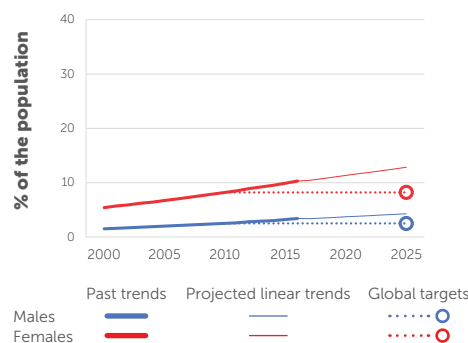
MORTALITY*		NATIONAL TARGET SET		DATA YEAR	MALES	FEMALES	TOTAL
	<b>Premature mortality from NCDs</b>	X	Total NCD deaths	2016	20 500	19 500	40 000
			Risk of premature death between 30-70 years (%)	2016	22	22	22
	<b>Suicide mortality</b>	-	Suicide mortality rate (per 100 000 population)	2016	-	-	5
RISK FACTORS							
	<b>Harmful use of alcohol</b>	X	Total alcohol per capita consumption, adults aged 15+ (litres of pure alcohol)	2016	0	0	0
	<b>Physical inactivity</b>	X	Physical inactivity, adults aged 18+ (%)	2016	...	...	...
	<b>Salt/Sodium intake</b>	X	Mean population salt intake, adults aged 20+ (g/day)	2010	6	5	5
	<b>Tobacco use</b>	X	Current tobacco smoking, adults aged 15+ (%)	2016	...	...	...
	<b>Raised blood pressure</b>	X	Raised blood pressure, adults aged 18+ (%)	2015	27	25	26
	<b>Diabetes</b>	X	Raised blood glucose, adults aged 18+ (%)	2014	5	5	5
	<b>Obesity</b>	X	Obesity, adults aged 18+ (%)	2016	3	10	7
			Obesity, adolescents aged 10-19 (%)	2016	2	3	2
	<b>Ambient air pollution</b>	-	Exceedance of WHO guidelines level for annual PM2.5 concentration (by a multiple of)	2016	-	-	3
	<b>Household air pollution</b>	-	Population with primary reliance on polluting fuels and technologies (%)	2016	-	-	>95

## SELECTED ADULT RISK FACTOR TRENDS

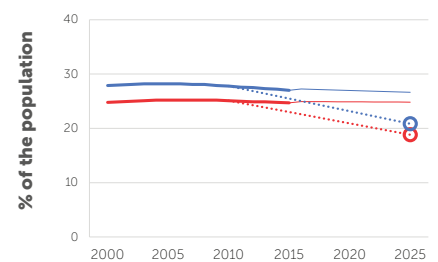
### CURRENT TOBACCO SMOKING



### OBESITY



### RAISED BLOOD PRESSURE



## NATIONAL SYSTEMS RESPONSE

	<b>Drug therapy to prevent heart attacks and strokes</b>	X	Proportion of population at high risk for CVD or with existing CVD (%)	-	...
			Proportion of high risk persons receiving any drug therapy and counselling to prevent heart attacks and strokes (%)	-	...
			Proportion of primary health care centres reported as offering CVD risk stratification	2017	None
			Reported having CVD guidelines that are utilized in at least 50% of health facilities	2017	No
	<b>Essential NCD medicines and basic technologies to treat major NCDs</b>	X	Number of essential NCD medicines reported as "generally available"	2017	4 out of 10
			Number of essential NCD technologies reported as "generally available"	2017	5 out of 6

... = no data available

\* The mortality estimates for this country have a high degree of uncertainty because they are not based on any national NCD mortality data (see Explanatory Notes)