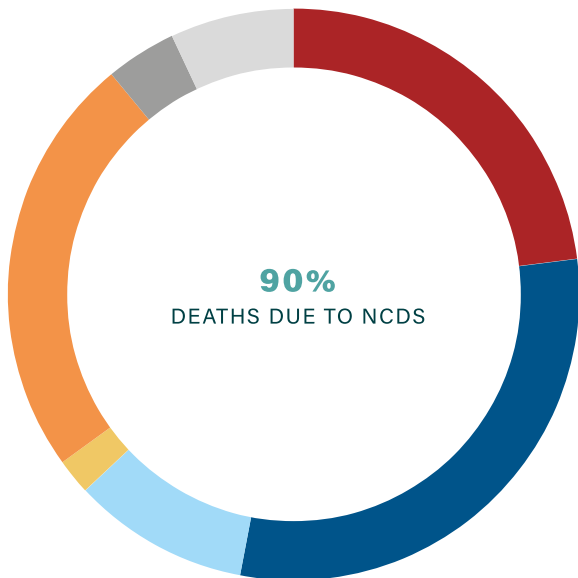


| | |
|-------------------------|------------------|
| TOTAL POPULATION (2022) | 5,883,000 |
| POPULATION AGED <20 (%) | 22 |
| POPULATION AGED >60 (%) | 26 |

| | |
|---|---------------|
| WORLD BANK INCOME GROUP | HIGH |
| GROSS DOMESTIC PRODUCT per capita (INT\$) | 60,230 |

NCD MORTALITY



- cardiovascular disease
- cancers
- chronic respiratory disease
- diabetes
- other NCDs
- injuries
- communicable, maternal, perinatal and nutritional conditions

PREVALENCE OF PHYSICAL INACTIVITY



PHYSICAL INACTIVITY, ADOLESCENTS AGED 11-17 (%)



PHYSICAL INACTIVITY, ADULTS AGED 18+ (%)



PHYSICAL INACTIVITY, ADULTS AGED 70+ (%)



■ male ■ female

DIRECT HEALTHCARE COSTS ATTRIBUTABLE TO NCDs AND MENTAL HEALTH ASSOCIATED WITH PHYSICAL INACTIVITY

| | |
|--|-------------------------|
| | PER YEAR |
| | US\$ 81,679,374 |
| | INT\$ 80,564,602 |

| | |
|--|---|
| | CUMULATIVE BETWEEN 2020 AND 2030 |
| | US\$ 898,473,118 |
| | INT\$ 886,210,617 |

ACTIVE SOCIETIES: CHANGING KNOWLEDGE AND MINDSETS



NATIONAL PHYSICAL ACTIVITY COMMUNICATIONS CAMPAIGNS

- with links to community programmes
- supported by environmental improvements
- promoting the co-benefits of physical activity








NATIONAL MASS PARTICIPATION EVENTS ON PHYSICAL ACTIVITY

-





○ no ● yes

ACTIVE ENVIRONMENTS: ENABLING ENVIRONMENTS

| | |
|---|---|
|  <p>NATIONAL POLICY ON WALKING AND CYCLING ●</p> |  <p>NATIONAL POLICY ON PUBLIC TRANSPORT ●</p> |
|  <p>NATIONAL ROAD SAFETY STRATEGY ●</p> |  <p>LEGISLATION ON:</p> <ul style="list-style-type: none"> ▪ speed limits ● ▪ driving and alcohol use ● ▪ driving and drug use ● ▪ driving and mobile phone use ● |
|  <p>STREET DESIGN STANDARDS FOR:</p> <ul style="list-style-type: none"> ▪ separate walking and cycling infrastructure ● ▪ safe pedestrian and cycling crossings ● ▪ management of speed ● | |

○ no ● yes ● yes and best practice — not available

ACTIVE PEOPLE: OPPORTUNITIES AND PROGRAMMES

| | |
|---|--|
|  <p>PROMOTION OF PHYSICAL ACTIVITY:</p> <ul style="list-style-type: none"> ▪ in workplaces ● ▪ in childcare settings ● ▪ through community sports ● ▪ in public open spaces ● ▪ through walking and cycling ● ▪ for older adults ● ▪ for people with disability NOT AVAILABLE |  <p>BRIEF INTERVENTION ON PHYSICAL ACTIVITY IN PRIMARY HEALTH ●</p> <ul style="list-style-type: none"> ▪ with referral ● ▪ used in >50% of facilities ● |
| |  <p>USE OF DIGITAL PROGRAMMES</p> <ul style="list-style-type: none"> ▪ mHealth for NCD prevention ● |
| |  <p>SCHOOL BASED APPROCHES:</p> <ul style="list-style-type: none"> ▪ quality physical education NOT AVAILABLE |

○ no ● yes

ACTIVE SYSTEMS: NATIONAL POLICY AND GOVERNANCE

| | |
|--|---|
|  <p>NATIONAL NCD POLICY INCLUDING PHYSICAL ACTIVITY ●</p> |  <p>NATIONAL PHYSICAL ACTIVITY POLICY ●</p> |
|--|---|

○ no ● yes, but not operational ● yes and operational

| | |
|---|--|
|  <p>NATIONAL GUIDELINES ON PHYSICAL ACTIVITY FOR:</p> <ul style="list-style-type: none"> ▪ children under 5 years ● ▪ children and adolescents ● ▪ adults ● ▪ older adults ● |  <p>NATIONAL SURVEILLANCE OF PHYSICAL ACTIVITY IN:</p> <ul style="list-style-type: none"> ▪ children ● ▪ adolescents ● ▪ adults ● |
|---|--|

| | |
|--|---|
|  <p>NATIONAL NCD COORDINATING MECHANISM ○</p> |  <p>NATIONAL TARGET FOR PHYSICAL ACTIVITY ●</p> |
|--|---|

○ no ● yes

Data sources: United Nations Department of Economic and Social Affairs. World Population Prospects 2022. The World Bank. GDP per capita, PPP (current international, \$) accessed, July 2022. Global Health Estimates 2019: Deaths by Cause, Age, Sex, by Country and by Region, 2000-2019. Geneva, World Health Organization; 2020. Guthold et al Lancet Child Adolesc Health. 2020;4(1):23-35. World Health Organization. (2016). Global Health Observatory (GHO) data. Prevalence of insufficient physical activity among adults aged 18+ years. World Health Organization. (2022). Assessing national capacity for the prevention and control of noncommunicable diseases: report of the 2021 global survey. World Health Organization. (2018). Global status report on road safety 2018.