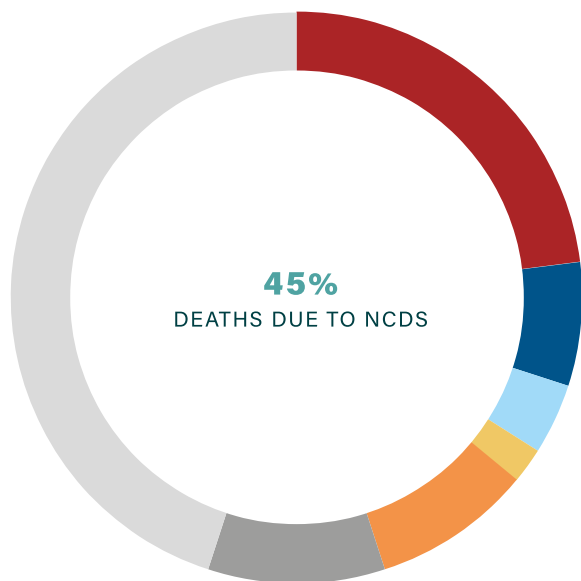


TOTAL POPULATION (2022)	29,612,000	WORLD BANK INCOME GROUP	LOW
POPULATION AGED <20 (%)	50	GROSS DOMESTIC PRODUCT per capita (INT\$)	1,544
POPULATION AGED >60 (%)	5		

NCD MORTALITY



- cardiovascular disease
- cancers
- chronic respiratory disease
- diabetes
- other NCDs
- injuries
- communicable, maternal, perinatal and nutritional conditions

PREVALENCE OF PHYSICAL INACTIVITY



PHYSICAL INACTIVITY, ADOLESCENTS AGED 11-17 (%)

DATA NOT AVAILABLE
DATA NOT AVAILABLE



PHYSICAL INACTIVITY, ADULTS AGED 18+ (%)



PHYSICAL INACTIVITY, ADULTS AGED 70+ (%)



■ male ■ female

DIRECT HEALTHCARE COSTS ATTRIBUTABLE TO NCDs AND MENTAL HEALTH ASSOCIATED WITH PHYSICAL INACTIVITY

PER YEAR

US\$ 2,557,142
INT\$ 8,374,778

CUMULATIVE BETWEEN 2020 AND 2030

US\$ 28,128,559
INT\$ 92,122,563

ACTIVE SOCIETIES: CHANGING KNOWLEDGE AND MINDSETS






NATIONAL PHYSICAL ACTIVITY COMMUNICATIONS CAMPAIGNS

- with links to community programmes
- supported by environmental improvements
- promoting the co-benefits of physical activity

NATIONAL MASS PARTICIPATION EVENTS ON PHYSICAL ACTIVITY





no yes

ACTIVE ENVIRONMENTS: ENABLING ENVIRONMENTS

 <p>NATIONAL POLICY ON WALKING AND CYCLING <input type="radio"/></p>	 <p>NATIONAL POLICY ON PUBLIC TRANSPORT <input type="radio"/></p>
 <p>NATIONAL ROAD SAFETY STRATEGY <input checked="" type="radio"/></p>	 <p>LEGISLATION ON:</p> <ul style="list-style-type: none"> ▪ speed limits <input checked="" type="radio"/> ▪ driving and alcohol use <input checked="" type="radio"/> ▪ driving and drug use <input checked="" type="radio"/> ▪ driving and mobile phone use <input checked="" type="radio"/>
 <p>STREET DESIGN STANDARDS FOR:</p> <ul style="list-style-type: none"> ▪ separate walking and cycling infrastructure <input type="radio"/> ▪ safe pedestrian and cycling crossings <input type="radio"/> ▪ management of speed <input checked="" type="radio"/> 	

no yes yes and best practice not available

ACTIVE PEOPLE: OPPORTUNITIES AND PROGRAMMES

 <p>PROMOTION OF PHYSICAL ACTIVITY:</p> <ul style="list-style-type: none"> ▪ in workplaces <input type="radio"/> ▪ in childcare settings <input type="radio"/> ▪ through community sports <input type="radio"/> ▪ in public open spaces <input type="radio"/> ▪ through walking and cycling <input type="radio"/> ▪ for older adults <input checked="" type="radio"/> ▪ for people with disability <input type="radio"/> NOT AVAILABLE 	 <p>BRIEF INTERVENTION ON PHYSICAL ACTIVITY IN PRIMARY HEALTH</p> <ul style="list-style-type: none"> ▪ with referral <input type="radio"/> ▪ used in >50% of facilities <input type="radio"/>
	 <p>USE OF DIGITAL PROGRAMMES</p> <ul style="list-style-type: none"> ▪ mHealth for NCD prevention <input type="radio"/>
	 <p>SCHOOL BASED APPROCHES:</p> <ul style="list-style-type: none"> ▪ quality physical education <input type="radio"/> NOT AVAILABLE

no yes

ACTIVE SYSTEMS: NATIONAL POLICY AND GOVERNANCE

 <p>NATIONAL NCD POLICY INCLUDING PHYSICAL ACTIVITY <input checked="" type="radio"/></p>	 <p>NATIONAL PHYSICAL ACTIVITY POLICY <input type="radio"/></p>
 <p>NATIONAL GUIDELINES ON PHYSICAL ACTIVITY FOR:</p> <ul style="list-style-type: none"> ▪ children under 5 years <input type="radio"/> ▪ children and adolescents <input type="radio"/> ▪ adults <input type="radio"/> ▪ older adults <input type="radio"/> 	 <p>NATIONAL SURVEILLANCE OF PHYSICAL ACTIVITY IN:</p> <ul style="list-style-type: none"> ▪ children <input type="radio"/> ▪ adolescents <input type="radio"/> ▪ adults <input checked="" type="radio"/>
 <p>NATIONAL NCD COORDINATING MECHANISM <input type="radio"/></p>	 <p>NATIONAL TARGET FOR PHYSICAL ACTIVITY <input type="radio"/></p>

no yes

Data sources: United Nations Department of Economic and Social Affairs. World Population Prospects 2022. The World Bank. GDP per capita, PPP (current international, \$) accessed, July 2022. Global Health Estimates 2019: Deaths by Cause, Age, Sex, by Country and by Region, 2000-2019. Geneva, World Health Organization; 2020. Guthold et al Lancet Child Adolesc Health. 2020;4(1):23-35. World Health Organization. (2016). Global Health Observatory (GHO) data. Prevalence of insufficient physical activity among adults aged 18+ years. World Health Organization. (2022). Assessing national capacity for the prevention and control of noncommunicable diseases: report of the 2021 global survey. World Health Organization. (2018). Global status report on road safety 2018.