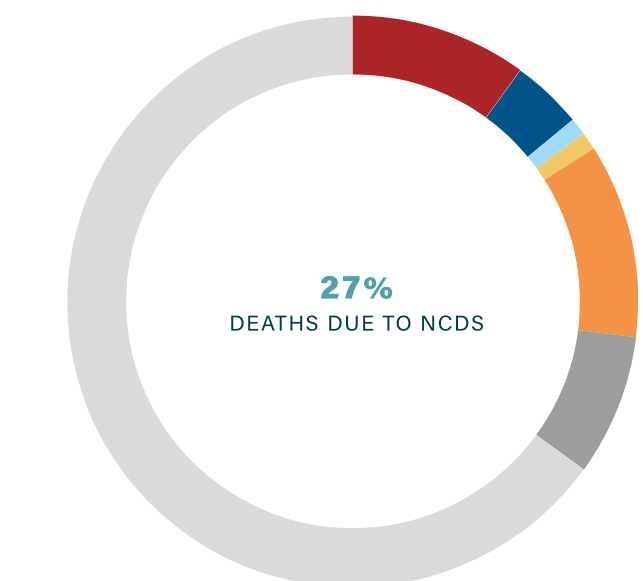


TOTAL POPULATION (2022) **218,542,000**POPULATION AGED <20 (%) **54**POPULATION AGED >60 (%) **5**WORLD BANK INCOME GROUP **LOWER MIDDLE**GROSS DOMESTIC PRODUCT per capita (INT\$) **5,186**

NCD MORTALITY



■ cardiovascular disease ■ cancers ■ chronic respiratory disease
■ diabetes ■ other NCDs ■ injuries
■ communicable, maternal, perinatal and nutritional conditions

PREVALENCE OF PHYSICAL INACTIVITY



PHYSICAL INACTIVITY, ADOLESCENTS AGED 11-17 (%)

DATA NOT AVAILABLE

DATA NOT AVAILABLE



PHYSICAL INACTIVITY, ADULTS AGED 18+ (%)

25

30



PHYSICAL INACTIVITY, ADULTS AGED 70+ (%)

37

43

■ male ■ female

DIRECT HEALTHCARE COSTS ATTRIBUTABLE TO NCDs AND MENTAL HEALTH ASSOCIATED WITH PHYSICAL INACTIVITY



PER YEAR

US\$ 109,758,156

INT\$ 272,959,984



CUMULATIVE BETWEEN 2020 AND 2030

US\$ 1,207,339,716

INT\$ 3,002,559,823

ACTIVE SOCIETIES: CHANGING KNOWLEDGE AND MINDSETS



NATIONAL PHYSICAL ACTIVITY COMMUNICATIONS CAMPAIGNS






- with links to community programmes ☐
- supported by environmental improvements ☐
- promoting the co-benefits of physical activity ☐



NATIONAL MASS PARTICIPATION EVENTS ON PHYSICAL ACTIVITY





☐ no ☒ yes

ACTIVE ENVIRONMENTS: ENABLING ENVIRONMENTS

	NATIONAL POLICY ON WALKING AND CYCLING	<input type="radio"/>
	NATIONAL POLICY ON PUBLIC TRANSPORT	<input type="radio"/>
	NATIONAL ROAD SAFETY STRATEGY	<input type="radio"/>
	STREET DESIGN STANDARDS FOR:	
	▪ separate walking and cycling infrastructure	<input type="radio"/>
	▪ safe pedestrian and cycling crossings	<input type="radio"/>
	▪ management of speed	<input type="radio"/>
	LEGISLATION ON:	
	▪ speed limits	<input type="radio"/>
	▪ driving and alcohol use	<input type="radio"/>
	▪ driving and drug use	<input type="radio"/>
	▪ driving and mobile phone use	<input type="radio"/>

☐ no ☐ yes ☒ yes and best practice ☐ not available

ACTIVE PEOPLE: OPPORTUNITIES AND PROGRAMMES

	PROMOTION OF PHYSICAL ACTIVITY:	
	▪ in workplaces	<input type="radio"/>
	▪ in childcare settings	<input type="radio"/>
	▪ through community sports	<input type="radio"/>
	▪ in public open spaces	<input type="radio"/>
	▪ through walking and cycling	<input type="radio"/>
	▪ for older adults	<input type="radio"/>
	▪ for people with disability	<input type="radio"/>
		NOT AVAILABLE
	BRIEF INTERVENTION ON PHYSICAL ACTIVITY IN PRIMARY HEALTH	<input type="radio"/>
	▪ with referral	<input type="radio"/>
	▪ used in >50% of facilities	<input type="radio"/>
	USE OF DIGITAL PROGRAMMES	
	▪ mHealth for NCD prevention	<input checked="" type="radio"/>
	SCHOOL BASED APPROACHES:	
	▪ quality physical education	<input type="radio"/>
		NOT AVAILABLE

☐ no ☒ yes

ACTIVE SYSTEMS: NATIONAL POLICY AND GOVERNANCE

	NATIONAL NCD POLICY INCLUDING PHYSICAL ACTIVITY	<input checked="" type="radio"/>
	NATIONAL PHYSICAL ACTIVITY POLICY	<input type="radio"/>

☐ no ☐ yes, but not operational ☒ yes and operational

	NATIONAL GUIDELINES ON PHYSICAL ACTIVITY FOR:	
	▪ children under 5 years	<input type="radio"/>
	▪ children and adolescents	<input type="radio"/>
	▪ adults	<input type="radio"/>
	▪ older adults	<input type="radio"/>
	NATIONAL SURVEILLANCE OF PHYSICAL ACTIVITY IN:	
	▪ children	<input type="radio"/>
	▪ adolescents	<input type="radio"/>
	▪ adults	<input checked="" type="radio"/>

	NATIONAL NCD COORDINATING MECHANISM	<input checked="" type="radio"/>
	NATIONAL TARGET FOR PHYSICAL ACTIVITY	<input type="radio"/>

☐ no ☒ yes

Data sources: United Nations Department of Economic and Social Affairs. World Population Prospects 2022.
The World Bank. GDP per capita, PPP (current international, \$) accessed, July 2022.
Global Health Estimates 2019: Deaths by Cause, Age, Sex, by Country and by Region, 2000-2019. Geneva, World Health Organization; 2020.
Guthold et al Lancet Child Adolesc Health. 2020;4(1):23-35.
World Health Organization. (2016). Global Health Observatory (GHO) data. Prevalence of insufficient physical activity among adults aged 18+ years.
World Health Organization. (2022). Assessing national capacity for the prevention and control of noncommunicable diseases: report of the 2021 global survey.
World Health Organization. (2018). Global status report on road safety 2018.