

Global status report on road safety 2023

Slovakia

Population:
5 447 622 =

Income group:
High income =

WHO Region:
European Region

GSRRS participation:
2009, 2013, 2015, 2018, 2023

BURDEN		(E)
Reported fatalities (year)	226 (2021)	↓
Reported fatalities sex distribution (Male; Female)	-	N/A
Reported fatalities user distribution ¹	50%; 9%; 29%; 8%; 4%	N/A
WHO estimated road traffic fatalities (95% CI) (year)	346 (95% CI 324 - 369) (2021)	↓
WHO estimated rate per 100 000 population (year)	6.4 (2021)	↓

SAFE ROAD INFRASTRUCTURE		
Total paved kilometers (year)	18 158 (2022)	N/A
Presence of technical standards for new roads that take account of all road-user safety, or align with relevant UN Conventions and regulate compliance with them ²	-†	N/A
Presence of systematic approaches to assess/audit new roads ²	-	N/A
National law requiring a formal road safety inspection/assessment	No	N/A
Target for roads to meet technical safety standards for all users (year)	-	N/A
Investments to upgrade high risk locations	-	N/A

SAFE VEHICLES		
Total registered vehicles [rate per 100 000 pop] (year)	-	N/A
Four-wheel vehicles	-	N/A
Powered 2- and 3-wheelers	-	N/A
Heavy trucks	-	N/A
Buses	-	N/A
Other	-	N/A
Legislation on periodic vehicle technical inspection ²	Yes†	N/A
National laws on front and side impact protection	Yes†‡	N/A
National laws on seat-belt and seat-belt anchorages	Yes†‡	N/A
National law on electronic stability control	Yes†‡	N/A
National law on pedestrian protection	Yes†‡	N/A
National law on anti-lock braking systems	Yes†‡	N/A
Government vehicle procurement practices include safety prerequisites	-	N/A
Presence of high-quality safety standards for used-vehicle imports ²	-	N/A

POST-CRASH RESPONSE		
National law on universal access to emergency care	-§	N/A
National law guaranteeing free-of-charge access to rehabilitative care for all injured	-§	N/A
National law guaranteeing free-of-charge access to psychological services to road crash victims and their families	-§	N/A
National good Samaritan law	-§	N/A
National emergency care access number	-	N/A
National target for time between serious crash and initial provision of professional emergency care (year)	-	N/A






INSTITUTIONAL FRAMEWORK		
Presence of strategies to promote alternatives to individuals use of powered vehicles	No	=
National road safety strategy ²	Yes	↻
Fatality reduction target (year)	50% (2030)	↻
Non fatal reduction target (year)	50% (2030)	N/A
Funding to implement strategy	-	N/A
National law mandating third-party liability insurance for powered vehicles	-§	N/A
National law on driving time and rest periods for professional drivers ²	Yes†	N/A
Adherence to one or more of the 7 UN road safety conventions ²	7	N/A
Presence of national lead agency to implement national road safety strategy ²	Yes	↗
Presence of agencies that coordinate pre-hospital and emergency medical services ²	-	N/A

 Strong  Moderate  Weak/None

↑ Increase ↓ Decrease = No change ↻ Change ↗ Advancement

⊖ None or unknown — Not provided N/A Not applicable

(E) Evolution since 2010 or closest year possible

ROAD USER BEHAVIOUR		(E)
Legislation on urban speed limits for passenger cars and motorcycles²		=
National law setting a speed limit	Yes	=
Maximum urban speed limit	50 km/h	=
Maximum rural speed limit	90 km/h	=
Maximum motorway speed limit	130 km/h	=
Local authorities can modify limits	No	N/A
Presence of targets to reduce speeds nationally (year) ²	No	N/A
Available types of enforcement	Manual	↗
Legislation on drink driving²		=
National law on drink-driving	Yes	=
BAC limit – general population	-	=
BAC limit – young or novice drivers	-	=
Random breath testing carried out	Yes	↻
Presence of targets to reduce driving after drinking nationally (year) ²	National	N/A
Testing carried out in case of fatal crash	Yes, all drivers are tested	↻
Legislation on drug driving	Yes	=
Legislation on distracted driving (mobile phones)	Yes	N/A
Ban on mobile phone use ²	Hand held	=
Presence of targets to reduce distracted driving nationally (year) ²	-	N/A
Legislation on helmets for motorcycle riders²		=
National motorcycle helmet law	Yes	=
Legislation requires helmet fastening	Yes	=
Legislation applies to:	Drivers and Passengers	↻
Legislation applies to all road types	Yes	=
Legislation applies to all engine types	Yes	=
Legislation refers to and/or specifies helmet standard ²	Not‡	=
Presence of targets to increase helmet use (year)	-	N/A
Helmet wearing rate ² (Driver; Passenger)	-	N/A
Minimum age/height children are allowed as passengers	Yes (12 y)	N/A
Legislation on seat-belts for motor vehicle occupants²		=
National seat-belt law	Yes	=
Legislation applies to front and rear seat occupants	Yes	=
Presence of targets to increase seat belt use (year) ²	Yes, national	N/A
Seat-belt wearing rate ² (Drivers; Front seat occupants; Rear seat occupants)	-	↑
Legislation on child restraint systems²		=
National child restraints use law	Yes	=
Children seated in front seat	Yes	=
Age or height specified for children requiring child restraint	150 cm	=
Child restraint standard referred to and/or specified	Yes†‡	=
Presence of targets to increase child safety restraint use (year)	Yes, national	N/A

NATIONAL DATA SYSTEMS ON...		
Civil Registration and Vital Statistics (2021)	Group 1	=
Frequency and distribution of journeys by modal type	-	N/A
Speeding violations and speeding related injuries and fatalities ²	-	N/A
Driving under the influence of alcohol or drugs and related road traffic-related fatalities and injuries ²	Yes	N/A
Seat belt and child-restraint systems use ²	-	N/A
Powered 2- and 3- wheeler helmet use ²	Yes	N/A
Mobile phone use while driving ²	Yes	N/A

1 4W= Four-wheel vehicles, 2/3W= Powered 2/3 wheelers, P=pedestrian, C=Cyclist; O=Other & Unknown

2 UN voluntary target indicator

* Alcohol consumption prohibited in country

† Country adheres to corresponding UN or equivalent international safety regulation

‡ Corresponding EU regulation mandatory for country

§ Not validated

Legislative review and mortality estimations conducted by WHO. International regulation, population and income level from external sources. All other data collected by WHO via survey and cleared by government-designated National Data Focal Points. See Methods for more detail.

Global status report on road safety 2023: Country and territory profiles.

©World Health Organization 2023

Some rights reserved. This work is available under the Creative Commons Attribution-NonCommercial-ShareAlike 3.0 IGO licence (CC BY-NC-SA 3.0 IGO; <https://creativecommons.org/licenses/by-nc-sa/3.0/igo>).