

TOBACCO AGRICULTURE AND TRADE

Pakistan

Highlights

TOBACCO PRODUCTION

From 2000 to 2020, the area harvested under tobacco crop decreased by 9.95%

In 2020, land devoted to tobacco growing was 0.14% of agricultural land

TOBACCO TRADE

In 2020, tobacco leaf export was 0.11% of total exports and tobacco leaf import was 0.02% of total imports

In 2020, cigarettes export was 0.07% of total exports and cigarettes import was 0% of total imports

Population (2020)*	220,892,331
World Bank Classification (2020)	Lower middle income
Party to WHO FCTC	2004
WTO Member State	1995

*Source: World Population Prospects 2019

TOBACCO USE PREVALENCE

Among adults	Tobacco smoking (%)	Smokeless use (%)
Males	22.2	11.4
Females	2.1	3.7
Overall	12.4	7.7

Source: Most recent national survey available to WHO: 2014 ; Global Adult Tobacco Survey

Mortality attributable to tobacco	Total for ages 25 & over
Death rate attributable to tobacco (per 100,000)	175
Proportion of deaths attributable to tobacco (%)	17

Source: IHME/GHDx, 2019 (<https://vizhub.healthdata.org/gbd-results/>)

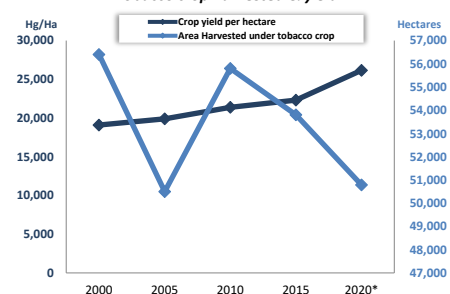
TOBACCO ECONOMY

Tobacco Production

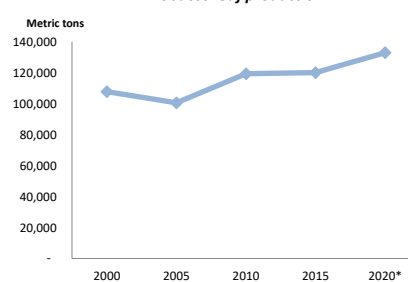
	Unit of measurement	2000	2005	2010	2015	2020*
Agricultural area	Hectares	26,950,000	27,060,000	26,400,000	36,202,000	36,723,000
Area Harvested under tobacco crop	Hectares	56,400	50,500	55,800	53,804	50,789
Land devoted to tobacco growing	% of agricultural land	0.21	0.19	0.21	0.15	0.14
Tobacco leaf production	metric tons	107,700	100,500	119,323	120,022	132,872
Crop yield per hectare	Hg/Ha	19,096	19,901	21,384	22,307	26,162
Cigarette production	sticks in millions	46,976	61,097	65,292	62,667	...

Crop yield - harvested production per unit of harvested area for crop products. In most of the cases yield data is obtained by dividing the production data by the data on area harvested; Hg/Ha - hectogram (100 grammes) / hectare; Agricultural area for 2017 is used as a proxy for 2018 due to data unavailability for that year.; *2020 or the most recent year of available data; Sources: <https://www.globaldata.com/>; <http://www.fao.org/>; <http://data.un.org/Data.aspx?d=ICS&f=cmlD:25010-1>

Tobacco crop harvested & yield



Tobacco leaf production



Source: Food and Agriculture Organization of the United Nations, <http://faostat.fao.org/site/377/DesktopDefault.aspx?PageID=377> ; <http://faostat.fao.org/site/567/default.aspx#ancor> AND United Nations Statistics Division, <http://data.un.org/Data.aspx?d=ICS&f=cmlD:25010-1>

Tariffs (Year: 2018)

Product groups	Average MFN*, in %	Bound tariffs**, in %
Tobacco leaf	11	100
Cigarettes	20	100

Source: Consolidated Tariff Schedules database (CTS), <http://tdf.wto.org>

* actual tariff ** maximum tariff

Non-tariff measures (NTM)

Product groups	NTM code	NTM description (By Chapter of UNCTAD NTM Classification)
Tobacco leaf	A31, A83, E322, F61, P7	A-Sanitary and phytosanitary measures; E- Quantity control measures; F-Price-control measures, including additional taxes and charges
Cigarettes	A31, E322, F61, P7	A-Sanitary and phytosanitary measures; E- Quantity control measures; F-Price-control measures, including additional taxes and charges

Source : <http://wits.worldbank.org/>

TOBACCO AGRICULTURE AND TRADE

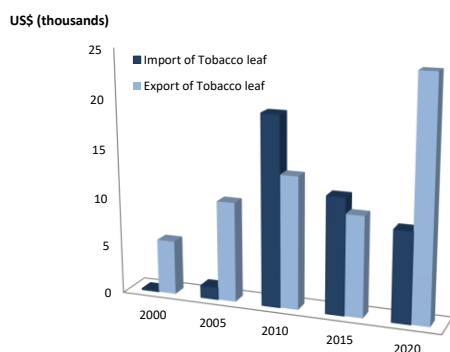
Pakistan

Tobacco Trade

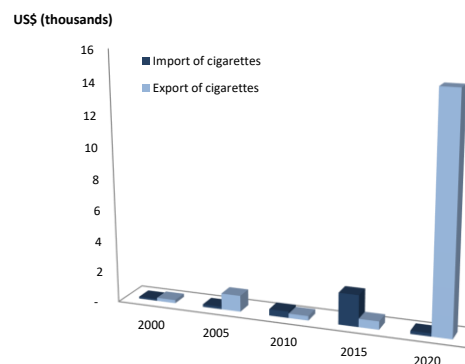
	Unit of Measurement	2000	2005	2010	2015	2020
Total GDP	1000 US\$	73,952,375	109,502,103	177,406,855	270,556,132	314,588,211
Total export by all commodities	1000 US\$...	16,050,201	21,413,103	22,089,018	22,237,163
Export of Tobacco leaf	1000 US\$	5,568	10,249	13,508	10,258	24,286
Tobacco leaf as % of total exports	%	...	0.06	0.06	0.05	0.11
Export of cigarettes	1000 US\$	202	1,031	285	528	14,779
Cigarettes as % of total exports	%	...	0.01	0.00	0.00	0.07
Total import by all commodities	1000 US\$...	25,096,575	37,537,025	43,989,645	45,775,135
Import of Tobacco leaf	1000 US\$	110	1,248	19,381	11,881	9,255
Tobacco leaf as % of total imports	%	...	0.00	0.05	0.03	0.02
Import of cigarettes	1000 US\$	119	162	411	2,019	203
Cigarettes as % of total imports	%	...	0.00	0.00	0.00	0.00

Source: UN COMTRADE (<http://comtrade.un.org/>), FAOStat (<http://www.fao.org/faostat/>) and World Development Indicators, World Bank

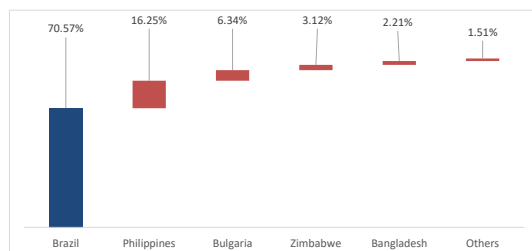
Tobacco leaf Trade



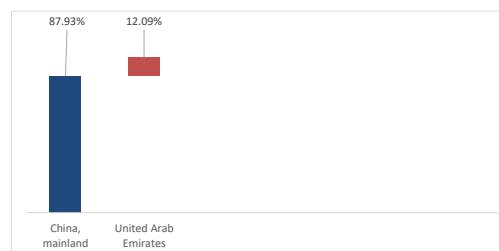
Cigarettes Trade



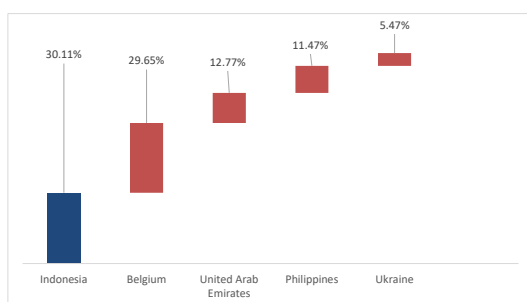
Tobacco Leaf Imports, 2020 (Countries of Origin)



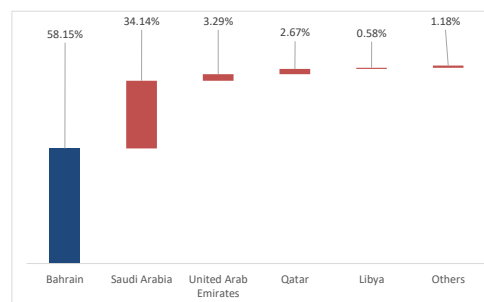
Cigarettes Imports, 2020 (Countries of Origin)



Tobacco leaf Exports, 2020 (Destination Countries)



Cigarettes Exports, 2020 (Destination Countries)



© World Health Organization, 2023

Some rights reserved. This work is available under the Creative Commons Attribution-NonCommercial-ShareAlike 3.0 IGO licence

(CC BY-NC-SA 3.0 IGO; <https://creativecommons.org/licenses/by-nc-sa/3.0/igo>)

Data reporting period from May, 2000 - May, 2020.