

TOBACCO AGRICULTURE AND TRADE

Zimbabwe

Highlights

TOBACCO PRODUCTION

From 2000 to 2020, the area harvested under tobacco crop increased by 15.41%

In 2020, land devoted to tobacco growing was 0.65% of agricultural land

TOBACCO TRADE

In 2020, tobacco leaf export was 16.87% of total exports and tobacco leaf import was 0.36% of total imports

In 2020, cigarettes export was 0.6% of total exports and cigarettes import was 0% of total imports

Population (2020)*	14,862,927
World Bank Classification (2020)	Lower middle income
Party to WHO FCTC	2014
WTO Member State	Not Member

*Source: World Population Prospects 2019

TOBACCO USE PREVALENCE

Among adults	Tobacco smoking (%)	Smokeless use (%)
Males	18.4	...
Females	0.5	...
Overall

Source: Most recent national survey available to WHO: 2015 ; Demographic and Health Survey

Mortality attributable to tobacco	Total for ages 25 & over
Death rate attributable to tobacco (per 100,000)	166
Proportion of deaths attributable to tobacco (%)	11

Source: IHME|GHDx, 2019 (<https://vizhub.healthdata.org/gbd-results/>)

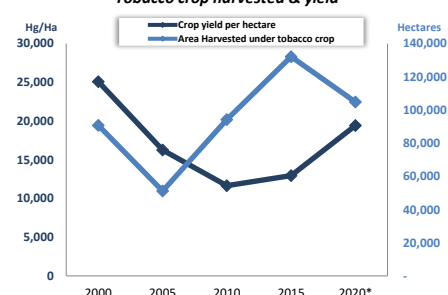
TOBACCO ECONOMY

Tobacco Production

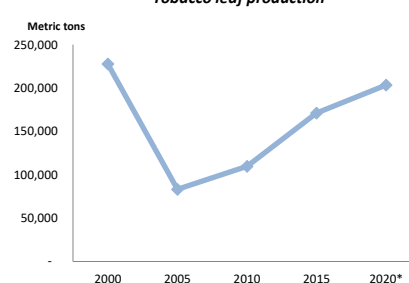
	Unit of measurement	2000	2005	2010	2015	2020*
Agricultural area	Hectares	15,060,000	16,100,000	16,320,000	16,200,000	16,200,000
Area Harvested under tobacco crop	Hectares	90,769	51,167	94,175	132,126	104,759
Land devoted to tobacco growing	% of agricultural land	0.60	0.32	0.58	0.82	0.65
Tobacco leaf production	metric tons	227,726	83,230	109,737	171,083	203,488
Crop yield per hectare	Hg/Ha	25,089	16,266	11,652	12,948	19,424
Cigarette production	sticks in millions	1,056

Crop yield - harvested production per unit of harvested area for crop products. In most of the cases yield data is obtained by dividing the production data by the data on area harvested; Hg/Ha - hectogram (100 grammes) / hectare; Agricultural area for 2017 is used as a proxy for 2018 due to data unavailability for that year.; *2020 or the most recent year of available data; Sources: <https://www.globaldata.com/>; <http://www.fao.org/>; <http://data.un.org/Data.aspx?d=ICS&f=cmlID:25010-1>

Tobacco crop harvested & yield



Tobacco leaf production



Source: Food and Agriculture Organization of the United Nations, <http://faostat.fao.org/site/377/DesktopDefault.aspx?PageID=377> ; <http://faostat.fao.org/site/567/default.aspx#ancor> AND United Nations Statistics Division, <http://data.un.org/Data.aspx?d=ICS&f=cmlID:25010-1>

Tariffs (Year: 2017)

Product groups	Average MFN*, in %	Bound tariffs**, in %
Tobacco leaf	80	150
Cigarettes	0	150

Source: Consolidated Tariff Schedules database (CTS), <http://tdf.wto.org>

* actual tariff ** maximum tariff

Non-tariff measures (NTM)

Product groups	NTM code	NTM description (By Chapter of UNCTAD NTM Classification)
Tobacco leaf	B31, F4, G9, P33, P6	B - Technical Barriers to trade; F - Price-control measures; G - Other measures; P - Export-related measures
Cigarettes	B31, G9, P33, P6	B - Technical Barriers to trade; F - Price-control measures; G - Other measures; P - Export-related measures

Source : <http://wits.worldbank.org/>

TOBACCO AGRICULTURE AND TRADE

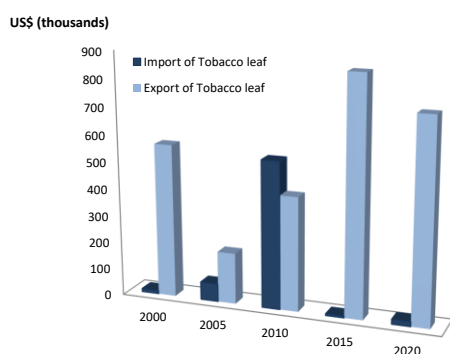
Zimbabwe

Tobacco Trade

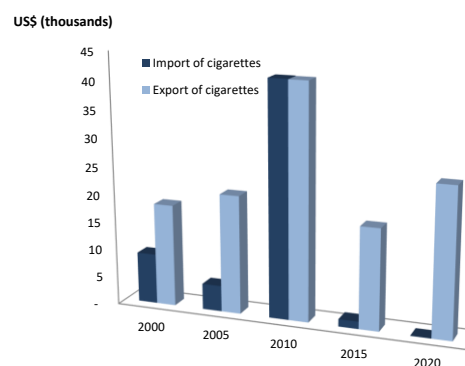
	Unit of Measurement	2000	2005	2010	2015	2020
Total GDP	1000 US\$	6,689,958	5,755,215	7,433,314	19,963,121	31,000,519
Total export by all commodities	1000 US\$	1,607,053	1,878,365	2,640,578	3,410,659	4,394,837
Export of Tobacco leaf	1000 US\$	565,532	188,540	420,000	864,954	741,384
Tobacco leaf as % of total exports	%	35.19	10.04	15.91	25.36	16.87
Export of cigarettes	1000 US\$	18,246	21,120	41,544	17,987	26,333
Cigarettes as % of total exports	%	1.14	1.12	1.57	0.53	0.60
Total import by all commodities	1000 US\$	2,016,521	2,346,151	5,337,326	6,052,863	5,047,869
Import of Tobacco leaf	1000 US\$	12,150	66,499	541,252	6,909	18,293
Tobacco leaf as % of total imports	%	0.60	2.83	10.14	0.11	0.36
Import of cigarettes	1000 US\$	8,989	4,623	41,605	1,316	68
Cigarettes as % of total imports	%	0.45	0.20	0.78	0.02	0.00

Source: UN COMTRADE (<http://comtrade.un.org/>), FAOSTat (<http://www.fao.org/faostat/>) and World Development Indicators, World Bank

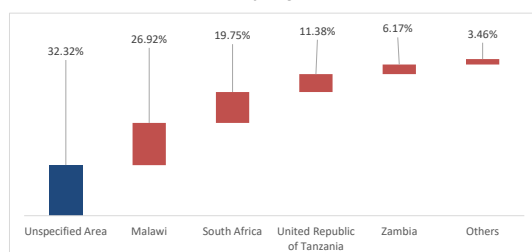
Tobacco leaf Trade



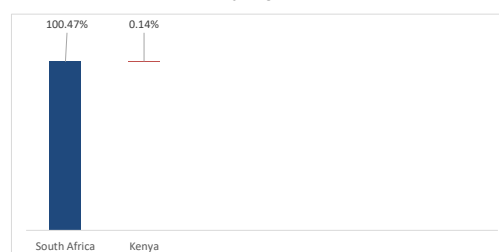
Cigarettes Trade



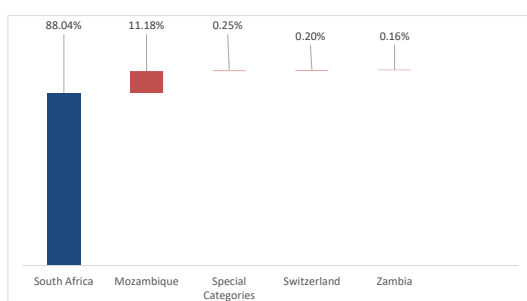
Tobacco Leaf Imports, 2020 (Countries of Origin)



Cigarettes Imports, 2020 (Countries of Origin)



Tobacco leaf Exports, 2020 (Destination Countries)



Cigarettes Exports, 2020 (Destination Countries)

