



Borno State: HeRAMS Report 2019

During the 2019 HeRAMS Assessment, 878 health facilities were assessed in 6 health care domains to find out the availability of health resources and services in the assessed health facilities. The summary below shows the status of health facilities and comparative analysis with 2018 HeRAMS assessment. Significant improvement was found in terms of functionality of the health facilities.

Health facility functionality Status (2019 & 2018 HeRAMS)

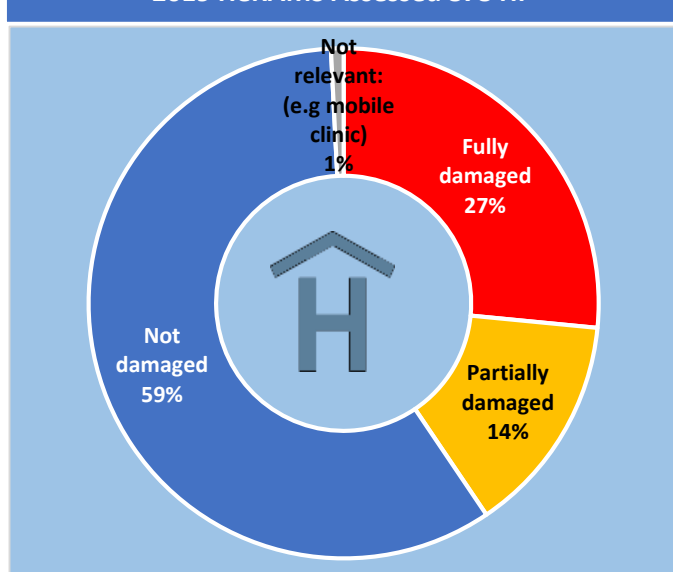
Type of Health Facility	2019					2018				
	Fully functioning n (%)	Partially Functioning n (%)	Non-Functioning n (%)	Fully Damaged n (%)	Total n (%)	Fully functioning n (%)	Partially Functioning n (%)	Non-Functioning n (%)	Fully Damaged n (%)	Total n (%)
Hospital (Tertiary)	3(100%)				3(100%)	3(100%)				3(100%)
Hospital (Secondary)	47(75%)	3(5%)	9(14%)	4(6%)	63(100%)	37(70%)	6(11%)	4(8%)	6(11%)	53(100%)
Primary Health Care Centre	120(71%)	4(2%)	27(16%)	19(11%)	170(100%)	57(67%)	7(8%)	4(5%)	17(20%)	85(100%)
Health Clinic	74(26%)	12(4%)	103(36%)	100(35%)	289(100%)	102(32%)	14(4%)	58(18%)	143(45%)	317(100%)
Health Post	81(29%)	29(10%)	64(23%)	110(39%)	284(100%)	90(31%)	57(19%)	61(21%)	86(29%)	294(100%)
IDP Camp Clinic	56(81%)	4(6%)	9(13%)		69(100%)	46(81%)	5(9%)	6(11%)		57(100%)
Other								1 (100%)		1(100%)
Grand Total	381(43%)	52(6%)	212(24%)	233(27%)	878(100%)	335(41%)	89(11%)	134(17%)	252(31%)	810(100%)

Reasons for non-functionality	Response
Insecurity	40%
Lack of staff	21%
Lack of equipment	12%
Lack of medical supplies	10%
Lack of physical access	9%
Damage of the facility	5%
Lack of finances	3%

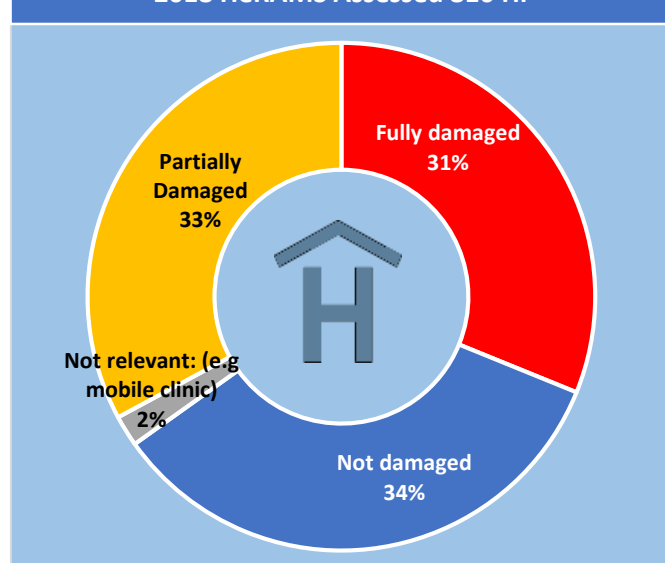
Reasons for non-functionality	Response
Physical access, insecurity, distance	33%
Lack of staff	8%
Lack of medical supplies	4%
Lack of finances	1%

Health Facility Damages Status (2019 vs 2018)

2019 HeRAMS Assessed 878 HF

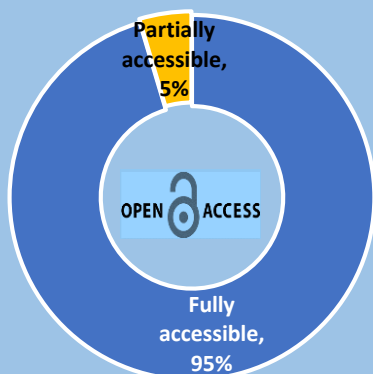


2018 HeRAMS Assessed 810 HF



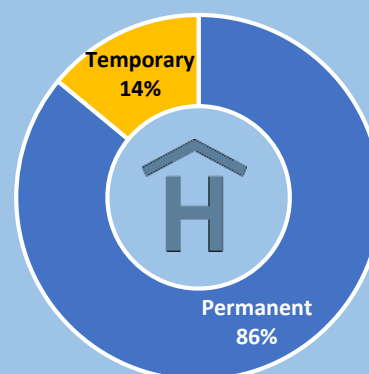
Not Damaged Partially Damaged Fully damaged Not Relevant (e.g. mobile clinic)

Accessibility to patient in the catchment area



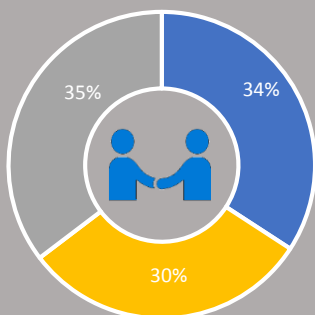
Main Reasons for Inaccessibility are Physical Barriers (59%) and Insecurity (41%)

Status of HF Building Structure (Modality)



*Fully and Partially Functional HFs = 433 (49%)

Partners Support 35 Partners supporting in 301 HFs

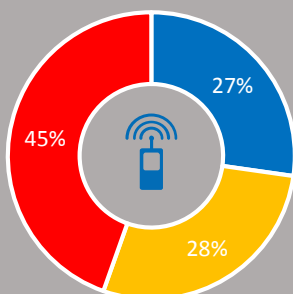


Major support (n=148)

Partial support (n=153)

No support (n=132)

Communication Equipment



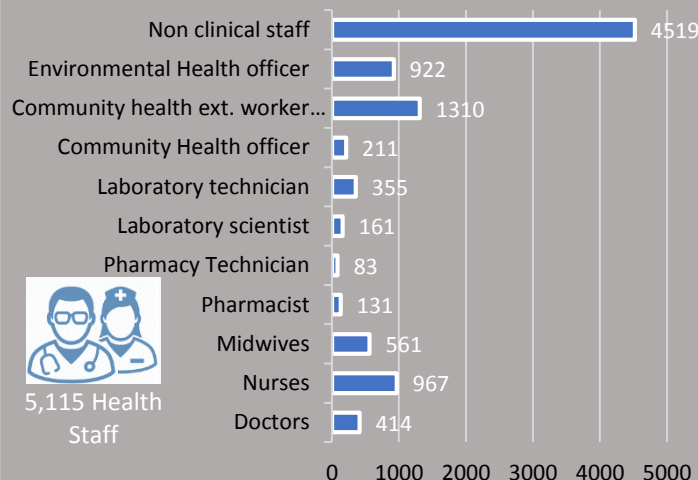
Available and sufficient (n=118)

Available but insufficient (n=122)

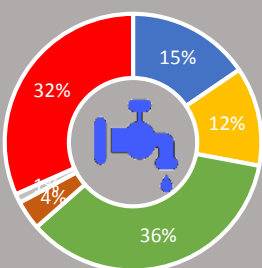
Not available (n=193)

Human Resource Availability

*fully or partially functional HFs = 433 (49%)



Source of clean water



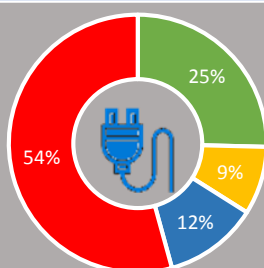
Mobile water supply (n=67)

Piped Supply Network (n=54)

Unprotected well (n=16)

No access to water (n=137)

Source of power supply



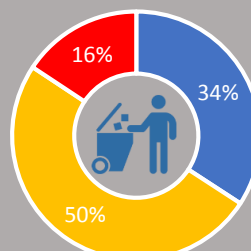
Public electricity (n=110)

Generator (n=37)

Solar (n=51)

No power source (n=235)

Safe waste disposal & management

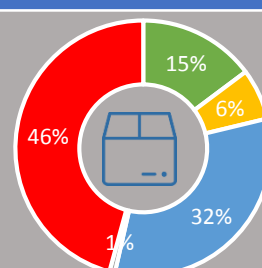


Available and sufficient (n=148)

Available but insufficient (n=217)

Not available (n=68)

Cold Chain power supply



Public electricity (n=64)

Generator (n=28)

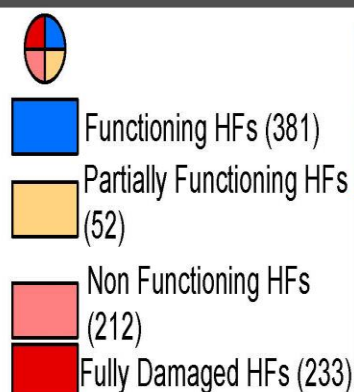
Solar (n=140)

Other (3)

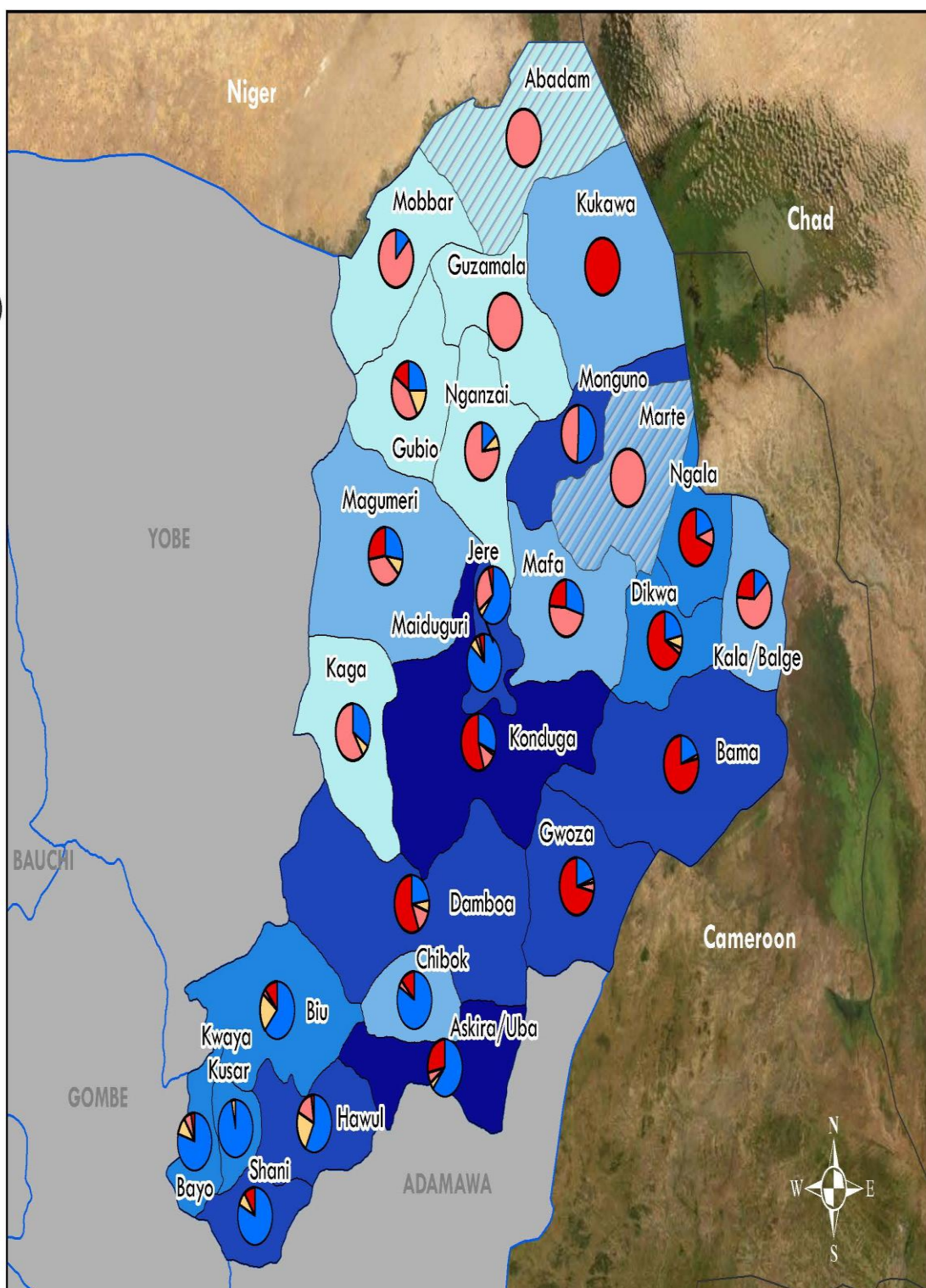
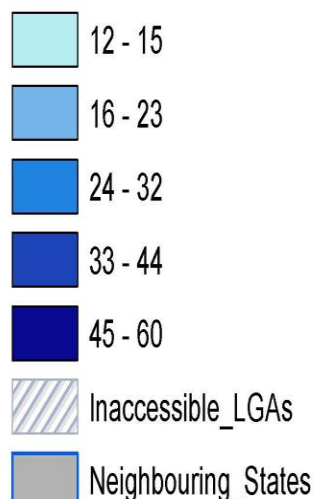
No power source (n=198)

Not Damaged Partially Damaged Fully damaged Not Relevant (e.g. mobile clinic)

Borno State, Nigeria - Status of Functional and Damaged Health Facilities, HeRAMS, October 2019



No. of HFs by LGA



Data Source: World Health Organization, Ministry of Health, HeRAMS 2019

Map Production: 13 Nov 2019

WHO Health Emergencies Programme

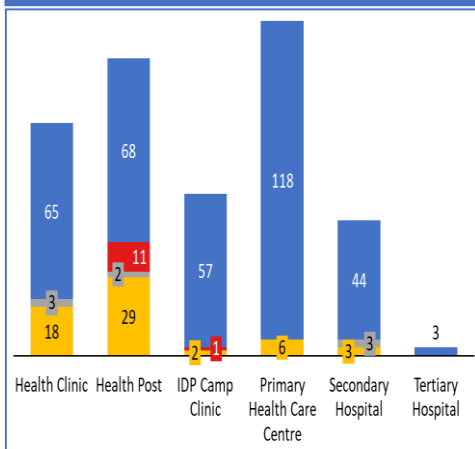


© World Health Organization 2019. All rights reserved.

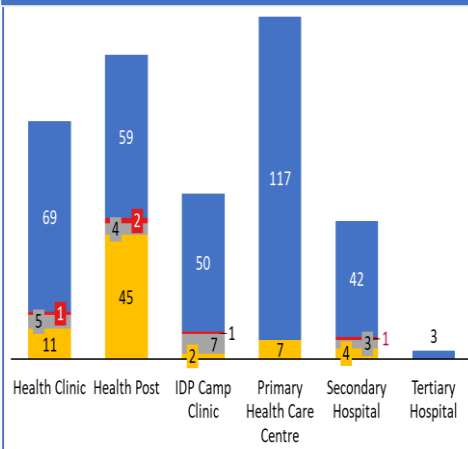
The boundaries and names shown and the designations used on this map do not imply the expression of any opinion whatsoever on the part of the World Health Organization concerning the legal status of any country, territory, city or area or of its authorities, or concerning the delimitation of its frontiers or boundaries. Dotted and dashed lines on maps represent approximate border lines for which there may not yet be full agreement.

General Clinical Services and Trauma Care

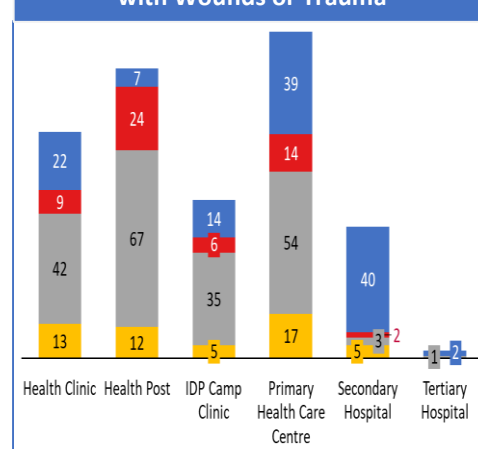
Outpatient Services



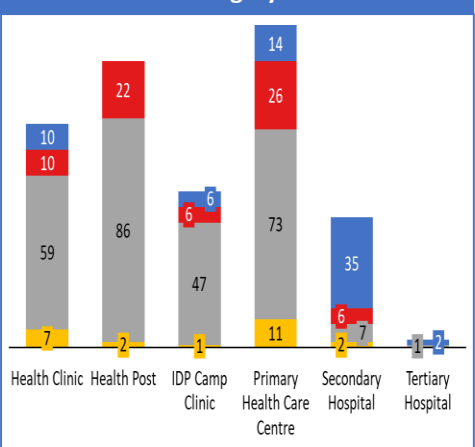
Primary Injury Care



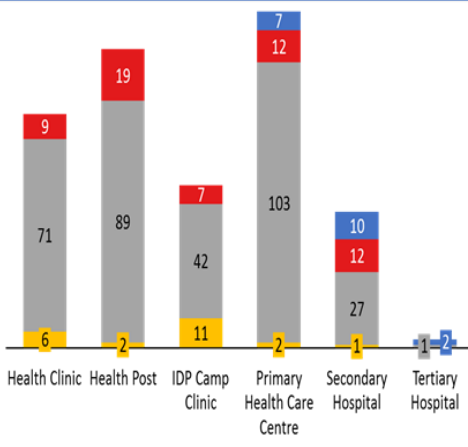
Post-Surgery Rehabilitation of People with Wounds or Trauma



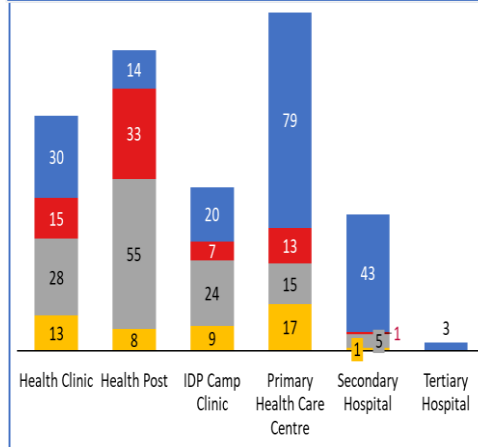
Trauma & Surgical Care, and Elective Surgery



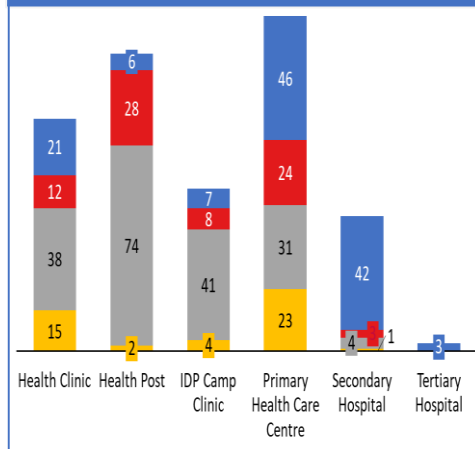
Intensive Care Unit



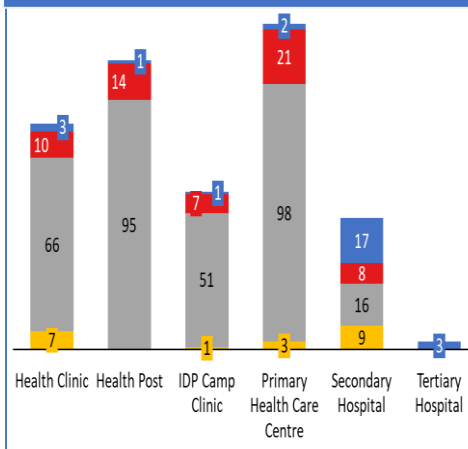
Inpatient Capacity



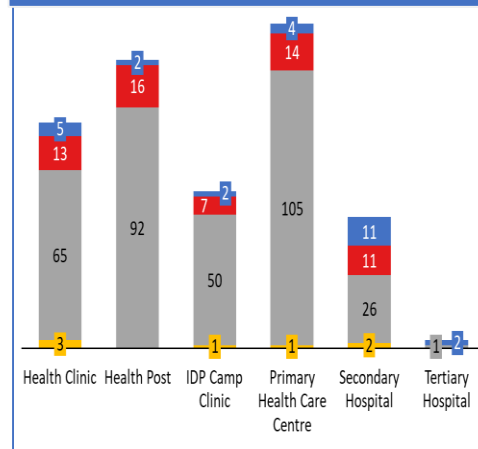
Basic Laboratory Services



Basic Imaging Services



Blood Bank Service

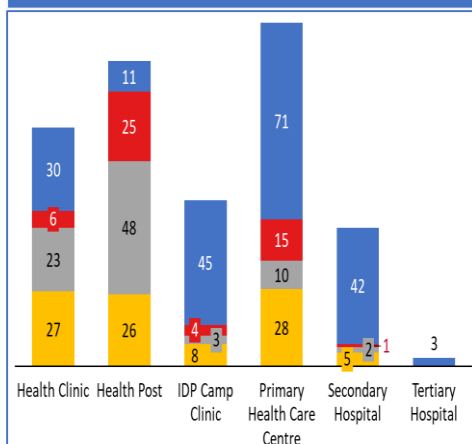


Top 3 Reasons for Lack of Availability

- Lack of health staff
- Lack of medical supplies (drugs and consumables)
- Lack of medical equipment (incl. logistic, fuel, vehicles)

■ Fully available ■ Not available ■ Not normally provided ■ Partially available

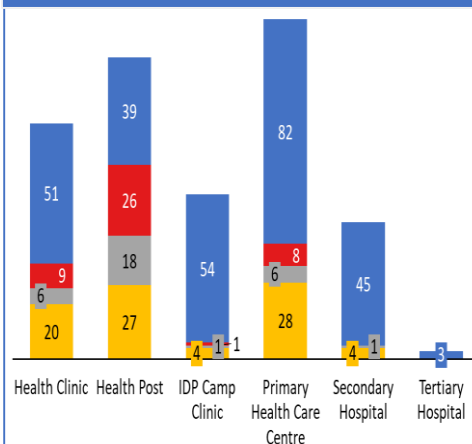
Pharmacy of Essential Drugs



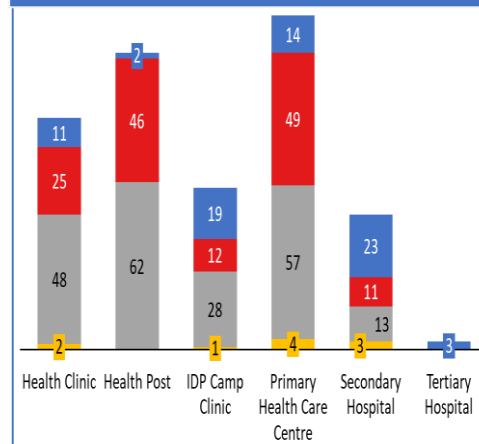
Top 3 Reasons for Lack of Availability

Lack of health staff
Lack of medical supplies (drugs and consumables)
Lack of medical equipment (incl. logistic, fuel, vehicles)

Referral Capacity

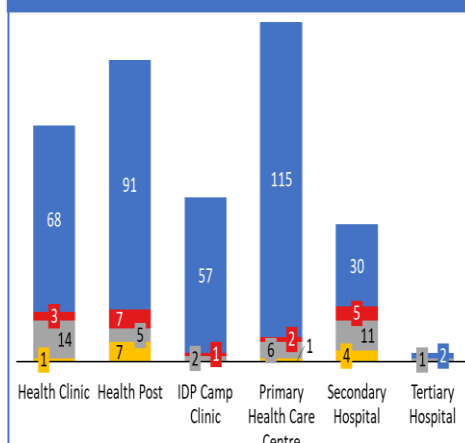


Ambulance Service

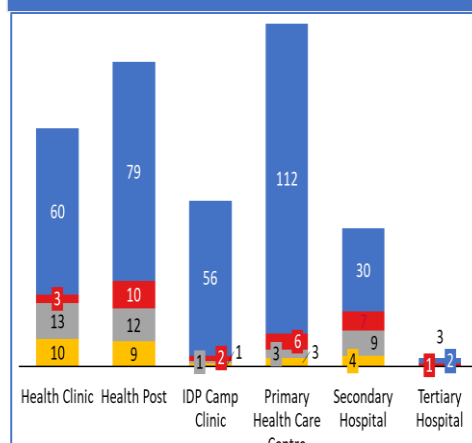


Child Health and Nutrition

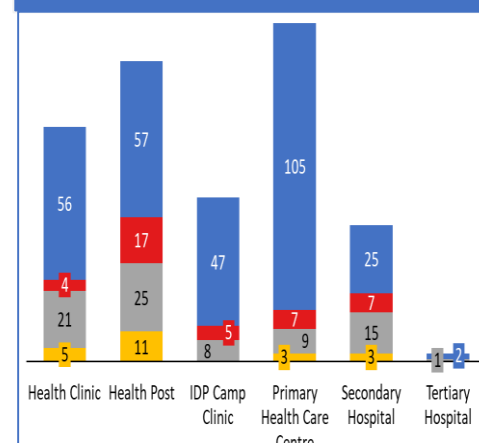
EPI



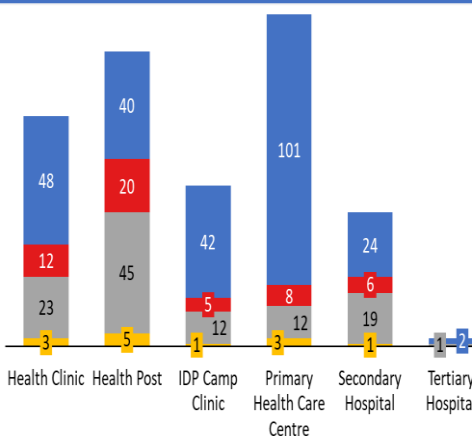
Vitamin A: Supplementation



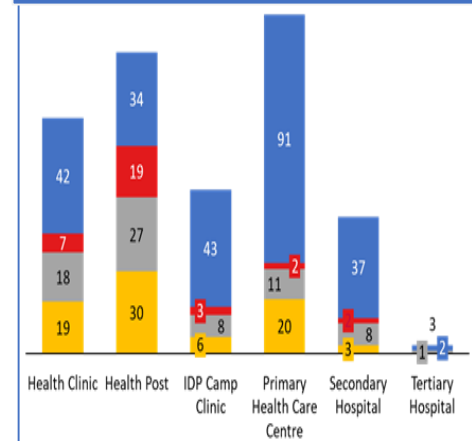
Screening of Acute Malnutrition



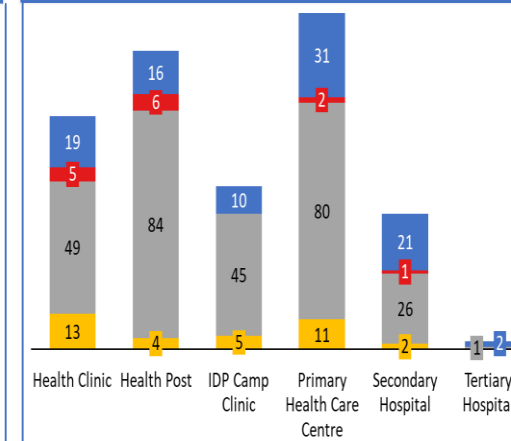
Outpatient Treatment of Severe Acute Malnutrition Without Medical Complication



Basic Child Care (IMCI*)



Management of Children (Including Sick Neonates) Suffering from Severe and very Severe Illness



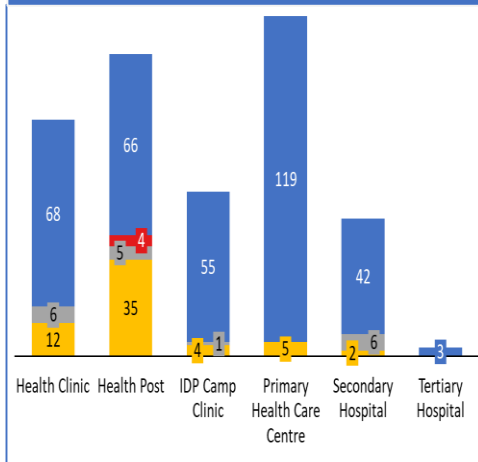
Top 3 Reasons for Lack of Availability

Lack of health staff
Lack of medical supplies (drugs and consumables)
Lack of training of health staff

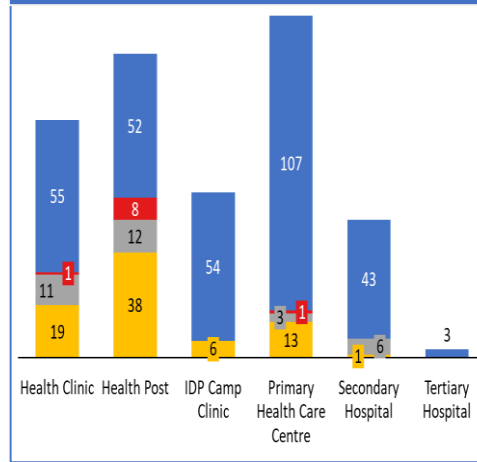
■ Fully available ■ Not available ■ Not normally provided ■ Partially available

Communicable Diseases

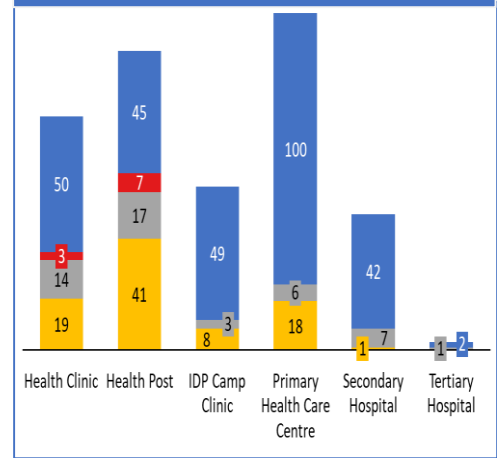
Diagnosis and Treatment of Malaria



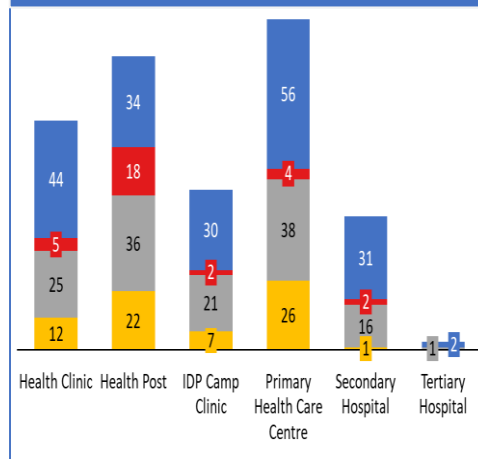
Diagnosis and Treatment of Measles



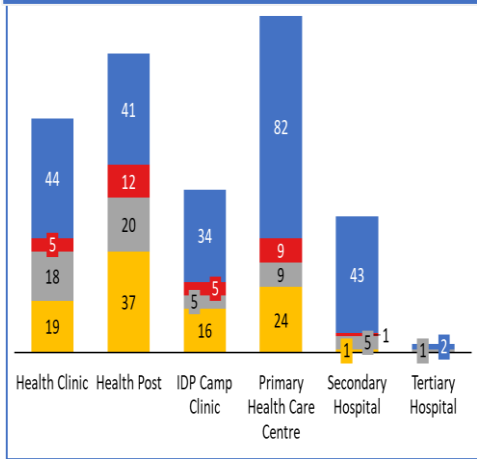
Diagnosis and Treatment of Pneumonia and Minor Chest Infections



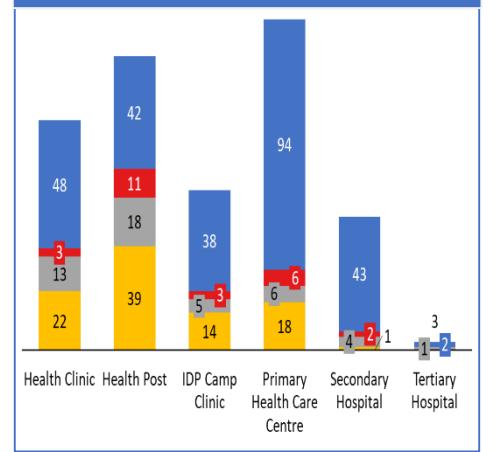
Diagnosis and Treatment of Skin Diseases



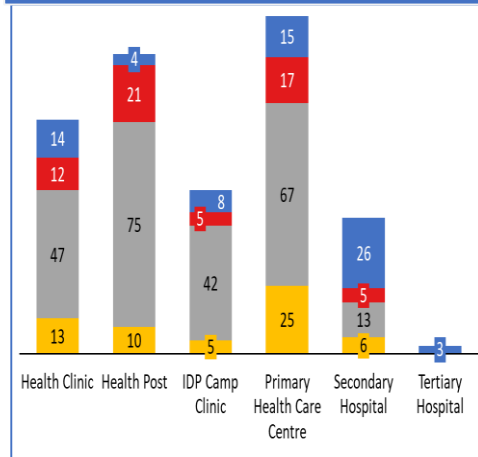
Diagnosis and Treatment of Cholera



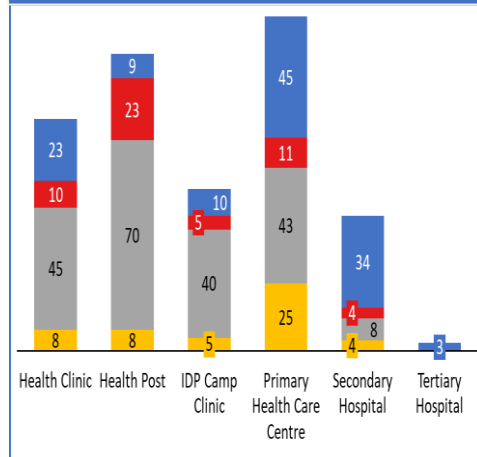
Diagnosis and Treatment of Acute Bloody Diarrhoea



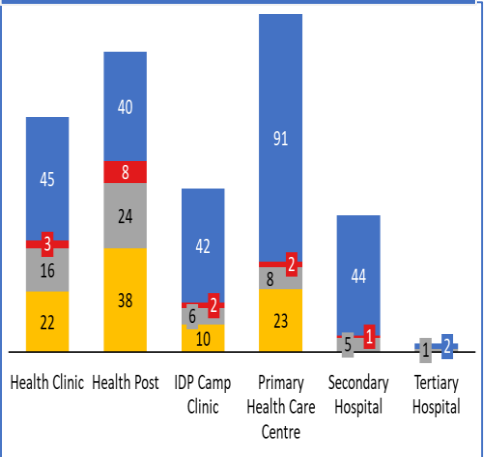
Diagnosis and Treatment of Viral Hepatitis B&C



Diagnosis and Treatment of TB



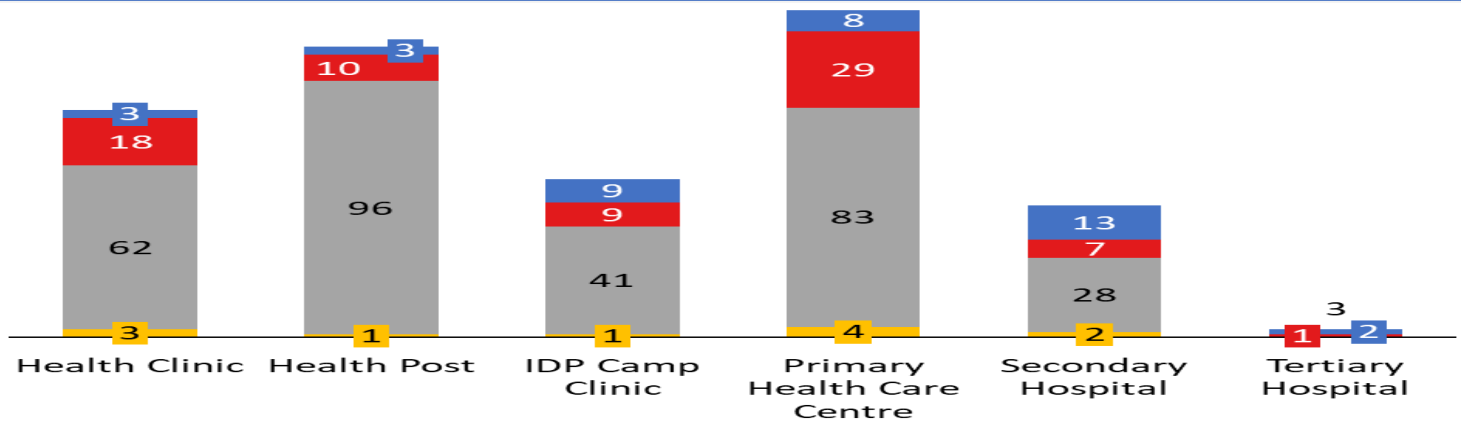
Diagnosis and Treatment of Typhoid



Top 3 Reasons for Lack of Availability
 Lack of medical supplies (drugs and consumables)
 Lack of health staff
 Lack of medical equipment (incl. logistic, fuel, vehicles)

■ Fully available ■ Not available ■ Not normally provided ■ Partially available

Isolation Unit/Room

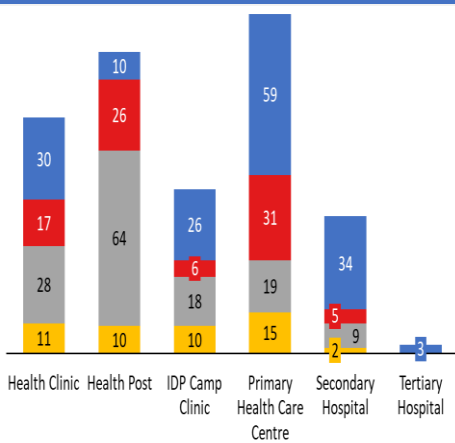


Top 3 Reasons for Lack of Availability

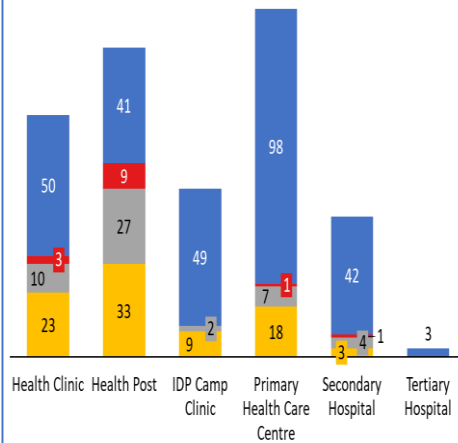
- Lack of medical supplies (drugs and consumables)
- Lack of health staff
- Lack of medical equipment (incl. logistic, fuel, vehicles)

STI and HIV/AIDS

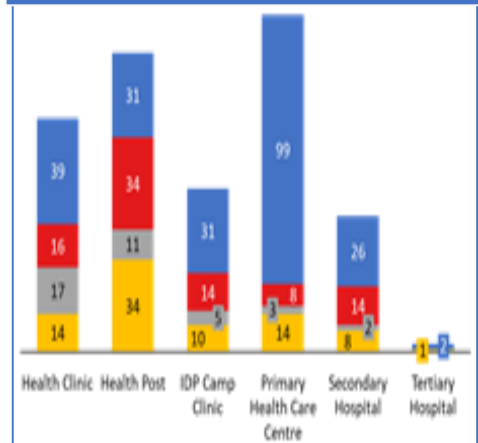
Syndromic management of sexually transmitted infections



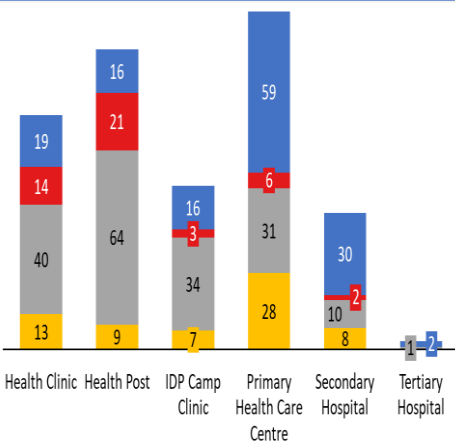
Standard Precautions



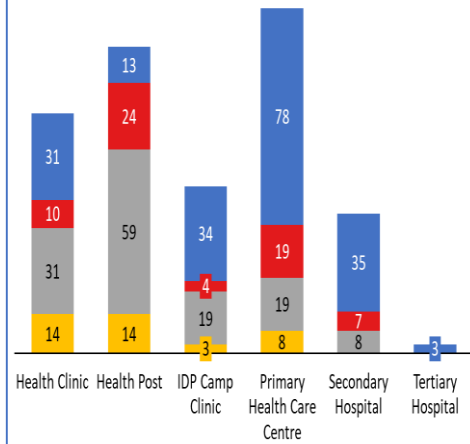
Availability of Free Condoms



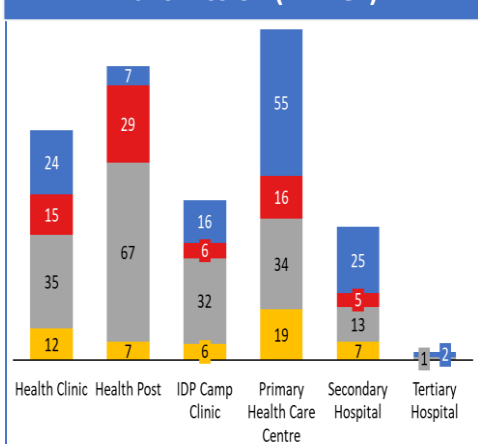
Prophylaxis and Treatment of Opportunistic Infections



HIV Counselling and Testing



Prevention of Mother-to-Child HIV Transmission (PMTCT)



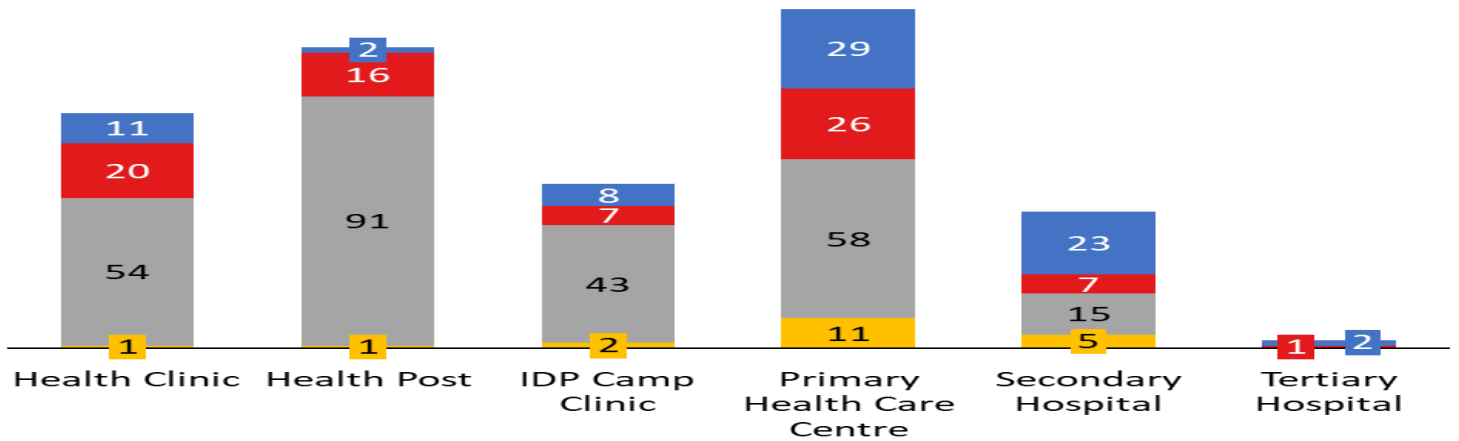
Top 3 Reasons for Lack of Availability

- Lack of medical supplies (drugs and consumables)
- Lack of health staff
- Lack of training of health staff

■ Fully available ■ Not available ■ Not normally provided ■ Partially available



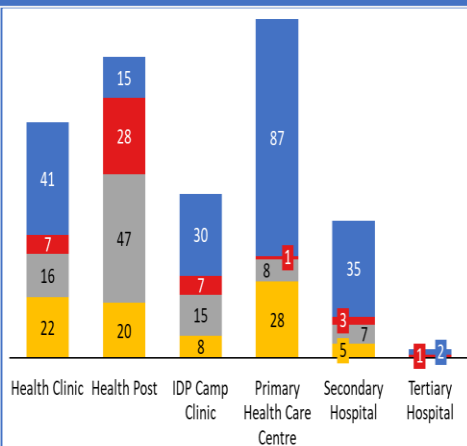
Antiretroviral Treatment (ARV)



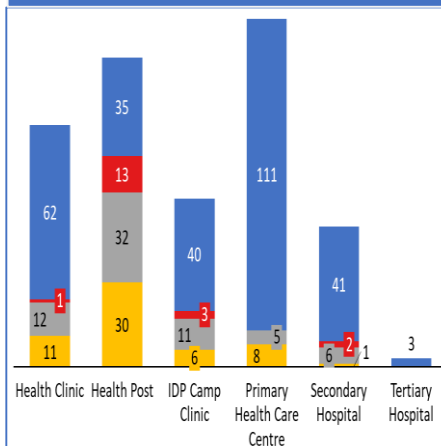
Top 3 Reasons for Lack of Availability
 Lack of medical supplies (drugs and consumables)
 Lack of health staff
 Lack of training of health staff

Maternal and Newborn Health

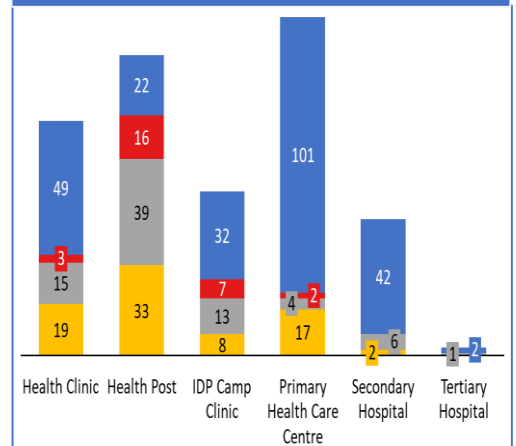
Family planning



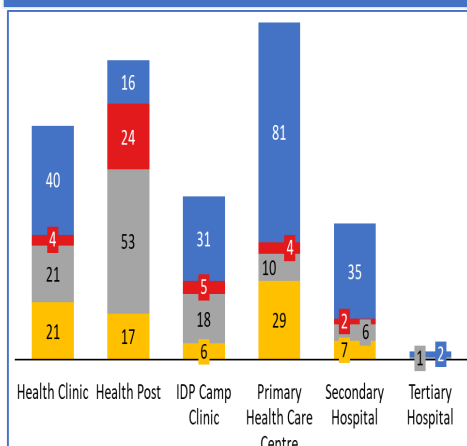
Antenatal Care



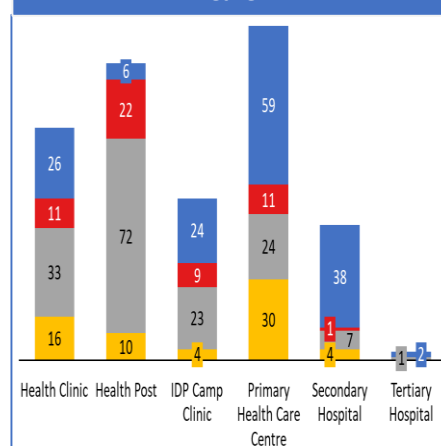
Normal Delivery



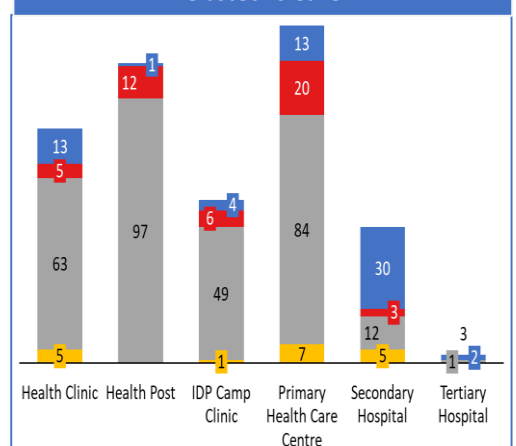
Essential New-Born



BEmOC: Basic Emergency Obstetric Care



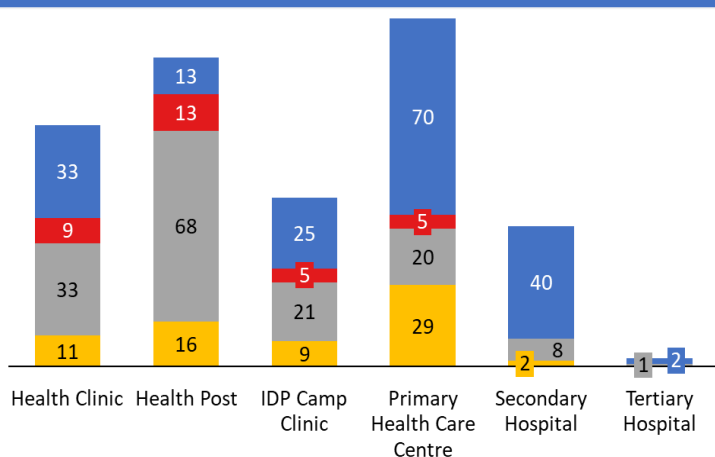
CEmOC: Comprehensive Emergency Obstetric Care



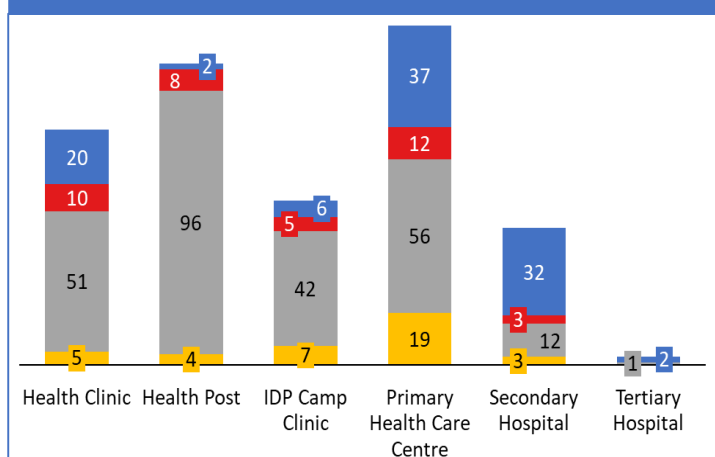
Top 3 Reasons for Lack of Availability
 Lack of health staff
 Lack of medical supplies (drugs and consumables)
 Lack of training of health staff

■ Fully available ■ Not available ■ Not normally provided ■ Partially available

Post-Partum Care

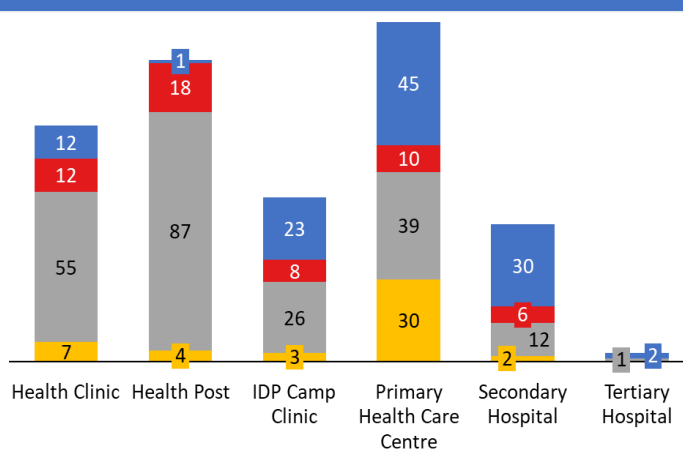


Comprehensive Abortion Care

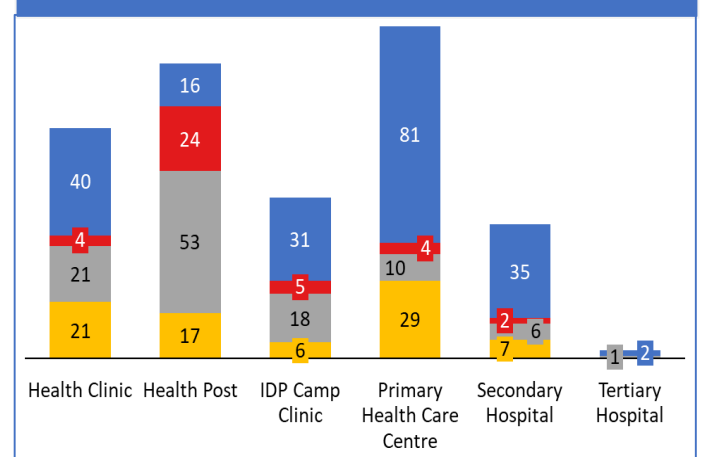


Sexual Violence

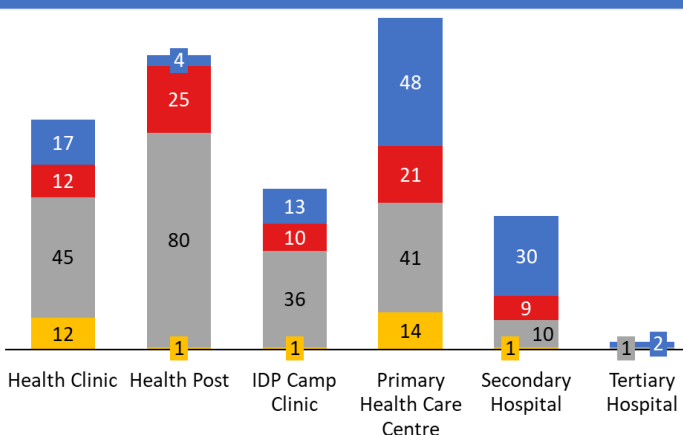
Clinical Management of Physical Injuries of Rape Victims



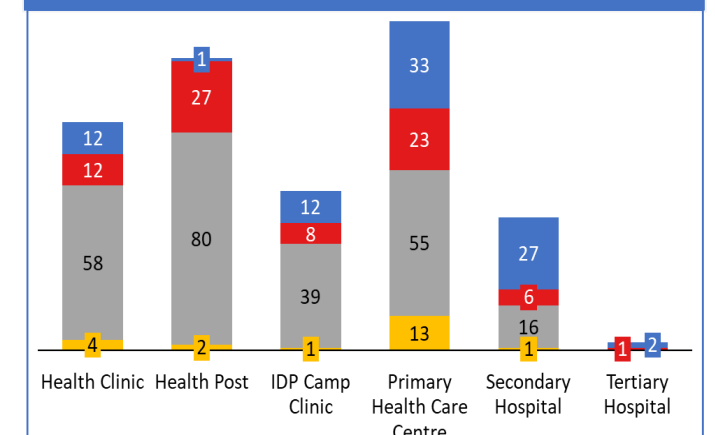
Psychological follow-up* of victims of Rape



PEP: Post-Exposure Prophylaxis



Emergency Contraception



Top 3 Reasons for Lack of Availability

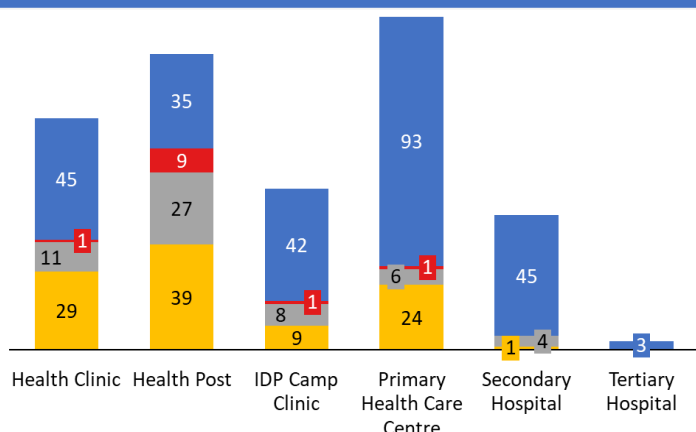
- Lack of training of health staff
- Lack of medical supplies (drugs and consumables)
- Lack of health staff

■ Fully available ■ Not available ■ Not normally provided ■ Partially available

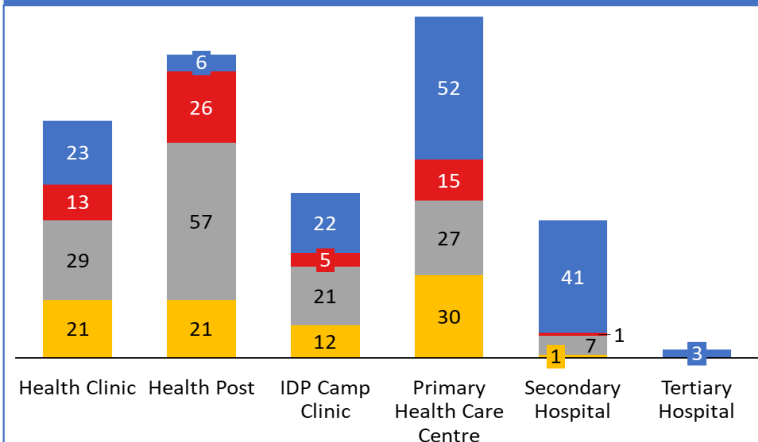


Non-Communicable Diseases and Mental Health

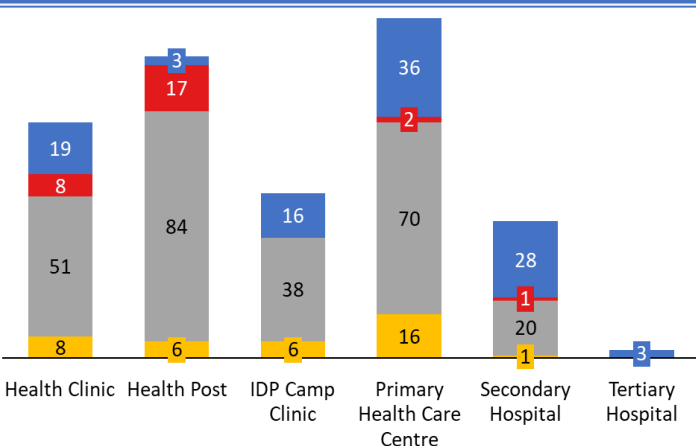
Treatment of High Blood Pressure and Cardiovascular Diseases



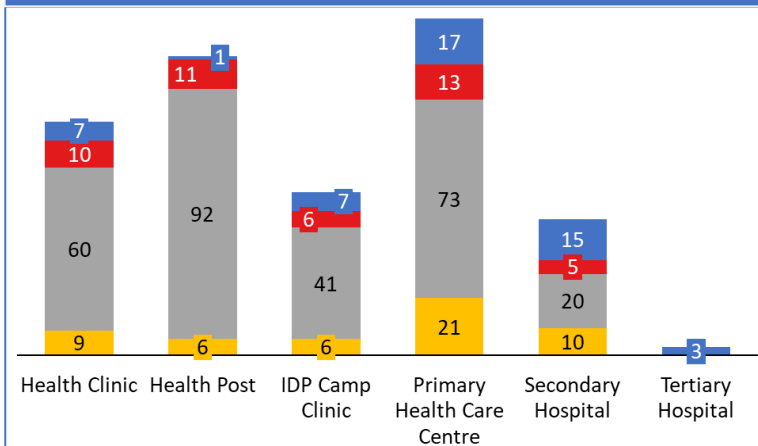
Treatment of Diabetes



Treatment of Chronic Respiratory Conditions



Mental Health Care

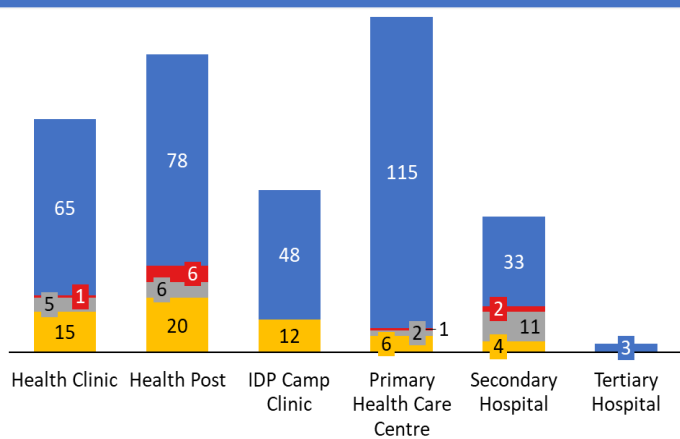


Top 3 Reasons for Lack of Availability

- Lack of medical supplies (drugs and consumables)
- Lack of health staff
- Lack of training of health staff

Health Information

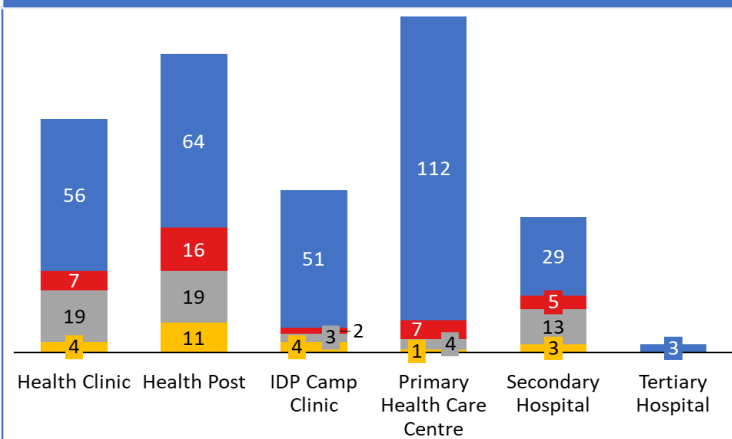
Health Records: OPD, IPD, ANC, Deliveries, Laboratory Registers, IDSR 002 & 003 Forms, Immunization Register)



Top 3 Reasons for Lack of Availability

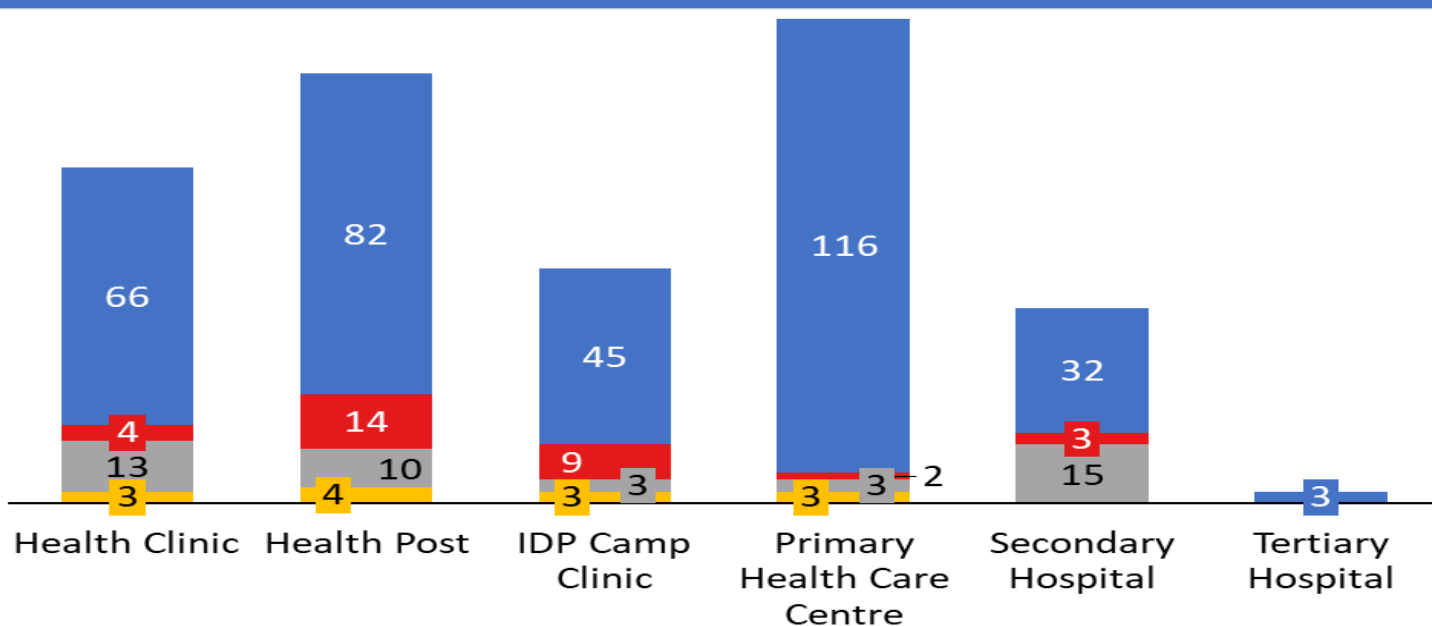
- Lack of health staff
- Lack of medical supplies (drugs and consumables)
- Lack of medical equipment (incl. logistic, fuel, vehicles)

Does the Facility Report to the IDSR Data?

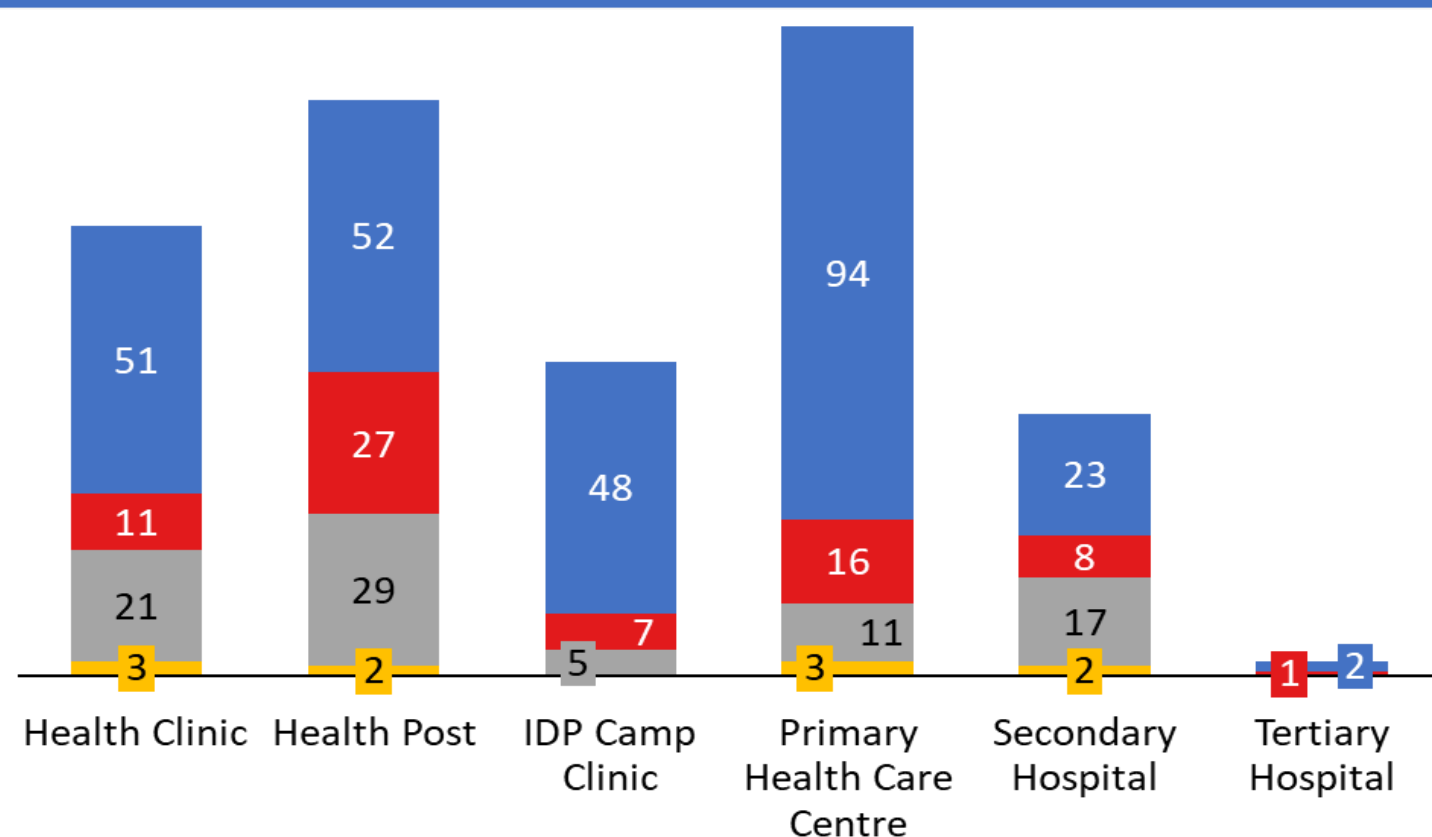


■ Fully available ■ Not available ■ Not normally provided ■ Partially available

Does the Facility Report to the NHMIS Data?



Does the Facility Report to the EWARS Data?



Top 3 Reasons for Lack of Availability

- Lack of health staff
- Lack of medical supplies (drugs and consumables)
- Lack of medical equipment (incl. logistic, fuel, vehicles)

■ Fully available ■ Not available ■ Not normally provided ■ Partially available