



HeRAMS | Impact of conflict on health systems

MAY 2026

6x

In conflict zones, health facilities are 6 times more likely to be non-operational.

1 : 4

In conflict zones, almost 1 in 4 health facilities is directly impacted by the conflict.

45%

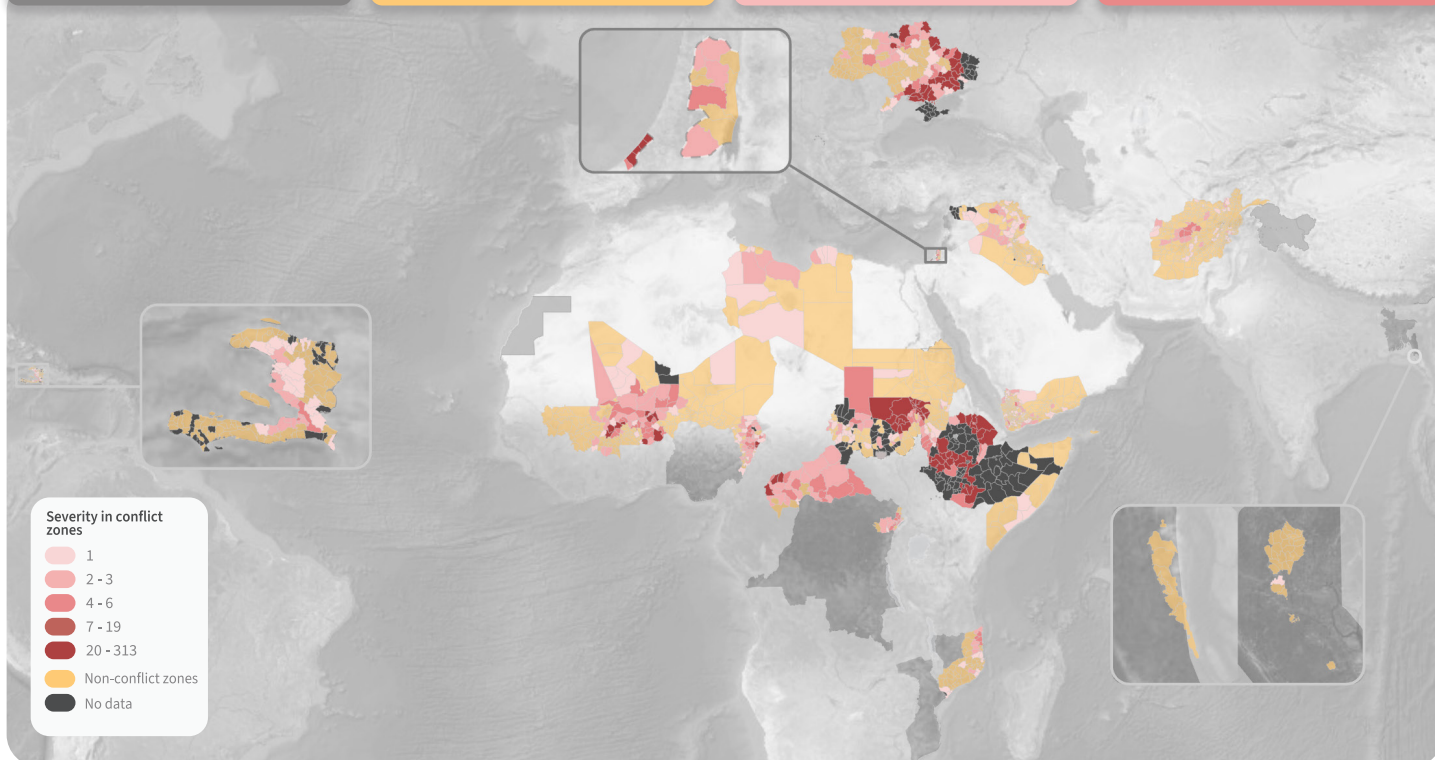
Direct impact of conflicts on health facilities results in complete disruption of services in 45% of the cases.

Health facilities monitored overall **55 173**

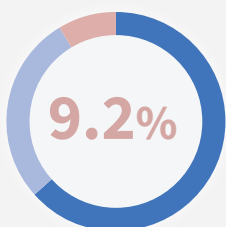
Health facilities monitored in non-conflict zones **28 672**

Health facilities monitored in conflict zones **26 501**

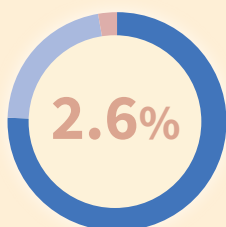
Health facilities directly impacted by conflict **7429**



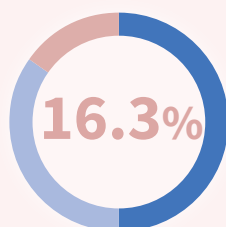
ALL ZONES



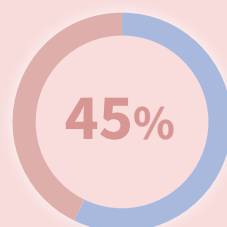
NON-CONFLICT ZONES



CONFLICT-AFFECTED ZONES



DIRECT IMPACT OF CONFLICTS



● Operational ● Partially operational ● Non-operational

This analysis is based on 55 173 health facilities from 19 countries: Afghanistan, Burkina Faso, Bangladesh (Cox's Bazar), Central African Republic, Democratic Republic of the Congo (Ituri), Ethiopia, Haiti, Iraq, Libya, Mali, Mozambique (Northeast), Niger, Nigeria (Northeast), occupied Palestinian territory, Sudan, Somalia, Syrian Arab Republic (Northeast), Ukraine, and Yemen.

This analysis was produced based on the information reported into HeRAMS up to 06 May 2026 and while the deployment of HeRAMS, including data verification and validation, continue. Hence, this analysis is not final and is produced solely for the purposes of informing operations.

The designations employed and the presentation of the material in this report do not imply the expression of any opinion whatsoever on the part of WHO concerning the legal status of any country, territory, city, or area or of its authorities, or concerning the delimitation of its frontiers or boundaries. Dotted lines on maps represent approximate border lines for which there may not yet be full agreement.



Data source: HeRAMS data
Data accessed on: 06 May 2026
Date report created: 12 May 2026
Contact: herams@who.int

