



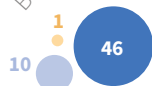
Georgia 2023

HEALTH SYSTEM OVERVIEW*

OPERATIONAL STATUS



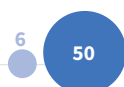
Building condition



Equipment condition



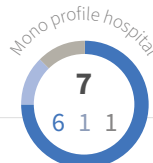
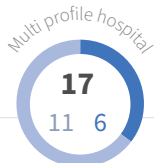
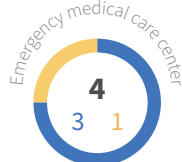
Functionality



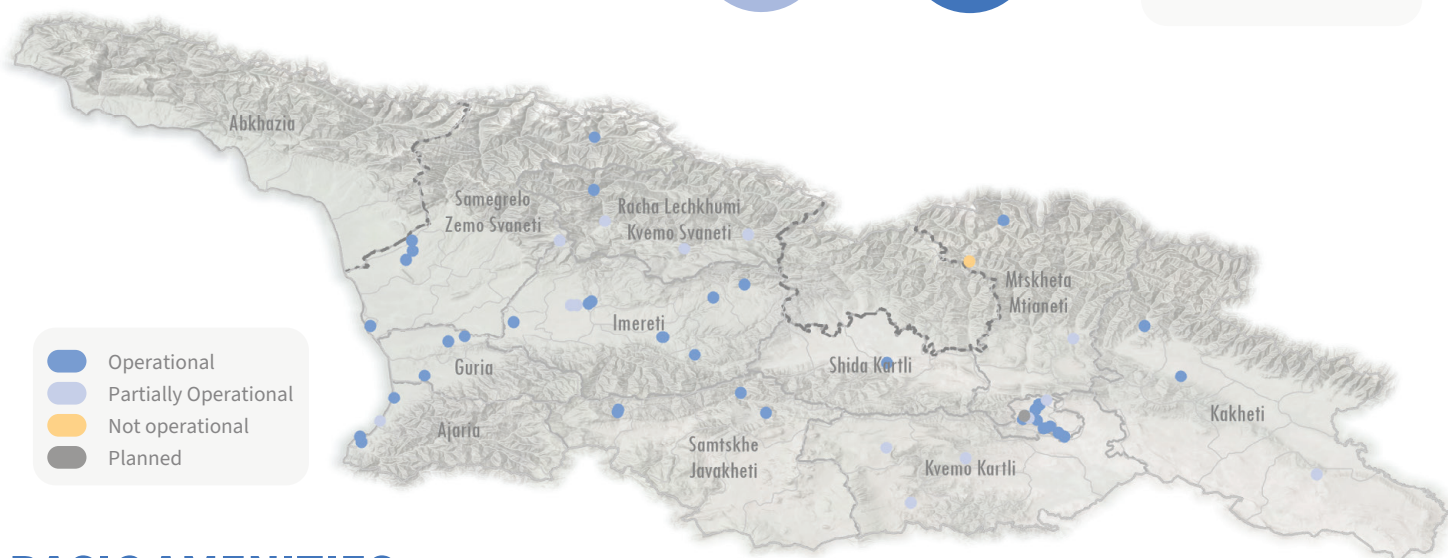
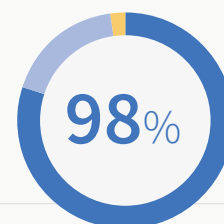
Accessibility



Health facility by type



“Only **1 (2%)** out of **57** of Health Service Delivery Unit (HSDU) is not operational”



BASIC AMENITIES

Out of 56 partially and fully operational health facilities



5% do not have sufficient **water**



13% do not have sufficient functioning **sanitation facilities**



4% do not have sufficient functioning **hand-hygiene facilities**

● Available ● Partially available ● Not available

Water Main water sources*

Piped Supply Network	90%
Tube well/ borehole	5%
Tanker truck	5%

Sanitation facilities types*

Flush/pour flush to piped sewer system or septic tank	96%
Covered Pit latrine or VIP latrine	2%
Flush toilet without water	2%

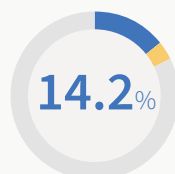
*this excludes HSDUs for water/sanitation facilities are not available.

Out of 56 operational HSDUs

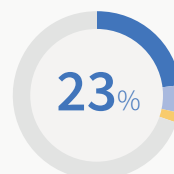
Health Electronic Report (HER)



Remote consultations telemedicine



Readiness of epidemic and emergency situations

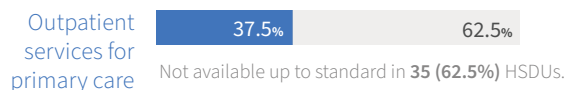
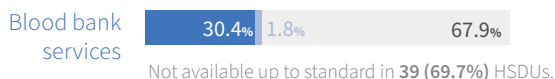
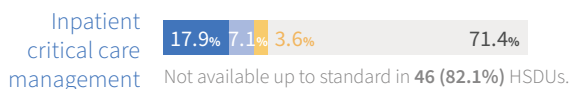
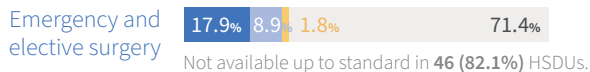
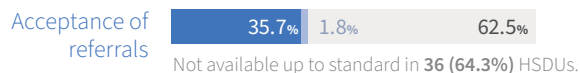
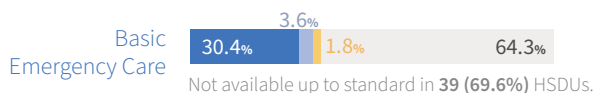


* Infographic describes the data on the state-owned health facilities representing 14% of the entire healthcare sector.

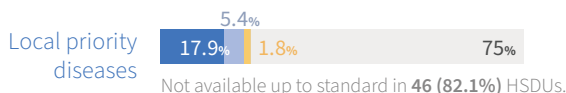
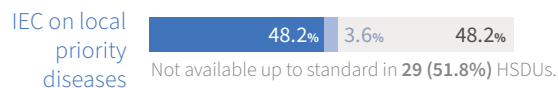
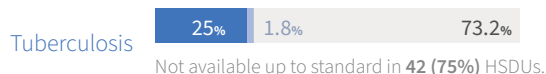
ESSENTIAL HEALTH SERVICES



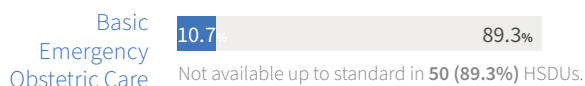
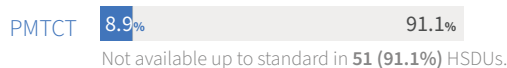
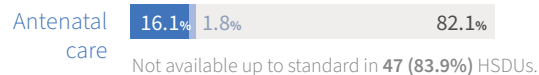
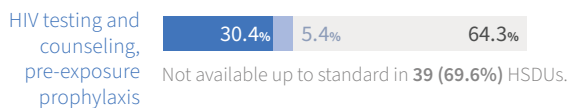
General Clinical And Emergency Care Services Out of 56 operational HSDUs



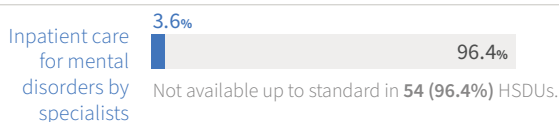
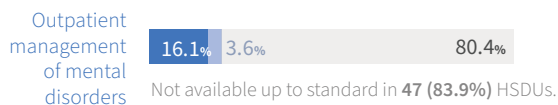
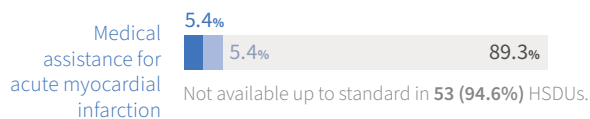
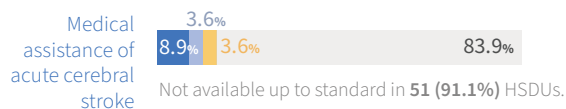
Communicable Diseases Out of 56 operational HSDUs



Sexual And Reproductive Health Out of 56 operational HSDUs



Noncommunicable Diseases (Ncds) Out of 56 operational HSDUs



Available

Not available

Partially available

Not normally provided

Lack of staff

Lack of training

Lack of supplies

Lack of equipment

Lack of financial resources

This analysis was produced based on the data collected up to August 31st, 2023 and while the deployment of HeRAMS, including data verification and validation, continue. Hence, this analysis is not final and is produced solely for the purposes of informing operations. Caution must be taken when interpreting all data presented. Differences between information products published by WHO, national public health authorities, and other sources using different inclusion criteria and different data cut-off times are to be operational. While steps are taken to ensure accuracy and reliability, all data are subject to continuous verification and change.

The designations employed and the presentation of the material in this report do not imply the expression of any opinion whatsoever on the part of WHO concerning the legal status of any country, territory, city, or area or of its authorities, or concerning the delimitation of its frontiers or boundaries. Dotted lines on maps represent approximate border lines for which there may not yet be full agreement.

Data source: HeRAMS Georgia - Date data: August 31st, 2023 Date created: 27-12-2023 - Contact: herams@who.int



თქვენი ჯანდაცვის სისტემა უკეთესად
დაგეგმილად, პრობლემის, პაციენტისა და
სტრუქტურული ღირებულების სისტემით



World Health Organization



HeRAMS
Health Resources and Services
Availability Monitoring System



USAID
FROM THE AMERICAN PEOPLE