

Understanding Communities of Deep Disadvantage

Preliminary research on a new project

H. Luke Shaefer, University of Michigan

Kathryn Edin and Timothy Nelson, Princeton University

Thanks to the Robert Wood Johnson Foundation for financial support and in fact making the project happen

Project Overview

- “Iterative” Mixed-Methods Exploration of Deep Disadvantage Across the U.S.
 - Quantitative: Develop a Multi-Dimensional Index of Deep Disadvantage to identify the most vulnerable communities in the United States across multiple dimensions
 - Qualitative: Embed researchers in some of these communities to collect deep ethnographic data

*The primary purpose of this project is to paint a **vivid portrait of the conditions and social and physical environment in a number of the nation’s most vulnerable communities**, to uncover contextual factors that may drive disparities, and assess the extent to which these factors serve as facilitators or barriers to wellbeing.*

Goal: Define and predict community-level disadvantage

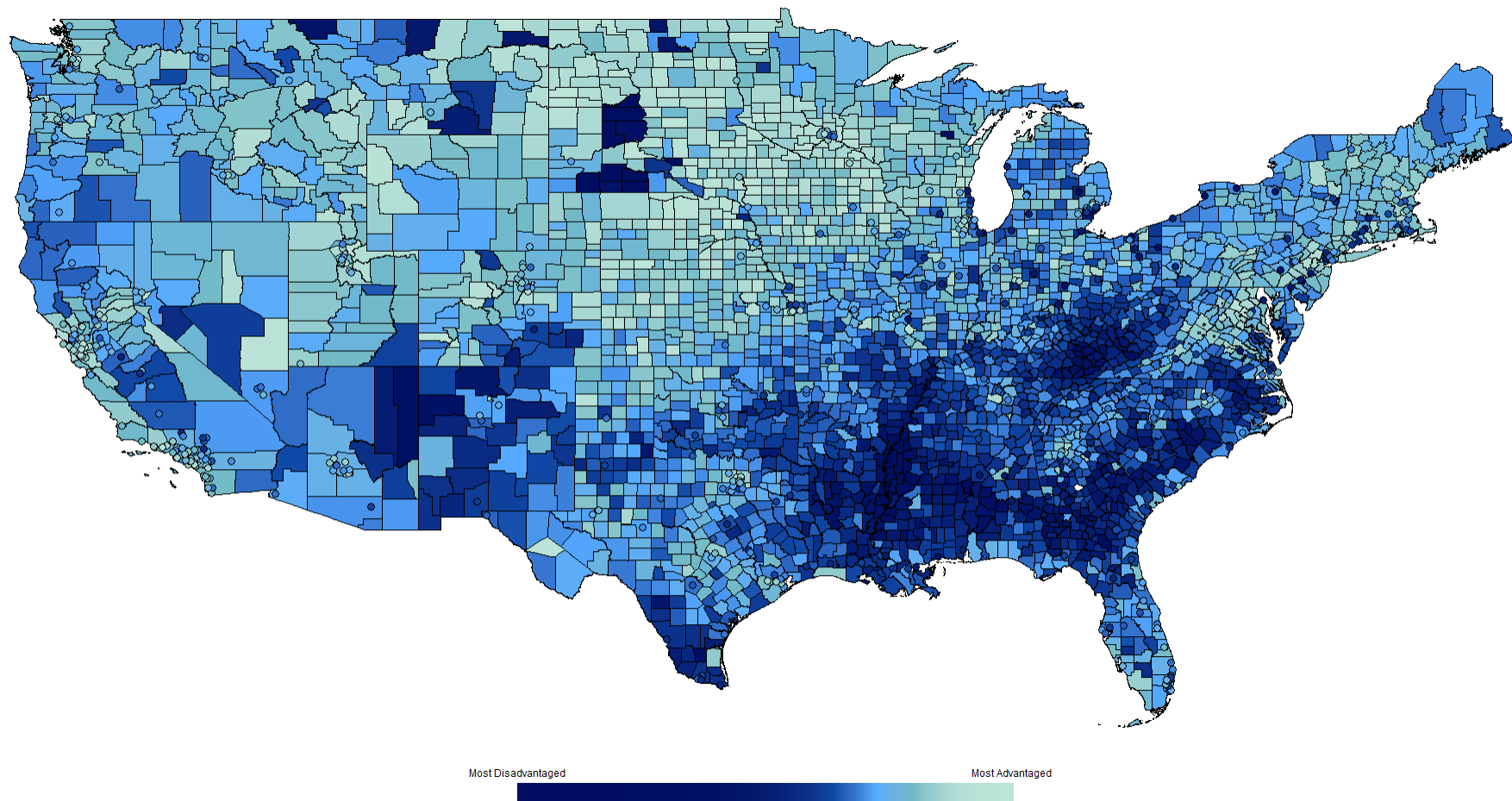
Approach: Rank communities based on multiple dimensions

- Different metrics capture different dimensions of disadvantage, and also have different strengths and weaknesses
- Used together they can buffer each other against the weaknesses that any one measure has, and if they paint a consistent picture, it strengthens our confidence
- Together they can paint a more holistic picture of disadvantage than any single one can alone
- This can save us from arguing endlessly over one metric. We use lots of data, and can be flexible!

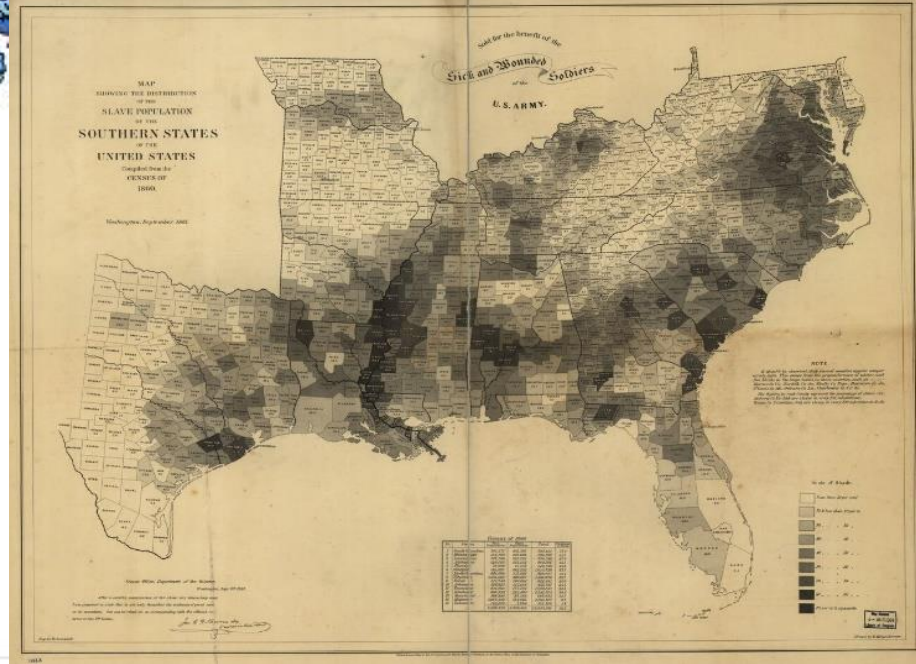
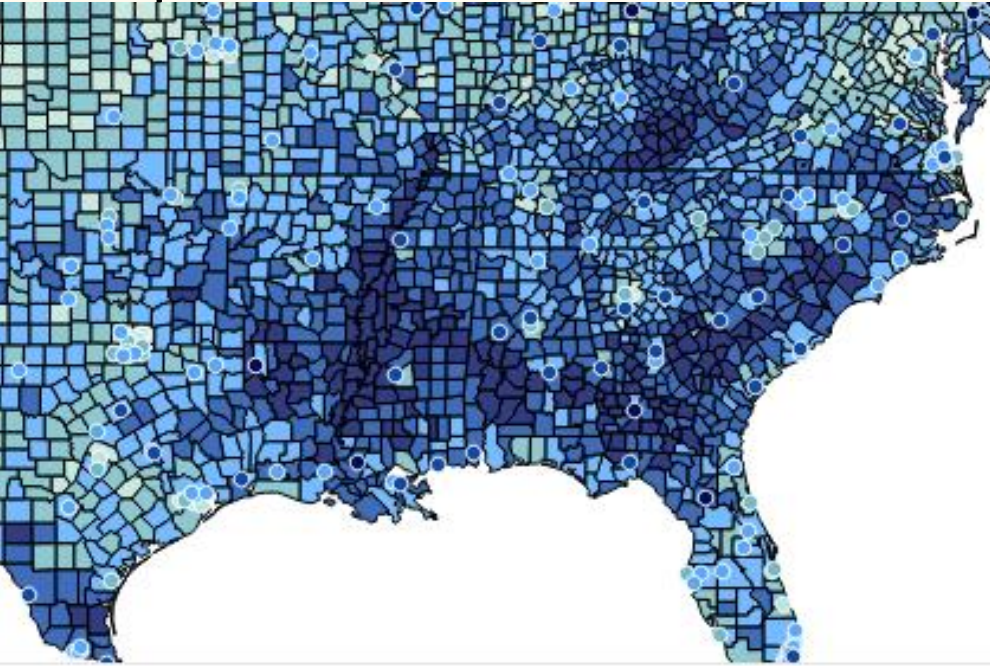
Principal Component Analysis: Features of Communities

Feature	Data Source	
Percent below income poverty	American Community Survey (ACS)	Resources
Percent below deep income poverty	ACS	
Life expectancy	The Institute for Health Metrics and Evaluation (IHME)	Health
Percent of births that are low birth weight	Robert Wood Johnson County Health Rankings (RWJ)	
Average income rank of those growing up low-income	Equality of Opportunity Project	Mobility

Disadvantage across the United States



Deep disadvantage is not a-historical, rather connected to histories of exploitation





Marion County Building Department
Building Permit
Applicant: KATHI BELL MOODY
Site Address: 7708 MAIN ST. SEELERS
Permit #: B-17-000252
Description: RENOVATIONS
Effective: 02/27/2017
Approved by:
Marion County Building Official
DATE: 02/27/2017
BY: [Signature]



Low-income, rural communities in an era of climate change

- Communities in the southeastern United States are being hit by extreme weather events more frequently
- Disaster relief programs are slow and serve low-income residents poorly
- The roots of this are in long-term dynamics of structural inequality and structural racism