



MOZAMBIQUE



Population:
32 million



World Health Organization

2021

WHO GLOBAL TB REPORT 2022 | COUNTRY PROFILE

TB INCIDENCE

116 000

FELL ILL WITH TB
(70 000 - 172 000)

48% **MEN** 36% **WOMEN** 16% **CHILDREN**

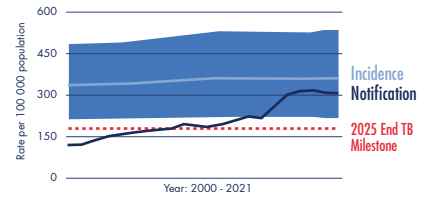
97 921
people with TB notified
(new and relapse)



18 000

people not notified
or not diagnosed

TB INCIDENCE 2000-2021



TB MORTALITY

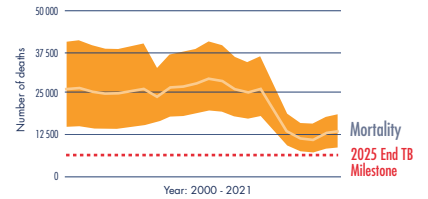
14 000

TB DEATHS
(9 200 - 19 000)



including
5 700
DEATHS AMONG
people with HIV

TB MORTALITY 2000-2021 (EXCLUDES PEOPLE WITH HIV)



DIAGNOSIS

USE OF WHO-RECOMMENDED RAPID DIAGNOSTICS

77%

People newly diagnosed with TB using WHO-recommended rapid diagnostics

PEOPLE DIAGNOSED WITH DRUG-RESISTANT TB

1 308

Laboratory-confirmed with rifampicin resistance among **4 800** people who fell ill with drug-resistant TB



TB TEST FOR PEOPLE LIVING WITH HIV

24 296

notified among **29 000** people living with HIV



TREATMENT

TB TREATMENT COVERAGE

85%



90%

2025
End TB target



Treatment success rate **94%**

DRUG-RESISTANT TB

4 800

(2 200 - 7 500)
people fell ill with drug-resistant TB

1 380

people started on second-line treatment

108

people started on WHO-recommended shorter treatment regimens

TB/HIV

29 000

(18 000 - 43 000)
people living with HIV fell ill with TB

23 145

people notified and put on antiretroviral treatment

TB PREVENTIVE TREATMENT

DATA NOT AVAILABLE

HIV-positive people (newly enrolled in care) on TB preventive treatment

20 367

Children (aged <5 years) household contacts of bacteriologically-confirmed TB cases on TB preventive treatment

26 187

People (aged ≥5 years) household contacts of bacteriologically-confirmed TB cases on TB preventive treatment

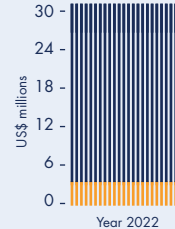
TB CATASTROPHIC COSTS



DATA NOT AVAILABLE

TB patients facing catastrophic total costs

TB FINANCING 2022



US\$ 31M

NATIONAL TB BUDGET

Unfunded
Funded internationally
Funded domestically

TB-SDG MONITORING FRAMEWORK

Population living below the international poverty line (% of population)

63.7%

Household health expenditure >10% of total expenditure/income (% of population)

1.6%

UHC index of essential service coverage (%)

47%

Population covered by social protection systems (% of population)

6.3%

Monitoring of the above indicators can be used to identify key influences on the TB epidemic at national level and inform the multisectoral actions required to end TB.

NUMBER OF TB CASES ATTRIBUTABLE TO 5 RISK FACTORS

