

International Nonproprietary Names for Pharmaceutical Substances (INN)

RECOMMENDED International Nonproprietary Names: List 67

Notice is hereby given that, in accordance with paragraph 7 of the Procedure for the Selection of Recommended International Nonproprietary Names for Pharmaceutical Substances [*Off. Rec. Wld Health Org.*, 1955, **60**, 3 (Resolution EB15.R7); 1969, **173**, 10 (Resolution EB43.R9); Resolution EB115.R4 (EB115/2005/REC/1)], the following names are selected as Recommended International Nonproprietary Names. The inclusion of a name in the lists of Recommended International Nonproprietary Names does not imply any recommendation of the use of the substance in medicine or pharmacy.

Lists of Proposed (1–105) and Recommended (1–66) International Nonproprietary Names can be found in *Cumulative List No. 14, 2011* (available in CD-ROM only).

Dénominations communes internationales des Substances pharmaceutiques (DCI)

Dénominations communes internationales RECOMMANDÉES: Liste 67

Il est notifié que, conformément aux dispositions du paragraphe 7 de la Procédure à suivre en vue du choix de Dénominations communes internationales recommandées pour les Substances pharmaceutiques [*Actes off. Org. mond. Santé*, 1955, **60**, 3 (résolution EB15.R7); 1969, **173**, 10 (résolution EB43.R9); résolution EB115.R4 (EB115/2005/REC/1)] les dénominations ci-dessous sont choisies par l'Organisation mondiale de la Santé en tant que dénominations communes internationales recommandées. L'inclusion d'une dénomination dans les listes de DCI recommandées n'implique aucune recommandation en vue de l'utilisation de la substance correspondante en médecine ou en pharmacie.

On trouvera d'autres listes de Dénominations communes internationales proposées (1–105) et recommandées (1–66) dans la *Liste récapitulative No. 14, 2011* (disponible sur CD-ROM seulement).

Denominaciones Comunes Internacionales para las Sustancias Farmacéuticas (DCI)

Denominaciones Comunes Internacionales RECOMENDADAS: Lista 67

De conformidad con lo que dispone el párrafo 7 del Procedimiento de Selección de Denominaciones Comunes Internacionales Recomendadas para las Sustancias Farmacéuticas [*Act. Of. Mund. Salud*, 1955, **60**, 3 (Resolución EB15.R7); 1969, **173**, 10 (Resolución EB43.R9); Resolución EB115.R4 (EB115/2005/REC/1) EB115.R4 (EB115/2005/REC/1)], se comunica por el presente anuncio que las denominaciones que a continuación se expresan han sido seleccionadas como Denominaciones Comunes Internacionales Recomendadas. La inclusión de una denominación en las listas de las Denominaciones Comunes Recomendadas no supone recomendación alguna en favor del empleo de la sustancia respectiva en medicina o en farmacia.

Las listas de Denominaciones Comunes Internacionales Propuestas (1–105) y Recomendadas (1–66) se encuentran reunidas en *Cumulative List No. 14, 2011* (disponible sólo en CD-ROM).

Latin, English, French, Spanish:

Recommended INN

Chemical name or description; Molecular formula; Graphic formula

DCI Recommandée

Nom chimique ou description; Formule brute; Formule développée

DCI Recomendada

Nombre químico o descripción; Fórmula molecular; Fórmula desarrollada

abexinostatum

abexinostat

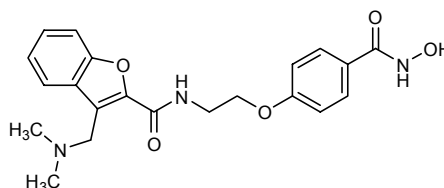
3-[(dimethylamino)methyl]-N-{2-[4-(hydroxycarbamoyl)phenoxy]ethyl}-1-benzofuran-2-carboxamide

abexinostat

3-[(diméthylamino)méthyl]-N-{2-[4-(hydroxycarbamoyl)phénoxy]éthyl}-1-benzofurane-2-carboxamide

abexinostat

3-[(dimetilamino)metil]-N-{2-[4-(hidroxicarbamoil)fenoxi]etil}-1-benzofuran-2-carboxamida

C₂₁H₂₃N₃O₅**amilomotidum #**

amilomotide

virus like particle of bacteriophage Q-beta coat protein that is coupled to multiple copies of human beta-amyloid1-6 peptide fragment;
 reaction products of bacteriophage Q-beta coat protein with human beta-amyloid protein-(1-6)-peptidylglycylglycyl-L-cysteine and 3-(2,5-dioxo-2,5-dihydro-1H-pyrrole-1-yl)-N-{6-[(2,5-dioxopyrrolidin-1-yl)oxy]-6-oxohexyl}propanamide

amilomotide

pseudo-particule virale de la capsid du phage Q-bêta couplée à plusieurs copies du fragment 1-6 de la protéine bêta-amyloïde humaine;
 produit obtenu par réaction de la protéine de capsid du phage Q-bêta avec la protéine bêta-amyloïde humaine-(1-6)peptidylglycylglycyl-L-cystéine et le 3-(2,5-dioxo-2,5-dihydro-1H-pyrrole-1-yl)-N-{6-[(2,5-dioxopyrrolidin-1-yl)oxy]-6-oxohexyl}propanamide

amilomotida

pseudo-particula viral de cápsida del fago Q-beta acoplada a múltiples copias del fragmento 1-6 de la proteína beta-amiloide humana;
 producto obtenido por reacción de la proteína de cápsida del fago Q-beta con la proteína beta-amiloide humana-(1-6)peptidilglicilglicil-L-cisteína y el 3-(2,5-dioxo-2,5-dihidro-1H-pirrol-1-il)-N-{6-[(2,5-dioxopirrolidin-1-il)oxi]-6-oxohexil}propanamida

asunaprevirum

asunaprevir

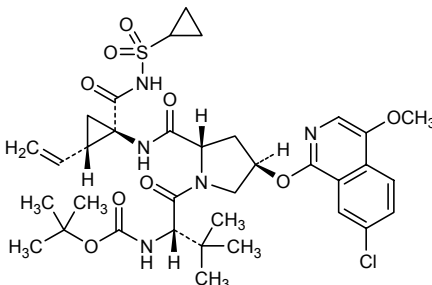
tert-butyl {(2*S*)-1-[(2*S*,4*R*)-4-({7-chloro-4-methoxyisoquinolin-1-yl}oxy)-2-({(1*R*,2*S*)-1-[(cyclopropanesulfonyl)carbamoyl]-2-ethenylcyclopropyl)carbamoyl]pyrrolidin-1-yl}-3,3-dimethyl-1-oxobutan-2-yl}carbamate

asunaprévir

(2*S*)-1-[(2*S*,4*R*)-4-({7-chloro-4-méthoxyisoquinolin-1-yl}oxy)-2-({(1*R*,2*S*)-1-[(cyclopropanesulfonyl)carbamoyl]-2-éthénylcyclopropyl)carbamoyl]pyrrolidin-1-yl}-3,3-diméthyl-1-oxobutan-2-yl}carbamate de *tert*-butyle

asunaprevir

{(2*S*)-1-[(2*S*,4*R*)-4-({7-cloro-4-metoxiisoquinolin-1-il}oxi)-2-({(1*R*,2*S*)-1-[(ciclopropanosulfonyl)carbamoi]-2-etenilciclopropil)carbamoi]pirrolidin-1-il}-3,3-dimetil-1-oxobutan-2-il}carbamato de *terc*-butilo

C₃₅H₄₆ClN₅O₉S**atecegatranum metoxilum**

atecegatran metoxil

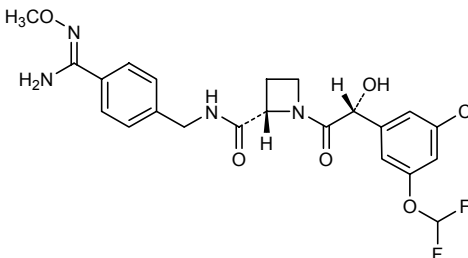
(2*S*)-1-[(2*R*)-2-[3-chloro-5-(difluoromethoxy)phenyl]-2-hydroxyacetyl]-*N*-({4-[(*Z*)-*N*'-methoxycarbamimidoyl]phenyl)methyl}azetidina-2-carboxamide

atécégatran métoxil

(2*S*)-1-[(2*R*)-2-[3-chloro-5-(difluorométhoxy)phényl]-2-hydroxyacétyl]-*N*-({4-[(*Z*)-*N*'-méthoxycarbamimidoyl]phényl)méthyl}azétidine-2-carboxamide

atecegrán metoxilo

(2*S*)-1-[(2*R*)-2-[3-cloro-5-(difluorometoxi)fenil]-2-hidroxiacetil]-*N*-({4-[(*Z*)-*N*'-metoxicarbamidoil]fenil}metil)azetidina-2-carboxamida

C₂₂H₂₃ClF₂N₄O₅

avagacestatum

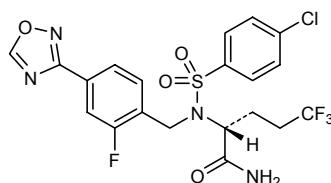
avagacestat

(2*R*)-2-(4-chloro-*N*-[[2-fluoro-4-(1,2,4-oxadiazol-3-yl)phenyl]methyl]benzenesulfonamido)-5,5,5-trifluoropentanamide

avagacestat

(2*R*)-2-(4-chloro-*N*-[[2-fluoro-4-(1,2,4-oxadiazol-3-yl)phényl]méthyl]benzenesulfonamido)-5,5,5-trifluoropentanamide

avagacestat

(2*R*)-2-(4-cloro-*N*-[[2-fluoro-4-(1,2,4-oxadiazol-3-yl)fenil]metil]bencenosulfonamido)-5,5,5-trifluoropentanamidaC₂₀H₁₇ClF₄N₄O₄S**besifovirum**

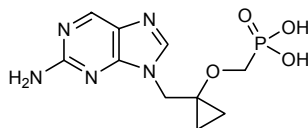
besifovir

[[{1-[(2-amino-9*H*-purin-9-yl)methyl]cyclopropyl}oxy)methyl]phosphonic acid

bésifovir

acide [[{1-[(2-amino-9*H*-purin-9-yl)méthyl]cyclopropyl}oxy)méthyl]phosphonique

besifovir

ácido [[{1-[(2-amino-9*H*-purin-9-il)metil]ciclopropil}oxi]metil]fosfónicoC₁₀H₁₄N₅O₄P**bitopertinum**

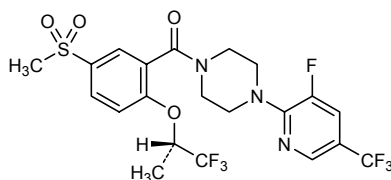
bitopertin

{4-[3-fluoro-5-(trifluoromethyl)pyridin-2-yl]piperazin-1-yl}[5-(methanesulfonyl)-2-[[2*S*]-1,1,1-trifluoropropan-2-yl]oxy]phenyl]methanone

bitopertine

{4-[3-fluoro-5-(trifluorométil)pyridin-2-yl]pipérazin-1-yl}[5-(méthanesulfonyl)-2-[[2*S*]-1,1,1-trifluoropropan-2-yl]oxy]phényl]méthanone

bitopertina

{4-[3-fluoro-5-(trifluorometil)piridin-2-il]piperazin-1-il}[5-(metanosulfonyl)-2-[[2*S*]-1,1,1-trifluoropropan-2-il]oxy]fenil]metanonaC₂₁H₂₀F₇N₃O₄S

blosozumabum #

blosozumab

immunoglobulin G4-kappa, anti-[*Homo sapiens* SOST (sclerostin)], humanized monoclonal antibody;
 gamma4 heavy chain (1-444) [humanized VH (*Homo sapiens*IGHV1-24*01 (85.70%) -(IGHD)-IGHJ4*01 L123>T (113)) [8.8.11] (1-118) -*Homo sapiens* IGHG4*01 hinge S10>P (226), CH3 K120>del (119-444)], (132-214')-disulfide with kappa light chain (1'-214') [humanized V-KAPPA (*Homo sapiens* IGKV1-13*02 (84.00%) -IGKJ1*01 Q120>G (100)) [6.3.9] (1'-107') -*Homo sapiens* IGKC*01 (108'-214')]; (224-224":227-227")-bisdisulfide dimer

blosozumab

immunoglobuline G4-kappa, anti-[*Homo sapiens* SOST (sclérostine)], anticorps monoclonal humanisé;
 chaîne lourde gamma4 (1-444) [VH humanisé (*Homo sapiens*IGHV1-24*01 (85.70%) -(IGHD)-IGHJ4*01 L123>T (113)) [8.8.11] (1-118) -*Homo sapiens* IGHG4*01 charnière S10>P (226), CH3 K120>del (119-444)], (132-214')-disulfure avec la chaîne légère kappa (1'-214') [V-KAPPA humanisé (*Homo sapiens* IGKV1-13*02 (84.00%) -IGKJ1*01 Q120>G (100)) [6.3.9] (1'-107') -*Homo sapiens* IGKC*01 (108'-214')]; dimère (224-224":227-227")-bisdisulfure

blosozumab

inmunoglobulina G4-kappa, anti-[*Homo sapiens* SOST (esclerostina)], anticuerpo monoclonal humanizado;
 cadena pesada gamma4 (1-444) [VH humanizada (*Homo sapiens*IGHV1-24*01 (85.70%) -(IGHD)-IGHJ4*01 L123>T (113)) [8.8.11] (1-118) -*Homo sapiens* IGHG4*01 bisagra S10>P (226), CH3 K120>del (119-444)], (132-214')-disulfuro con la cadena ligera kappa (1'-214') [V-KAPPA humanizada (*Homo sapiens* IGKV1-13*02 (84.00%) -IGKJ1*01 Q120>G (100)) [6.3.9] (1'-107') -*Homo sapiens* IGKC*01 (108'-214')]; dímero (224-224":227-227")-bisdisulfuro

Heavy chain / Chaîne lourde / Cadena pesada

QVQLVQSGAE	VKKPGASVKV	SCRKVS	GFPIK	DTFQHWVRQA	PGKGLEWMGW	50		
SDPEIGDTEY	ASKFQGRVTM	TEDTSTD	TAY	MELSSLRSED	TAVYYCATGD	100		
TTYKFDWQ	GTTVTVSSAS	TKG	PSVFLA	PCSRSTSEST	AALGCLVKDY	150		
FPEPVTVSWN	SGALTS	GVHT	FPAVLQSSGL	YSLSSVTVTP	SSSLGKTYT	200		
CNVDH	KPSNT	KVDKR	VESKY	GPCCPCPAP	EFLGGPSVFL	FPPKPKDTLM	250	
ISRTP	EVTCV	VVDVS	QEDPE	VQFNWYVDGV	EVHNAKTKPR	EEQFNSTYRV	300	
VS	VLTVLH	QD	WLN	GKEYKCK	VSNKGLPSSI	EKTISKAKGQ	PREPQVYTL	350
PS	QEE	MTRNQ	VSLTCLV	KGF	YPSDIAVWE	SNGQPENNYK	TTTPVLDSDG	400
S	FFLYSRLTV	DKSRWQEGNV	FSCSV	MHEAL	HNHYTQKSL	LSLG	444	

Light chain / Chaîne légère / Cadena ligera

DIQMTQSPSS	LSASV	GDRVT	ITCKASQDVH	TAVAWYQKPK	GKAPKLLIYW	50	
ASTRW	TGVPS	RFGSGSGTD	FTLTIS	LQP	EDFATYYCQQ	YSDYPWTFGG	100
G	TKVELKRTV	AAPSVFIFPP	SDEQLKSGTA	SVVCLLN	NFY	PREAKVQMKV	150
DNALQ	SGNSQ	ESVTEQDSKD	STYLSLSTLT	LSKADYEKHK	VYACEVTHQG	200	
L	SSPVTKSFN	RGEC				214	

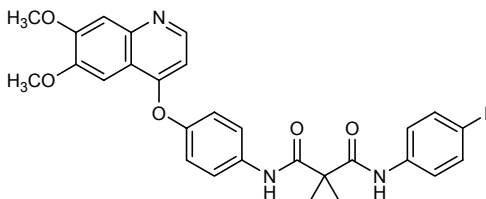
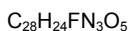
Disulfide bridges location / Position des ponts disulfure / Posiciones de los puentes disulfuro

Intra-H	22-96	145-201	259-319	365-423
	22"-96"	145"-201"	259"-319"	365"-423"
Intra-L	23-88'	134'-194'		
	23"-88"	134"-194"		
Inter-H-L	132-214'	132"-214"		
Inter-H-H	224-224"	227-227"		

N-glycosylation sites / Sites de N-glycosylation / Posiciones de N-glicosilación

295, 295"

brodalumabum # brodalumab	immunoglobulin G2-kappa, anti-[<i>Homo sapiens</i> IL17RA (interleukin 17 receptor A, CD217)], <i>Homo sapiens</i> monoclonal antibody; gamma2 heavy chain (1-442) [<i>Homo sapiens</i> VH (IGHV1-18*01 (96.90%) -(IGHD)-IGHJ4*01) [8.8.9] (1-116) - <i>Homo sapiens</i> IGHG2*01 (117-442)], (130-214')-disulfide with kappa light chain (1'-214') [<i>Homo sapiens</i> V-KAPPA (IGKV1-15*01 (93.70%) -IGKJ4*01) [6.3.9] (1'-107') - <i>Homo sapiens</i> IGKC*01 (108'-214')]; (218-218":219-219":222-222":225-225")-tetrakisdisulfide dimer
brodalumab	immunoglobuline G2-kappa, anti-[<i>Homo sapiens</i> IL17RA (récepteur A de l'interleukine 17, CD217)], <i>Homo sapiens</i> anticorps monoclonal; chaîne lourde gamma2 (1-442) [<i>Homo sapiens</i> VH (IGHV1-18*01 (96.90%) -(IGHD)-IGHJ4*01) [8.8.9] (1-116) - <i>Homo sapiens</i> IGHG2*01 (117-442)], (130-214')-disulfure avec la chaîne légère kappa (1'-214') [<i>Homo sapiens</i> V-KAPPA (IGKV1-15*01 (93.70%) -IGKJ4*01) [6.3.9] (1'-107') - <i>Homo sapiens</i> IGKC*01 (108'-214')]; dimère (218-218":219-219":222-222":225-225")-tétrakisdisulfure
brodalumab	inmunoglobulina G2-kappa, anti-[IL17RA (receptor A de la interleukina 17 de <i>Homo sapiens</i> , CD217)], anticuerpo monoclonal de <i>Homo sapiens</i> ; cadena pesada gamma2 (1-442) [<i>Homo sapiens</i> VH (IGHV1-18*01 (96.90%) -(IGHD)-IGHJ4*01) [8.8.9] (1-116) - <i>Homo sapiens</i> IGHG2*01 (117-442)], (130-214')-disulfuro con la cadena ligera kappa (1'-214') [<i>Homo sapiens</i> V-KAPPA (IGKV1-15*01 (93.70%) -IGKJ4*01) [6.3.9] (1'-107') - <i>Homo sapiens</i> IGKC*01 (108'-214')]; dímero (218-218":219-219":222-222":225-225")-tétrakisdisulfuro Heavy chain / Chaîne lourde / Cadena pesada QVQLVQSGAE VKKPGASVKV SCKASGYTFT RYGISWVRQA PGQGLEWMGW 50 ISTYSGNTNY AQKLQGRVTM TTDTSSTAY MELRSLRSD TAVYYCARRQ 100 LYFDYWGGT LVTVSSASTK GPSVFLAPC SRSTSESTAA LGCLKVDYFP 150 EPVTVSWNSG ALTSQVHTFP AVLQSSGLYS LSSVVTVPSS NFGTQTYTCN 200 VDHKPSNTKV DKTVERKCCV ECPPCAPPV AGPSVFLFP KPDKTLMISR 250 TPEVTCVVVD VSHEDPEVQF NWYVDGVEVH NAKTKPREEQ FNSTFRVSV 300 LTVVHQDNLN GKEYKCKVSN KGLPAPIEKT ISKTKGQPRE PQVYLLPSPR 350 EEMTKNQVSL TCLVKGFYPS DIAVEWESNG QPENNYKTFP PMLDSDGSSF 400 LYSKLTVDKS RWQQGNVFSC SVMHEALHNNH YTKRSLSLSP GK 442 Light chain / Chaîne légère / Cadena ligera EIVMTQSPAT LSVSPGERAT LSCRASQSVS SNLAWFQQKP GQAPRPLIYD 50 ASTRATGVP A RFSGSGSGTD FTLTISSLQSD EDAFVYCYCQ YDNWPLTFGG 100 GTRKVEIKRTV AAPSVFIFPP SDEQLKSGTA SVVCLLNIFY PREAKVQWKV 150 DNALQSGNSQ ESVTEQDSKD STYSLSTLT LSKADYEKHK VYACEVTHQG 200 LSSPVTKSFN RGEK 214 Disulfide bridges location / Position des ponts disulfure / Posiciones de los puentes disulfuro Intra-H 22-96 143-199 256-316 362-420 22"-96" 143"-199" 256"-316" 362"-420" Intra-L 23'-88" 134"-194" 23"-88" 134"-194" Inter-H-L 130-214' 130"-214" Inter-H-H 218-218" 219-219" 222-222" 225-225" N-glycosylation sites / Sites de N-glycosylation / Posiciones de N-glicosilación 292, 292"
cabozantinibum cabozantinib	N-{4-[(6,7-dimethoxyquinolin-4-yl)oxy]phenyl}-N'-(4-fluorophenyl)cyclopropane-1,1-dicarboxamide
cabozantinib	N-{4-[(6,7-diméthoxyquinoléin-4-yl)oxy]phényl}-N'-(4-fluorophényl)cyclopropane-1,1-dicarboxamide
cabozantinib	N-{4-[(6,7-dimetoxiquinolin-4-il)oxi]fenil}-N'-(4-fluorofenil)ciclopropano-1,1-dicarboxamida

**calaspargasum pegolum #**

calaspargase pegol

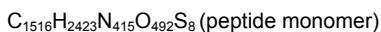
pegylated *Escherichia coli* asparaginase;
[27-alanine,64-aspartic acid,252-threonine,263-asparagine]-
L-asparaginase 2 (EC 3.5.1.1, L-asparagine amidohydrolase II)
Escherichia coli (strain K12) tetramer α_4 , carbamates with α -carboxy- ω -methoxypoly(oxyethylene)

calaspargase pégol

asparaginase d'*Escherichia coli* pégylée;
carbamates entre le tétramère α_4 de [27-alanine,64-acide
aspartique,252-thréonine,263-asparagine]-L-asparaginase 2 (EC
3.5.1.1, L-asparagine amidohydrolase II) d'*Escherichia coli* (souche
K12) et le α -carboxy- ω -méthoxypoly(oxyéthylène)

calaspargasa pegol

asparaginasa de *Escherichia coli* pegilada;
carbamatos entre el tetrámero α_4 de [27-alanina,64-ácido
aspártico,252-treonina,263-asparagina]-L-asparaginasa 2 (EC
3.5.1.1, L-asparagina amidohidrolasa II) de *Escherichia coli* (cepa
K12) y el α -carboxi- ω -metoxipoli(oxietileno)



Monomer / Monomère / Monómero

```

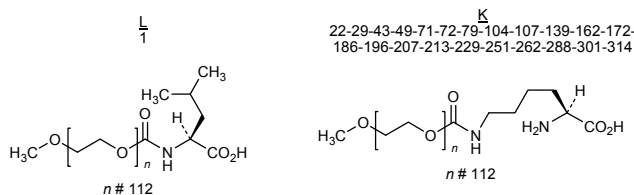
LPNITILATG GTIAGGGDSA TKSNTAGKV GVENLVNAV PQLKDIANVKG 50
EQVNVIGSQD MNDDVWLTLA KKINTDCDKT DGFVITHGTD TMEETAYFLD 100
LTVKCDKPVV MVGAMRPSTS MSADGPFNLY NAVVTAADKA SANRGLVVM 150
NDTVLDGRDV TKTNTDVAT FKSVMYPLG YIHNGKIDYQ RTPARKHTSD 200
TPFDVSKLNE LFKVGIVVNY ANASDLPAKA LVDAGYDGI V SAGVGNLNLY 250
KTVFDTLATA AKNGTAVVRS SRVPTGATTQ DAEVDDAKYG FVASGTLNPO 300
KARVLLQLAL TQTKDFQQIQ QIFNQY 326

```

approximately 9 residues are pegylated out of 23 (1 L and 22 K)

environ 9 résidus sur 23 (1 L et 22 K) sont pégylés

aproximadamente están pegilados 9 restos de 23 (1L y 22K)



Disulfide bridges location / Position des ponts disulfure / Posiciones de los puentes disulfuro
77-105 77'-105' 77^{'''}-105^{'''} 77^{''''}-105^{''''}

cantuzumabum ravtansinum #

cantuzumab ravtansine

immunoglobulin G1-kappa, anti-[*Homo sapiens* MUC1 sialylated carbohydrate, tumour-associated (CA242, cancer antigen 242)], humanized monoclonal antibody conjugated to maytansinoid DM4; gamma1 heavy chain (1-449) [humanized VH (*Homo sapiens*IGHV7-4-1*02 (76.50%) -(IGHD)-IGHJ2*01 R120>Q (111), L123>T (114)) [8.8.12] (1-119) -*Homo sapiens*IGHG1*01 (120-449)], (222-219')-disulfide with kappa light chain (1'-219') [humanized V-KAPPA (*Homo sapiens*IGKV2-28*01 (82.00%) -IGKJ3*01 V124>L (109), D125>E (110), I126>L (111)) [11.3.9] (1'-112') -*Homo sapiens*IGKC*01 (113'-219')]; (228-228":231-231")-bisdisulfide dimer; conjugated, on an average of 3 to 4 lysyl, to maytansinoid DM4 [*N*²-deacetyl-*N*²-(4-mercapto-4-methyl-1-oxopentyl)-maytansine] via the reducible SPDB linker [*N*-succinimidyl 4-(2-pyridyldithio)butanoate]

For the *ravtansine* part, please refer to the document "*INN for pharmaceutical substances: Names for radicals, groups and others*"*

cantuzumab ravtansine

immunoglobuline G1-kappa, anti-[*Homo sapiens* glycane sialylé de MUC1, associé à des tumeurs (CA242, antigène du cancer 242)], anticorps monoclonal humanisé conjugué au maytansinoïde DM4; chaîne lourde gamma1 (1-449) [VH humanisé (*Homo sapiens*IGHV7-4-1*02 (76.50%) -(IGHD)-IGHJ2*01 R120>Q (111), L123>T (114)) [8.8.12] (1-119) -*Homo sapiens*IGHG1*01 (120-449)], (222-219')-disulfure avec la chaîne légère kappa (1'-219') [V-KAPPA humanisé (*Homo sapiens*IGKV2-28*01 (82.00%) -IGKJ3*01 V124>L (109), D125>E (110), I126>L (111)) [11.3.9] (1'-112') -*Homo sapiens*IGKC*01 (113'-219')]; dimère (228-228":231-231")-bisdisulfure; conjugué, sur 3 à 4 lysyl en moyenne, au maytansinoïde DM4 [*N*²-déacétyl-*N*²-(4-mercapto-4-méthyl-1-oxopentyl)-maytansine] via le linker SPDB réductible [4-(2-pyridyldithio)butanoate de *N*-succinimidyle]

Pour la partie *ravtansine*, veuillez vous référer au document "*INN for pharmaceutical substances: Names for radicals, groups and others*"*.

cantuzumab ravtansina

inmunoglobulina G1-kappa, anti-[*Homo sapiens* glicano sialilo de MUC1, asociado al tumor (CA242, antígeno del cancer 242)] anticuerpo monoclonal humanizado conjugado con el maitansinoide DM4;

cadena pesada gamma1 (1-449) [VH humanizada (*Homo sapiens*IGHV7-4-1*02 (76.50%) -(IGHD)-IGHJ2*01 R120>Q (111), L123>T (114)) [8.8.12] (1-119) -*Homo sapiens*IGHG1*01 (120-449)], (222-219')-disulfuro con la cadena ligera kappa (1'-219') [V-KAPPA humanizada (*Homo sapiens*IGKV2-28*01 (82.00%) -IGKJ3*01 V124>L (109), D125>E (110), I126>L (111)) [11.3.9] (1'-112') -*Homo sapiens*IGKC*01 (113'-219')]; dímero (228-228":231-231")-bisdisulfuro; conjugado, en 3-4 grupos lisil por término medio, con el maitansinoide DM4 [*N*²-desacetil-*N*²-(4-mercapto-4-metil-1-oxopentil)-maitansina] mediante el conector SPDB reducible [*N*-4-(2-piridilditio)butanoato de succinimidilo]

Para la fracción *ravtansina*, se ruega referirse al documento "*INN for pharmaceutical substances: Names for radicals, groups and others*"*.

Heavy chain / Chaîne lourde / Cadena pesada

QVQLVQSGAE VKKPGETVKI SCKASDYFTF YGGMNWKQA PGQGLKWMGW 50
 IDTTTGEPTI AQRKQGRIF SLETSASTAY LQIKSLKSED TATYFCARRG 100
 PYNWYFDVWG QGTTVTVSSA STKGPSVFPL APSSKSTSGG TAALGCLVKD 150
 YFPEPVTVSW NSGALTSQVH TFPVAVLQSSG LYSLSVTVV PSSSLGTQTY 200
 ICNVNHKPSN TKVDKKEVEK SCDKTHTCP CPAPPELLGGP SVFLFPPKPK 250
 DTLMISRPE VTCVVVDVSH EDPEVKFNWY VDGVEVHNAK TKPREEQYNS 300
 TYRVSIVLTV LHQDMLNGKE YKCKVSNKAL PAPIEKTISK AKGQPREPQV 350
 YTLPPSRDEL TKNQVSLTCL VKGFYPSDIA VEWESNGQPE NNYKTTTPPV 400
 DSDGSFFLYS KLTVDKSRWQ QGNVFSQSVM HEALHNHYTQ KSLSLSPGK 449

Light chain / Chaîne légère / Cadena ligera

DIVMTQSPLS VPVTPGEPVS ISCRSSKSL L HSNNGTYLYW FLQRPGQSPQ 50
 LLIIYRMSNLV SGVPDRFSGS GSGTAFTRLI SRVEAEDVGV YYCLOHLEYP 100
 FTFPGPTKLE LKRTVAAPSV FIFPPSDEQL KSGTASVVCL LNNFYPREAK 150
 VQWIKVDNALQ SGNSQESVTE QDSKSTYSL SSTLTLSKAD YEKHKVYACE 200
 VTHQGLSSPV TKSFNREGC 219

Disulfide bridges location / Position des ponts disulfure / Posiciones de los puentes disulfuro

Intra-H 22-96 146-202 263-323 369-427
 22"-96" 146"-202" 263"-323" 369"-427"

Intra-L 23"-93" 139"-199"
 23"-93" 139"-199"

Inter-H-L 222-219' 222"-219"
 Inter-H-H 228-228" 231-231"

N-glycosylation sites / Sites de N-glycosylation / Posiciones de N-glicosilación

299, 299"

ceftolozanum

ceftolozane

(6*R*,7*R*)-3-[(5-amino-4-[(2-aminoethyl)carbamoyl]amino)-1-methyl-1*H*-pyrazol-2-ium-2-yl)methyl]-7-[(2*Z*)-2-(5-amino-1,2,4-thiadiazol-3-yl)-2-[(2-carboxypropan-2-yl)oxy]imino]acetamido]-8-oxo-5-thia-1-azabicyclo[4.2.0]oct-2-ene-2-carboxylate

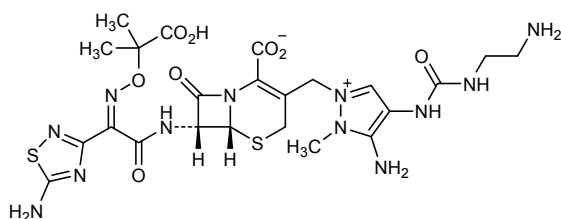
ceftolozane

(6*R*,7*R*)-3-[(5-amino-4-[(2-aminoéthyl)carbamoyl]amino)-1-méthyl-1*H*-pyrazol-2-ium-2-yl)méthyl]-7-[(2*Z*)-2-(5-amino-1,2,4-thiadiazol-3-yl)-2-[(2-carboxypropan-2-yl)oxy]imino]acétamido]-8-oxo-5-thia-1-azabicyclo[4.2.0]oct-2-ène-2-carboxylate

ceftolozano

(6*R*,7*R*)-3-[(5-amino-4-[(2-aminoetil)carbamoi]lamino)-1-metil-1*H*-pirazol-2-ium-2-il)metil]-7-[(2*Z*)-2-(5-amino-1,2,4-tiadiazol-3-il)-2-[(2-carboxipropan-2-il)oxo]imino]acetamido]-8-oxo-5-tia-1-azabicio[4.2.0]oct-2-eno-2-carboxilato

C₂₃H₃₀N₁₂O₈S₂

**cenderitidum**

cenderitide

natriuretic peptide receptor type B (NPR-B) agonist;
 human C-type natriuretic peptide-(32-53)-peptide (CNP-22) fusion
 protein with eastern green mamba (*Dendroaspis angusticeps*)
 natriuretic peptide-(24-38)-peptide

cendéritide	agoniste du récepteur du peptide natriurétique de type B; peptide natriurétique de type-C humain-(32-53)-peptide (CNP-22) protéine de fusion avec le peptide natriurétique de <i>Dendroaspis angusticeps</i> (mamba vert)-(24-38)-peptide
cenderitida	agonista del receptor del péptido natriurético de tipo B; péptido natriurético de tipo-C humano-(32-53)-péptido (CNP-22) proteína de fusión con el péptido natriurético de <i>Dendroaspis angusticeps</i> (mamba vert)-(24-38)-péptido
	$C_{158}H_{263}N_{49}O_{50}S_3$
	GLSKGCFGLK LDRIGSMSGL GCPSLRDPRP NAPSTSA 37
	Disulfide bridge location / Position du pont disulfure / Posición del puente disulfuro 6-22
cepeginterferonum alfa-2b # cepeginterferon alfa-2b	pegylated human interferon alpha-2b; $N^{2,1}$ -{4-[ω -methoxypoly(oxyethylene)]butyl}-human interferon alpha-2b
cépeginterféron alfa-2b	interféron alpha-2b humain pégylé; $N^{2,1}$ -{4-[ω -méthoxypoly(oxyéthylène)]butyl}-interféron alpha-2b humain
cepeginterferón alfa-2b	interferón alfa-2b humano pegilado; $N^{2,1}$ -{4-[ω -metoxipoli(oxiétileno)]butil}-interferón alfa-2b humano
	$C_{865}H_{1359}N_{229}O_{256}S_9 [C_2H_4O]_n$
	CDLPQTHSLG SRRTMLLLAQ MRRISLFSCL KDRHDFGFPO EEFNGQFQKA 50 ETIPVLHEMI QQIFNLFSTK DSSAAWDEL LDKFYTELYQ QLNDLEACVI 100 QGVGVTEPL MKEDSILAVR KYFQRITLYL KEKKYSPCAW EVVRAEIMRS 150 FSLSTNLQES IRSKE 165
	Disulfide bridges location / Positions des ponts disulfure / Posiciones de los puentes disulfuro 1-98 29-138
	Modified residue / Résidu modifié / Residuo modificado
conberceptum # conbercept	fusion protein for immune applications (FPIA) comprising <i>Homo sapiens</i> FLT1 (fms-related tyrosine kinase 1, vascular endothelial growth factor receptor 1, VEGFR1, vascular permeability factor receptor, tyrosine-protein kinase FRT) fragment, fused with <i>Homo sapiens</i> KDR (kinase insert domain receptor, vascular endothelial growth factor receptor 2, VEGFR2, protein-tyrosine kinase receptor FLK1, CD309) fragment, fused with <i>Homo sapiens</i> immunoglobulin G1 Fc fragment; FLT1, 132-232 precursor fragment (1-101) -KDR, 227-421 precursor fragment (102-296) -glycyl-prolyl-glycyl (297-299) -gamma1 chain H-CH2-CH3 fragment (300-526) [<i>Homo sapiens</i> IGHG1*03 hinge 6-15 P13>L (307) (300-309), CH2 (310-419), CH3-CH-S (420-526)]; (305-305':308-308')-bisdisulfide dimer

conbercept protéine de fusion pour applications immunitaires (FPIA) comprenant un fragment d'*Homo sapiens* FLT1 (tyrosine kinase 1 apparentée au fms, récepteur 1 du facteur de croissance de l'endothélium vasculaire, VEGFR1, récepteur du facteur de perméabilité vasculaire, tyrosine-protéine kinase FRT), fusionné à un fragment d'*Homo sapiens* KDR (récepteur à domaine kinase, récepteur 2 du facteur de croissance de l'endothélium vasculaire, VEGFR2, récepteur tyrosine-protéine kinase FLK1, CD309), fusionné au fragment Fc de l'*Homo sapiens* immunoglobuline G1; FLT1, fragment 132-232 du précurseur (1-101) -KDR, fragment 227-421 du précurseur (102-296) - glycyL-prolyl-glycyl (297-299) - fragment H-CH2-CH3 de la chaîne gamma1 (300-526) [*Homo sapiens*IGHG1*03 charnière 6-15 P13>L (307) (300-309), CH2 (310-419), CH3-CH-S (420-526)]; dimère (305-305':308-308')-bisdisulfure

conbercept proteína de fusión para aplicaciones inmunitarias (FPIA) que comprende un fragmento de FLT1 de *Homo sapiens* (tirosina kinasa 1 relacionada con fms, receptor 1 del factor de crecimiento del endotelio vascular, VEGFR1, receptor del factor de permeabilidad vascular, tirosina-protein kinasa FRT), fusionada a un fragmento de KDR de *Homo sapiens* (receptor con dominio kinasa, receptor 2 del factor de crecimiento del endotelio vascular, VEGFR2, receptor tirosina-protein kinasa FLK1, CD309), fusionado al fragmento Fc de la inmunoglobulina G1 de *Homo sapiens*; FLT1, fragmento 132-232 de precursor (1-101) -KDR, fragmento 227-421 del precursor (102-296) - glicil-prolil-glicil (297-299) - fragmento H-CH2-CH3 de la cadena gamma1 (300-526) [*Homo sapiens*IGHG1*03 bisagra 6-15 P13>L (307) (300-309), CH2 (310-419), CH3-CH-S (420-526)]; dímero (305-305':308-308')-bisdisulfuro

Fused chain / chaîne fusionnée / cadena fusionada

```
GRPFVEMYSE IPELIHMTEG RELVIPCVRV SPNITVTLKK FPLDTLIPDG 50
KRIIWDSRKG FIISNATYKE IGLLTCEATV NGHLYKTNYL THRQNTNIIID 100
VVLSPSHGIE LSVGEKLVLN CTARTELVNG IDFNWEYPSS KHQHKLVNR 150
DLKTQSGSEM KKFLSTLTID GVTRSDQGLY TCAASSGLMT KKNSTFVRVH 200
EKPFVAFGSG MESLVEATVG ERVRIPAKYL GYPPEIKWY KNGIPLESNH 250
TIKAGHVLT I MEVSRDTGN YTVILTNPIS KEKQSHVVSL VVYVPPGPGD 300
KTHTCPLCPA PELLGGPSVF LFPKPKDNL MISRTPEVTC VVVDVSHEDP 350
EVKFNWYVDG VEVHNAKTKP REEQYNSTYR VVSVLTVLHQ DWLNGKEYKC 400
KVSNKALPAP IEKTISKAKG QPREPQVYTL PPSRDELTKN QVSLTCLVKG 450
FYPSDIAVEW ESNQQPENNY KATPPVLDSG GSFFLYSKLT VDKSRWQQGN 500
VFSCSVMHEA LHNHYTQKSL SLSPGK 526
```

Disulfide bridges location / Position des ponts disulfure / Posiciones de los puentes disulfuro

Intra-chain 27-76 121-182 340-400 446-504
27-76' 121'-182' 340'-400' 446'-504'

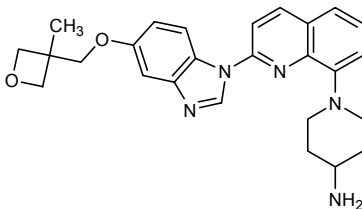
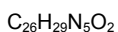
Inter-chains 305-305' 308-308'

N-glycosylation sites / Sites de N-glycosylation / Posiciones de N-glicosilación
376, 376'

crenezumabum #
crenezumab

immunoglobulin G4-kappa, anti-*[Homo sapiens* amyloid beta (Aβeta) peptides Aβ42 and Aβ40]), humanized monoclonal antibody; gamma4 heavy chain (1-438) [humanized VH (*Homo sapiens*IGHV3-23*04 (89.70%) -(IGHD)-IGHJ4*01 L123>T (107) [8.8.5] (1-112) -*Homo sapiens*IGHG4*01 hinge S10>P (220) (113-438)], (126-219')-disulfide with kappa light chain (1'-219') [humanized V-KAPPA (*Homo sapiens*IGKV2D-29*02 (86.00%) -IGKJ1*01) [11.3.9] (1'-112') -*Homo sapiens*IGKC*01 (113'-219')]; (218-218":221-221")-bisdisulfide dimer

crénezumab	immunoglobuline G4-kappa, anti-[<i>Homo sapiens</i> peptides <i>bé</i> ta-amyloïdes (Abé)ta] A β 42 et A β 40]], anticorps monoclonal humanisé; chaîne lourde gamma4 (1-438) [VH humanisé (<i>Homo sapiens</i> IGHV3-23*04 (89.70%) -(IGHD)-IGHJ4*01 L123>T (107) [8.8.5] (1-112) - <i>Homo sapiens</i> IGHG4*01 charnière S10>P (220) (113-438)], (126-219')-disulfure avec la chaîne légère kappa (1'-219') [V-KAPPA humanisé (<i>Homo sapiens</i> IGKV2D-29*02 (86.00%) -IGKJ1*01) [11.3.9] (1'-112') - <i>Homo sapiens</i> IGKC*01 (113'-219')]; dimère (218-218":221-221")-bisdisulfure
crenezumab	inmunoglobulina G4-kappa, anti-[péptidos <i>beta-amiloïdes</i> (Abeta) A β 42 y A β 40 de <i>Homo sapiens</i>]], anticuerpo monoclonal humanizado; cadena pesada gamma4 (1-438) [VH humanizada (<i>Homo sapiens</i> IGHV3-23*04 (89.70%) -(IGHD)-IGHJ4*01 L123>T (107) [8.8.5] (1-112) - <i>Homo sapiens</i> IGHG4*01 bisagra S10>P (220) (113-438)], (126-219')-disulfuro con la cadena ligera kappa (1'-219') [V-KAPPA humanizada (<i>Homo sapiens</i> IGKV2D-29*02 (86.00%) -IGKJ1*01) [11.3.9] (1'-112') - <i>Homo sapiens</i> IGKC*01 (113'-219')]; dímero (218-218":221-221")-bisdisulfuro
	<p>Heavy chain / Chaîne lourde / Cadena pesada</p> <p>EVQLVESGGG LVQPGGSLRL SCAASGFTFS SYGMSWVRQA PGKGLELVAS 50 INSNGGSTYY PDSVKGFRFTI SRDNAKNSLY LQMNSLRAED TAVYYCASGD 100 YWGQGTITVTV SSASTKGPSV FPLAPCSRST SESTAALGCL VKDYFFPEPVT 150 VSWNSGALTS GVHTFPAVLQ SSGLYSLSSV VTPVSSSLGT KTYTCNVDPHK 200 PSNTKVDKRV ESKYGPCCPP CPAPEFLGGP SVFLFPPKPK DTLMISRTP 250 VTCVVVDV3Q EDPEVQFNWY VDGVEVHNAK TKPREEQFNS TYRVVSVLTV 300 LHQDWLNGKE YKCKVSNKGL PSSIEKTISK AKGQPREPQV YTLPPSQEEM 350 TKNQVSLTCL VKGFYPSDIA VEWESNGQPE NNYKTTTPVL DSDGSFFFLYS 400 RLTVDKSRWQ EGNVFSCSVM HEALHNHYTQ KSLSLSLG 438</p> <p>Light chain / Chaîne légère / Cadena ligera</p> <p>DIVMTQSPPLS LPVTPGEPAS ISCRSSQSLV YSNGDTYLHW YLQKPGQSPQ 50 LLIYKVSNR FSGVPRDFSGS GSGTDFTLKI SRVEAEDVGV YYCSQSTHVP 100 WTFGQGTKEV IKRTVAAPSV FIFPPSDEQL KSGTASVTVCL LNNFYSPREK 150 VQWIKVDNALQ SGNISQESVTE QDSKSTYISL SSTLTLSKAD YEKHKVYACE 200 VTHQGLSSPV TKSFNREGC 219</p> <p>Disulfide bridges location / Position des ponts disulfure / Posiciones de los puentes disulfuro</p> <p>Intra-H 22-96 139-195 253-313 359-417 22"-96" 139"-195" 253"-313" 359"-417"</p> <p>Intra-L 23'-93' 139"-199" 23"'-93"' 139"'-199"</p> <p>Inter-H-L 126-219' 126"-219" Inter-H-H 218-218" 221-221"</p> <p>N-glycosylation sites / Sites de N-glycosylation / Posiciones de N-glicosilación 289, 289"</p>
crenolanibum	
crenolanib	1-(2-{5-[(3-methyloxetan-3-yl)methoxy]-1 <i>H</i> -benzimidazol-1-yl}quinolin-8-yl)piperidin-4-amine
crénolanib	1-(2-{5-[(3-méthyloxétan-3-yl)méthoxy]-1 <i>H</i> -benzimidazol-1-yl}quinoléin-8-yl)pipéridin-4-amine
crenolanib	1-(2-{5-[(3-metiloxetan-3-il)metoxi]-1 <i>H</i> -benzoimidazol-1-il}quinolin-8-il)piperidin-4-amina

**dabrafenibum**

dabrafenib

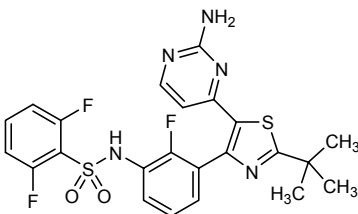
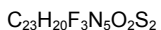
N-{3-[5-(2-aminopyrimidin-4-yl)-2-*tert*-butyl-1,3-thiazol-4-yl]-2-fluorophenyl}-2,6-difluorobenzenesulfonamide

dabrafénib

N-{3-[5-(2-aminopyrimidin-4-yl)-2-*tert*-butyl-1,3-thiazol-4-yl]-2-fluorophényl}-2,6-difluorobenzènesulfonamide

dabrafenib

N-{3-[5-(2-aminopirimidin-4-il)-2-*terc*-butil-1,3-tiazol-4-il]-2-fluorofenil}-2,6-difluorobencenosulfonamido

**daclatasvirum**

daclatasvir

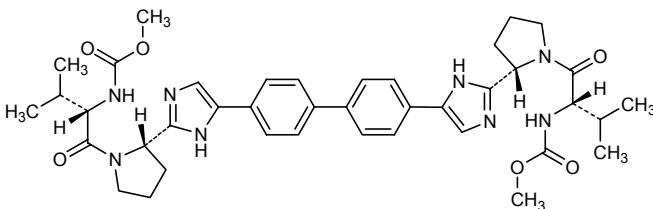
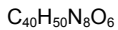
dimethyl *N,N'*-([1,1'-biphenyl]-4,4'-diylbis{1*H*-imidazole-5,2-diyl-[(2*S*)-pyrrolidine-2,1-diyl]}[(1*S*)-3-methyl-1-oxobutane-1,2-diyl]})dicarbamate

daclatasvir

N,N'-([1,1'-biphényl]-4,4'-diylbis{1*H*-imidazole-5,2-diyl-[(2*S*)-pyrrolidine-2,1-diyl]}[(1*S*)-3-méthyl-1-oxobutane-1,2-diyl]})dicarbamate de diméthyle

daclatasvir

N,N'-([1,1'-bifenil]-4,4'-diilbis{1*H*-imidazol-5,2-diil-[(2*S*)-pirrolidina-2,1-diil]}[(1*S*)-3-metil-1-oxobutano-1,2-diil]})dicarbamato de dimetilo



dalanterceptum #

dalantercept

fusion protein for immune applications (FPIA) comprising *Homo sapiens* ACVRL1 (activin A receptor type II-like 1, activin receptor-like kinase 1, ALK1, ALK-1, serine/threonine-protein kinase receptor R3, SKR3, transforming growth factor-beta superfamily receptor type I, TGF-B superfamily receptor type I, TSR-I, HHT2, ORW2) fragment, fused with *Homo sapiens* immunoglobulin G1 Fc fragment; ACVR2L1, 22-120 precursor fragment (1-99) -threonyl-triglycyl (100-103) -gamma1 chain H-CH2-CH3 fragment (104-328) [*Homo sapiens* IGHG1*03 hinge 8-15 (104-111), CH2 L1.3>A (115), G1>A (118), A115>V (211) (112-221), CH3 S85.3>P (284) (222-328)]; (107-107':110-110')-bisdisulfide dimer

dalantercept

protéine de fusion pour applications immunitaires (FPIA) comprenant un fragment d'*Homo sapiens* ACVRL1 (récepteur 1 de type II-like de l'activine A, kinase 1 apparentée au récepteur de l'activine, ALK1, ALK-1, récepteur R3 de type sérine/thréonine-protéine kinase, SKR3, récepteur de type I de la superfamille du facteur de croissance transformant bêta, récepteur de type I de la superfamille du TGF-B, TSR-I, HHT2, ORW2), fusionné au fragment Fc de l'*Homo sapiens* immunoglobuline G1; ACVR2L1, fragment 22-120 du précurseur (1-99) -thréonyl-triglycyl (100-103) -fragment H-CH2-CH3 de la chaîne gamma1 (104-328) [*Homo sapiens* IGHG1*03 charnière 8-15 (104-111), CH2 L1.3>A (115), G1>A (118), A115>V (211) (112-221), CH3 S85.3>P (284) (222-328)]; dimère (107-107':110-110')-bisdisulfure

dalantercept

proteína de fusión para aplicaciones inmunitarias (FPIA) que comprende un fragmento de ACVRL1 de *Homo sapiens* (receptor 1 de tipo II-like de la activina A, kinasa 1 relacionada con el receptor de la activina, ALK1, ALK-1, receptor R3 de tipo serina/treonina-proteinkinasa, SKR3, receptor de tipo I de la superfamilia del factor de crecimiento transformador beta, receptor de tipo I de la superfamilia del TGF-B, TSR-I, HHT2, ORW2), fusionada con el fragmento Fc de la inmunoglobulina G1 de *Homo sapiens*; ACVR2L1, fragmento 22-120 del precursor (1-99) -treonil-triglicil (100-103) -fragmento H-CH2-CH3 de la cadena gamma1 (104-328) [*Homo sapiens* IGHG1*03 bisagra 8-15 (104-111), CH2 L1.3>A (115), G1>A (118), A115>V (211) (112-221), CH3 S85.3>P (284) (222-328)]; dímero (107-107':110-110')-bisdisulfuro

Fused chain / chaîne fusionnée / cadena fusionada

```

DPVKPSRGPL VTCTCESPHC KGPTCRGAWC TVVLVREEGR HPQEHRCGN 50
LHRELCRGRP TEFVNHCCD SHLCNHVSL VLEATQPPSE QPGTDGQLAT 100
GGGTHCPCPC PAPEALGAPS VFLFPPKPKD TLMISRTPEV TCVVDVDSHE 150
DPEVKFNWYV DGVEVHNAKT KPREQYNST YRVVSVLTVL HQDWLNGKEY 200
KCKVSNKALP VPIEKTISKA KGQPREPQVY TLPSPREEMT KNQVSLTCLV 250
KGFYPSDIAV EWESNGQPEN NYKTFPPVLD SDGPFPLYSK LTVDKSRWQQ 300
GNVFSCVMH EALHNNHYTK SLSLSPGK 328

```

Disulfide bridges location / Position des ponts disulfure / Posiciones de los puentes disulfuro

Intra-chain 13-30' 15-20' 25-48' 56-68' 69-74' 142-202' 248-306'
 13'-30' 15'-20' 25'-48' 56'-68' 69'-74' 142'-202' 248'-306'

Inter-chains 107-107' 110-110'

N-glycosylation sites / Sites de N-glycosylation / Posiciones de N-glicosilación

77, 178, 77', 178'

dasolampanelum

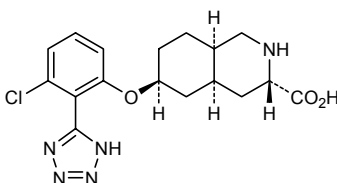
dasolampanel

(3*S*,4*aS*,6*S*,8*aR*)-6-[3-chloro-2-(1*H*-tetrazol-5-yl)phenoxy]-decahydroisoquinoline-3-carboxylic acid

dasolampanel

acide (3*S*,4*aS*,6*S*,8*aR*)-6-[3-chloro-2-(1*H*-tétrazol-5-yl)phénoxy]décahydroisoquinoléine-3-carboxylique

dasolampanel

ácido (3*S*,4*aS*,6*S*,8*aR*)-6-[3-cloro-2-(1*H*-tetrazol-5-il)fenoxi]-decahidroisoquinolina-3-carboxílicoC₁₇H₂₀ClN₅O₃**delanzomibum**

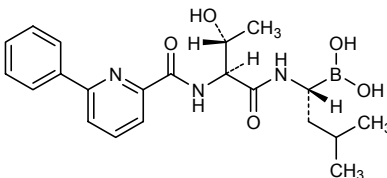
delanzomib

{(1*R*)-1-[(2*S*,3*R*)-3-hydroxy-2-(6-phenylpyridine-2-carboxamido)butanamido]-3-methylbutyl}boronic acid

délanzomib

acide {(1*R*)-1-[(2*S*,3*R*)-3-hydroxy-2-(6-phénylpyridine-2-carboxamido)butanamido]-3-méthylbutyl}boronique

delanzomib

ácido {(1*R*)-1-[(2*S*,3*R*)-3-hidroxi-2-(6-fenilpiridina-2-carboxamido)butanamido]-3-metilbutil}borónicoC₂₁H₂₈BN₃O₅**delcasertibum**

delcasertib

human immunodeficiency virus 1 protein Tat-(46-57)-peptide (1→1')-disulfide with L-cysteinyl-[mouse protein kinase C delta type-(8-17)-peptide]

delcasertib

protéine Tat du virus 1 de l'immunodéficience humaine-(46-57)-peptide (1→1')-disulfure avec le L-cystéinyl-(protéine kinase C type delta de souris-(8-17)-peptide)

delcasertib

proteína Tat del virus 1 de la inmunodeficiencia humana-(46-57)-péptido (1→1')-disulfuro con la L-cisteinil-[proteína kinasa C tipo delta de ratón-(8-17)-péptido]

$C_{120}H_{199}N_{45}O_{34}S_2$

A chain / Chaîne A / Cadena A
CYGRKKRRQR RR 12

Light chain / Chaîne légère / Cadena ligera
CSFNSYELGS L 11'

Disulfide bridge location / Position du pont disulfure / Posición del puente disulfuro
1-1'

dolutegravirum
dolutegravir

(4*R*,12*aS*)-*N*-[(2,4-difluorophenyl)methyl]-7-hydroxy-4-methyl-6,8-dioxo-3,4,6,8,12,12*a*-hexahydro-2*H*-pyrido[1',2':4,5]pyrazino[2,1-*b*][1,3]oxazine-9-carboxamide

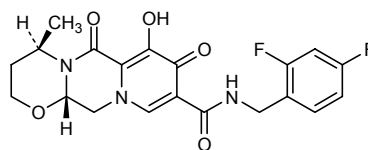
dolutégravir

(4*R*,12*aS*)-*N*-[(2,4-difluorophényl)méthyl]-7-hydroxy-4-méthyl-6,8-dioxo-3,4,6,8,12,12*a*-hexahydro-2*H*-pyrido[1',2':4,5]pyrazino[2,1-*b*][1,3]oxazine-9-carboxamide

dolutegravir

(4*R*,12*aS*)-*N*-[(2,4-difluorofenil)metil]-7-hidroxi-4-metil-6,8-dioxo-3,4,6,8,12,12*a*-hexahidro-2*H*-pirido[1',2':4,5]pirazino[2,1-*b*][1,3]oxazina-9-carboxamida

$C_{20}H_{19}F_2N_3O_5$



encalaretum
encalaret

2'-{(1*R*)-1-[(2*R*)-3-[[1-(4-chloro-3-fluorophenyl)-2-methylpropan-2-yl]amino]-2-hydroxypropoxy]ethyl}-3-methyl[1,1'-biphenyl]-4-carboxylic acid

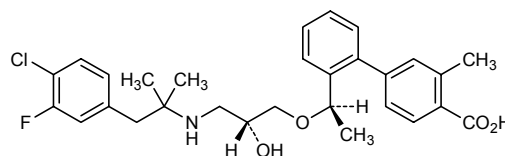
encaléret

acide 2'-{(1*R*)-1-[(2*R*)-3-[[1-(4-chloro-3-fluorophényl)-2-méthylpropan-2-yl]amino]-2-hydroxypropoxy]éthyl}-3-méthyl[1,1'-biphényl]-4-carboxylique

encaleret

ácido 2'-{(1*R*)-1-[(2*R*)-3-[[1-(4-cloro-3-fluorofenil)-2-metilpropan-2-yl]amino]-2-hidroxiopropoxi]etil}-3-metil[1,1'-bifenil]-4-carboxílico

$C_{29}H_{33}ClFNO_4$



epelsibanum

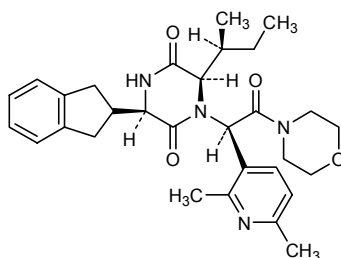
epelsiban

(3*R*,6*R*)-3-(2,3-dihydro-1*H*-inden-2-yl)-1-[(1*R*)-1-(2,6-diméthylpyridin-3-yl)-2-(morpholin-4-yl)-2-oxoéthyl]-6-[(2*S*)-butan-2-yl]piperazine-2,5-dione

épelsiban

(3*R*,6*R*)-3-(2,3-dihydro-1*H*-indén-2-yl)-1-[(1*R*)-1-(2,6-diméthylpyridin-3-yl)-2-(morpholin-4-yl)-2-oxoéthyl]-6-[(2*S*)-butan-2-yl]pipérazine-2,5-dione

epelsibán

(3*R*,6*R*)-3-(2,3-dihidro-1*H*-inden-2-il)-1-[(1*R*)-1-(2,6-dimetilpiridin-3-il)-2-(morfolin-4-il)-2-oxoetil]-6-[(2*S*)-butan-2-il]piperazina-2,5-dionaC₃₀H₃₈N₄O₄**etoxybamidum**

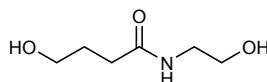
etoxybamide

4-hydroxy-*N*-(2-hydroxyethyl)butanamide

étoxybamide

4-hydroxy-*N*-(2-hydroxyéthyl)butanamide

etoxibamida

4-hidroxi-*N*-(2-hidroxietil)butanamidaC₆H₁₃NO₃**evacetrapium**

evacetrapium

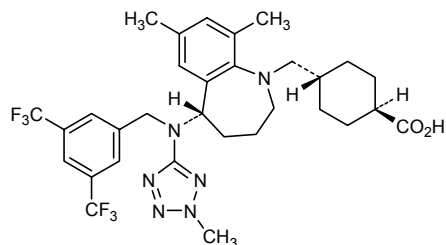
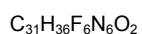
(1*r*,4*r*)-4-({(5*S*)-5-[[[3,5-bis(trifluorométhyl)phényl]méthyl](2-méthyl-2*H*-tétrazol-5-yl)amino]-7,9-diméthyl-2,3,4,5-tétrahydro-1*H*-1-benzazépin-1-yl)méthyl)cyclohexane-1-carboxylique acid

évacétrapium

acide (1*r*,4*r*)-4-({(5*S*)-5-[[[3,5-bis(trifluorométhy)phényl]méthyl](2-méthyl-2*H*-tétrazol-5-yl)amino]-7,9-diméthyl-2,3,4,5-tétrahydro-1*H*-1-benzazépin-1-yl)méthyl)cyclohexane-1-carboxylique

evacetrapium

ácido (1*r*,4*r*)-4-({(5*S*)-5-[[[3,5-bis(trifluorometil)fenil]metil](2-metil-2*H*-tetrazol-5-il)amino]-7,9-dimetil-2,3,4,5-tetrahidro-1*H*-1-benzazepin-1-il)metil)ciclohexano-1-carboxílico



exeporfinii chloridum
exeporfinium chloride

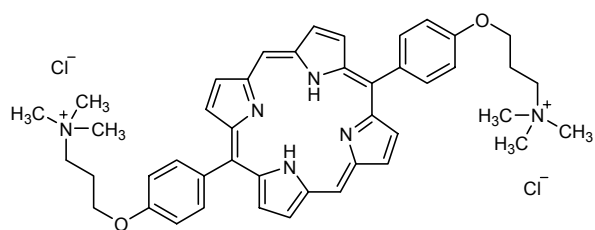
3,3'-(21*H*,23*H*-porphyrin-5,15-diylbis{[(4,1-phenylene)oxy]-*N,N,N*-trimethylpropan-1-aminium}) dichloride

chlorure d'exéporfinium

dichlorure de 3,3'-[21*H*,23*H*-porphyrin-5,15-diylbis(4,1-phénylèneoxy)]bis[*N,N,N*-triméthylpropan-1-aminium]

cloruro de exeporfinio

dicloruro de 3,3'-(21*H*,23*H*-porfirin-5,15-diilbis{[(4,1-fenileno)oxi]-*N,N,N*-trimetilpropan-1-aminium})



fabomotizolum
fabomotizole

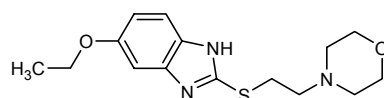
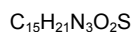
5-ethoxy-2-[[2-(morpholin-4-yl)ethyl]sulfanyl]-1*H*-benzimidazole

fabomotizole

5-éthoxy-2-[[2-(morpholin-4-yl)éthyl]sulfanyl]-1*H*-benzimidazole

fabomotizol

5-etoxi-2-[[2-(morfolin-4-il)etil]sulfanil]-1*H*-benzoimidazol



faciniclum
facinicine

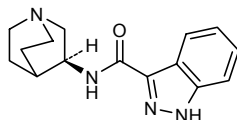
N-[(3*S*)-1-azabicyclo[2.2.2]octan-3-yl]-1*H*-indazole-3-carboxamide

facinicine

N-[(3*S*)-1-azabicyclo[2.2.2]octan-3-yl]-1*H*-indazole-3-carboxamide

faciniclina

N-[(3*S*)-1-azabicyclo[2.2.2]octan-3-il]-1*H*-indazol-3-carboxamida

C₁₅H₁₈N₄O**fiboflaponum**

fiboflapon

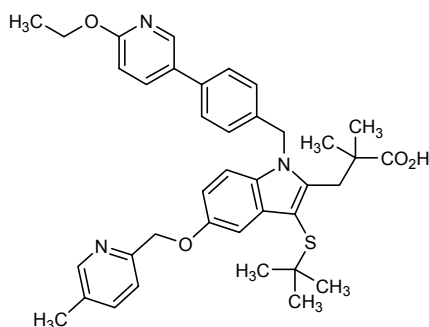
3-{3-(*tert*-butylsulfanyl)-1-[[4-(6-éthoxypyridin-3-yl)phényl]méthyl]-5-[(5-méthylpyridin-2-yl)méthoxy]-1*H*-indol-2-yl]-2,2-diméthylpropanoïque

fiboflapon

acide 3-{3-(*tert*-butylsulfanyl)-1-[[4-(6-éthoxypyridin-3-yl)phényl]méthyl]-5-[(5-méthylpyridin-2-yl)méthoxy]-1*H*-indol-2-yl}-2,2-diméthylpropanoïque

fiboflapon

ácido 3-{3-(*tert*-butilsulfanil)-1-[[4-(6-etoxipiridin-3-il)fenil]metil]-5-[(5-metilpiridin-2-il)metoxi]-1*H*-indol-2-yl]-2,2-dimetilpropanoico

C₃₈H₄₃N₃O₄S**ficlatuzumabum #**

ficlatuzumab

immunoglobulin G1-kappa, anti-[*Homo sapiens* HGF (hepatocyte growth factor, scatter factor, SF, hepatopoeitin A)], humanized monoclonal antibody;
gamma1 heavy chain (1-448) [humanized VH (*Homo sapiens* IGHV1-46*01 (82.70%) -(IGHD)-IGHJ4*01 V124>L (114)) [8.8.11] (1-118) -*Homo sapiens* IGHG1*03 (119-448)], (221-214')-disulfide with kappa light chain (1'-214') [humanized V-KAPPA (*Homo sapiens* IGKV4-1*01 (73.30%) -IGKJ2*01) [6.3.9] (1'-107') -*Homo sapiens* IGKC*01 (108'-214')]; (227-227":230-230")-bisdisulfide dimer

ficlatuzumab

immunoglobuline G1-kappa, anti-[*Homo sapiens* HGF (facteur de croissance de l'hépatocyte, facteur dispersant, SF, hépatopoiétine A)], anticorps monoclonal humanisé;
chaîne lourde gamma1 (1-448) [VH humanisé (*Homo sapiens* IGHV1-46*01 (82.70%) -(IGHD)-IGHJ4*01 V124>L (114)) [8.8.11] (1-118) -*Homo sapiens* IGHG1*03 (119-448)], (221-214')-disulfure avec la chaîne légère kappa (1'-214') [V-KAPPA humanisé (*Homo sapiens* IGKV4-1*01 (73.30%) -IGKJ2*01) [6.3.9] (1'-107') -*Homo sapiens* IGKC*01 (108'-214')]; dimère (227-227":230-230")-bisdisulfure

ficlatuzumab

inmunoglobulina G1-kappa, anti-[HGF de *Homo sapiens* (factor de crecimiento del hepatocito, factor dispersante, SF, hepatopoyetina A)], anticuerpo monoclonal humanizado;
cadena pesada gamma1 (1-448) [VH humanizado (*Homo sapiens* IGHV1-46*01 (82.70%) -(IGHD)-IGHJ4*01 V124>L (114)) [8.8.11] (1-118) -*Homo sapiens* IGHG1*03 (119-448)], (221-214')-disulfuro con la cadena ligera kappa (1'-214') [V-KAPPA humanizada (*Homo sapiens* IGKV4-1*01 (73.30%) -IGKJ2*01) [6.3.9] (1'-107') -*Homo sapiens* IGKC*01 (108'-214')]; dímero (227-227":230-230")-bisdisulfuro

Heavy chain / Chaîne lourde / Cadena pesada

QVQLVQPGAE VKKPGTSVKL SCKASGYTFT TYWMHWVRQA PGQGLEWIGE 50
INPTNGHTNY NQKFGQRATL TVDKSTSTAY MELSSLRSED TAVYYCARNY 100
VGSIFDYWQQ GTLLTVSSAS TKGPSVFPLA PSSKSTSGGT AALGCLVKDY 150
FPEPVTVSWN SGALTSQVHT FPAVLQSSGL YSLSSVTVTP SSSLGTQTYI 200
CNVNHKPSNT KVDKRVEPKS CDKTHTCPPC PAPELLGGPS VFLFPPKPKD 250
TLMISRTPPEV TCVVVDVSHS DPEVKFNWYV DGVEVHNAKT KPREEQYNST 300
YRVVSVLTVL HQDWLNGKEY KCKVSNKALP APIEKTISKA KGQPREPQVY 350
TLPPSREEMT KNOVSLTCLV KGFYPSDIAV EWESNGQPEN NYKTTTTPVLD 400
SDGSFFLYSK LTVDKSRWQQ GNVFSCSVMH EALHNYTQK SLSLSPGK 448

Light chain / Chaîne légère / Cadena ligera

DIVMTQSPDS LAMSLGERVT LNCKASENVV SYVSWYQQK GPSPKLLIYG 50
ASNRESGVPD RFGSGSATD FTLTISVVQA EDVADYHCGQ SYNYPYTFGQ 100
GTKLEIKRTV AAPSVFIFPP SDEQLKSGTA SVVCLLNNFY PREAKVQWKV 150
DNALQSGNSQ ESVTEQDSKD STYLSSTLT LSKADYEKHK VYACEVTHQG 200
LSSPVTKSFN RGEK 214

Disulfide bridges location / Position des ponts disulfure / Posiciones de los puentes disulfuro

Intra-H 22-96 145-201 262-322 368-426
22"-96" 145"-201" 262"-322" 368"-426"
Intra-L 23'-88' 134'-194'
23"'-88"' 134"'-194"
Inter-H-L 221-214' 221"-214"
Inter-H-H 227-227" 230-230"

N-glycosylation sites / Sites de N-glycosylation / Posiciones de N-glicosilación
298, 298"

galeteronum

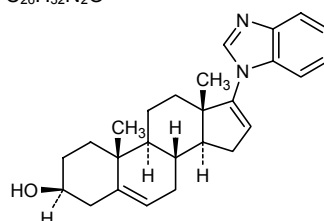
galeterone

17-(1*H*-benzimidazol-1-yl)androsta-5,16-dien-3β-ol

galétérono

17-(1*H*-benzimidazol-1-yl)androsta-5,16-dièn-3β-ol

galeterona

17-(1*H*-benzoimidazol-1-il)androsta-5,16-dien-3β-olC₂₆H₃₂N₂O

ganetespihum

ganetespih

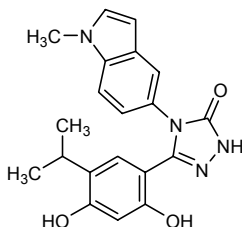
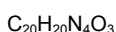
5-[2,4-dihydroxy-5-(propan-2-yl)phenyl]-4-(1-methyl-1*H*-indol-5-yl)-2,4-dihydro-3*H*-1,2,4-triazol-3-one

ganétespib

5-[2,4-dihydroxy-5-(propan-2-yl)phényl]-4-(1-méthyl-1*H*-indol-5-yl)-2,4-dihydro-3*H*-1,2,4-triazol-3-one

ganetespih

5-[2,4-dihidroxi-5-(propan-2-il)fenil]-4-(1-metil-1*H*-indol-5-il)-2,4-dihidro-3*H*-1,2,4-triazol-3-ona



indatuximabum ravtansinum #
indatuximab ravtansine

immunoglobulin G4-kappa, anti-[*Homo sapiens* SDC1 (syndecan-1, CD138)], chimeric monoclonal antibody conjugated to maytansinoid DM4;
gamma4 heavy chain (1-449) [*Mus musculus* VH (IGHV1-9*01 - (IGHD)-IGHJ4*01) [8.8.15] (1-122) -*Homo sapiens* IGHG4*01 (123-449)], (136-214')-disulfide with kappa light chain (1'-214') [*Mus musculus* V-KAPPA (IGKV10-94*01 -IGKJ1*01) [6.3.9] (1'-107') -*Homo sapiens* IGKC*01 (108'-214')]; (228-228'':231-231'')-bisdisulfide dimer; conjugated, on an average of 3 to 4 lysyl, to maytansinoid DM4 [*N*²-deacetyl-*N*²-(4-mercapto-4-methyl-1-oxopentyl)-maytansine] via the reducible SPDB linker [*N*-succinimidyl 4-(2-pyridyldithio)butanoate]
For the *ravtansine* part, please refer to the document "*INN for pharmaceutical substances: Names for radicals, groups and others*"*

indatuximab ravtansine

immunoglobuline G4-kappa, anti-[*Homo sapiens* SDC1 (syndecan-1, CD138)], anticorps monoclonal chimérique conjugué au maytansinoïde DM4;
chaîne lourde gamma4 (1-449) [*Mus musculus* VH (IGHV1-9*01 - (IGHD)-IGHJ4*01) [8.8.15] (1-122) -*Homo sapiens* IGHG4*01 (123-449)], (136-214')-disulfure avec la chaîne légère kappa (1'-214') [*Mus musculus* V-KAPPA (IGKV10-94*01 -IGKJ1*01) [6.3.9] (1'-107') -*Homo sapiens* IGKC*01 (108'-214')]; dimère (228-228'':231-231'')-bisdisulfure; conjugué, sur 3 à 4 lysyl en moyenne, au maytansinoïde DM4 [*N*²-déacétyl-*N*²-(4-mercapto-4-méthyl-1-oxopentyl)-maytansine] via le linker SPDB réductible [4-(2-pyridyldithio)butanoate de *N*-succinimidyle]
Pour la partie *ravtansine*, veuillez vous référer au document "*INN for pharmaceutical substances: Names for radicals, groups and others*"*.

indatuximab ravtansina

inmunoglobulina G4-kappa, anti-[SDC1 de *Homo sapiens* (sindecán-1, CD138)], anticuerpo monoclonal quimérico conjugado con el maitansinoide DM4;
cadena pesada gamma4 (1-449) [*Mus musculus* VH (IGHV1-9*01 - (IGHD)-IGHJ4*01) [8.8.15] (1-122) -*Homo sapiens* IGHG4*01 (123-449)], (136-214')-disulfuro con la cadena ligera kappa (1'-214') [*Mus musculus* V-KAPPA (IGKV10-94*01 -IGKJ1*01) [6.3.9] (1'-107') -*Homo sapiens* IGKC*01 (108'-214')]; dímero (228-228'':231-231'')-bisdisulfuro; conjugado, en 3-4 grupos lisil por término medio con el maitansinoide DM4 [*N*²-desacetil-*N*²-(4-mercapto-4-metil-1-oxopentil)-maitansina] mediante el espaciador SPDB reducible [4-(2-piridilditio)butanoato de *N*-succinimidilo]
Para la fracción *ravtansina*, se ruega referirse al documento "*INN for pharmaceutical substances: Names for radicals, groups and others*"*

Heavy chain / Chaîne lourde / Cadena pesada

QVQLQQSGSE LMPGASVKI SCKATGYTFS NYWIEWVKQR PGHGLEWIGE 50
 ILPGTGRITTY NEKFKGKATF TADISSNTVQ MQLSSLTSED SAVYYCARRD 100
 YYGNFYAMD YWQGTSVTV SSASTKGPSV FPLAPCSRST SESTAALGCL 150
 VKDYFPEPVT VSWNSGALTS GVHTFPAVLQ SSGLYSLSSV VTFPSSSLGT 200
 KTYTCNVDPK PSNTKVDKRV ESKYGPCCPS CPAPEFLGGP SVFLFPPKPK 250
 DTLMISRTPV VTCVVVDVQV EDPEVQFNWY VDGVEVHNAK TKPREEQFNS 300
 TYRVVSVLTV LHQDWLNGKE YKCKVSNKGL PSSIEKTISK AKGQPREPQV 350
 YTLPPSQEEM TKNQVSLTCL VKGFYPSDIA VEWESNGQPE NNYKTTTPPVL 400
 DSDGSFFLYS RLTVDKSRWQ EGNVFSCSVM HEALHNHYTQ KSLSLSLGK 449

Light chain / Chaîne légère / Cadena ligera

DIQMTQSTSS LSASLGDRVT ISCSASQGIN NYLNWYQQKP DGTVELLIYY 50
 TSTLQSGVPS RFGSGSGTD YSLTISNLEP EDIGTYCQQ YSKLPRTFGG 100
 GTKLEIKRTV AAPSVFIFPP SDEQLKSGTA SVVCLLNNFY PREAKVQWKV 150
 DNALQSGNSQ ESVTEQDSKD STYSLSSLT LSKADYEKHK VYACEVTHQG 200
 LSSPVTKSFN RGEK 214

Disulfide bridges location / Position des ponts disulfure / Posiciones de los puentes disulfuro

Intra-H 22-96 149-205 263-323 369-437
 22"-96" 149"-205" 263"-323" 369"-437"
 Intra-L 23'-88' 134'-194'
 23'''-88''' 134'''-194'''
 Inter-H-L 136-214' 136"-214"
 Inter-H-H 228-228" 231-231"

N-glycosylation sites / Sites de N-glycosylation / Posiciones de N-glicosilación

299, 299"

iofolastatum (¹²³I)
iofolastat (¹²³I)

N-{[(1*S*)-1-carboxy-5-[(4-(¹²³I)iodophenyl)methyl]amino]pentyl]carbamoyl}-L-glutamic acid

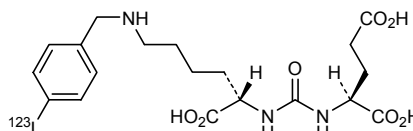
iofolastat (¹²³I)

acide *N*-{[(1*S*)-1-carboxy-5-[(4-(¹²³I)iodophényl)méthyl]amino]pentyl]carbamoyl}-L-glutamique

iofolastat (¹²³I)

ácido *N*-{[(1*S*)-1-carboxi-5-[(4-(¹²³I)iodofenil)metil]amino]pentil]carbamoiil}-L-glutámico

C₁₉H₂₆¹²³IN₃O₇

irdabisantum
irdabisant

6-(4-{3-[(2*R*)-2-methylpyrrolidin-1-yl]propoxy}phenyl)pyridazin-3(2*H*)-one

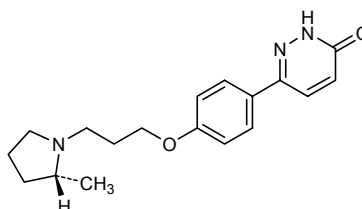
irdabisant

6-(4-{3-[(2*R*)-2-méthylpyrrolidin-1-yl]propoxy}phényl)pyridazin-3(2*H*)-one

irdabisant

6-(4-{3-[(2*R*)-2-metilpirrolidin-1-il]propoxi}fenil)piridazin-3(2*H*)-ona

C₁₈H₂₃N₃O₂



ixekizumabum #

ixekizumab

immunoglobulin G4-kappa, anti-[*Homo sapiens* IL17A (interleukin 17A, IL-17A)], humanized monoclonal antibody;
gamma4 heavy chain (1-445) [humanized VH (*Homo sapiens*IGHV1-46*01 (82.70%) -(IGHD)-IGHJ4*01) [8.8.12] (1-119) -*Homo sapiens*IGHG4*01 hinge S10>P (227), CH3 K130>del (120-445)], (133-219')-disulfide with kappa light chain (1'-219') [humanized V-KAPPA (*Homo sapiens*IGKV2D-29*02 (89.00%) -IGKJ2*01) [11.3.9] (1'-112') -*Homo sapiens*IGKC*01 (113'-219')]; (225-225'':228-228'')-bisdisulfide dimer

ixékizumab

immunoglobuline G4-kappa, anti-[*Homo sapiens* IL17A (interleukine 17A, IL-17A)], anticorps monoclonal humanisé;
chaîne lourde gamma4 (1-445) [VH humanisé (*Homo sapiens*IGHV1-46*01 (82.70%) -(IGHD)-IGHJ4*01) [8.8.12] (1-119) -*Homo sapiens*IGHG4*01 charnière S10>P (227), CH3 K130>del (120-445)], (133-219')-disulfure avec la chaîne légère kappa (1'-219') [V-KAPPA humanisé (*Homo sapiens*IGKV2D-29*02 (89.00%) -IGKJ2*01) [11.3.9] (1'-112') -*Homo sapiens*IGKC*01 (113'-219')]; dimère (225-225'':228-228'')-bisdisulfure

ixekizumab

inmunoglobulina G4-kappa, anti-[*Homo sapiens* IL17A (interleukina 17A, IL-17A)], anticuerpo monoclonal humanizado;
cadena pesada gamma4 (1-445) [VH humanizada (*Homo sapiens*IGHV1-46*01 (82.70%) -(IGHD)-IGHJ4*01) [8.8.12] (1-119) -*Homo sapiens*IGHG4*01 bisagra S10>P (227), CH3 K130>del (120-445)], (133-219')-disulfuro con la cadena ligera kappa (1'-219') [V-KAPPA humanizada (*Homo sapiens*IGKV2D-29*02 (89.00%) -IGKJ2*01) [11.3.9] (1'-112') -*Homo sapiens*IGKC*01 (113'-219')]; dímero (225-225'':228-228'')-bisdisulfuro

Heavy chain / Chaîne lourde / Cadena pesada

QVQLVQSGAE	VKPKGSSVKV	SCKASGYSFT	DYHIHWVRQA	PGQGLEWMGV	50
INPMYGTDDY	NQRFKGRVTI	TADESTSTAY	MELSSLRSED	TAVVYCARVD	100
YFTGTGVVYWG	QGTLLVTVSSA	STKGPSVFPL	APCSRSTSES	TAALGLCLVKD	150
YFPEPVTVSW	NSGALTSVGH	TFFPAVLQSSG	LYSLSSVVTV	PSSSLGTKTY	200
TCNVDHKPSN	TKVDKRVESK	YGPCCPCPA	PEFLGGPSVF	LFPPKPKDKL	250
MISRTPEVTC	VVVDVSDQEDP	EVQFNWYVDG	VEVHNAKTRP	REEQFNSTYR	300
VVSVLTVLHQ	DWLNKKEYKC	KVSNKGLPSS	IEKTIISKARG	QPREPQVYTL	350
PPSQEEMTKN	QVSLTCLVKG	FYPDSIAVEW	ESNGQPENNY	KTTTTPVLDSD	400
GSFFLYSRLT	VDKSRWQEGN	VFSCSVMHEA	LHNHYTQKSL	SLSLG	445

Light chain / Chaîne légère / Cadena ligera

DIVMTQTPLS	LSVTPGQPAS	ISCRSSRSLV	HSRGNTYLHW	YLQKPGQSPQ	50
LLIYKVSNRF	IGVPRDFSGS	GSQDFTLKI	SRVEAEDVGV	YYCSQSTHLP	100
FTFGQGTKLE	IKRTVAAPSV	FIFPPSDEQL	KSGTASVCL	LNNFYPREAK	150
VQWKVDNALQ	SGNSQESVTE	QDSKSTYSL	SSTLTLSKAD	YEKHKVYACE	200
VTHQGLSSPV	TKSFNRGEC				219

Disulfide bridges location / Position des ponts disulfure / Posiciones de los puentes disulfuro

Intra-H 22-96 146-202 260-320 366-424

22"-96" 146"-202" 260"-320" 366"-424"

Intra-L 23'-93' 139'-199'

23'''-93''' 139'''-199'''

Inter-H-L 133-219' 133"-219"

Inter-H-H 225-225" 228-228"

N-glycosylation sites / Sites de N-glycosylation / Posiciones de N-glicosilación
296, 296'**ladarixinum**

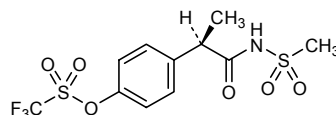
ladarixin

4-[(2R)-1-oxo-1-(methanesulfonamido)propan-2-yl]phenyl trifluoromethanesulfonate

ladarixine

trifluorométhanesulfonate de 4-[(2R)-1-oxo-1-(méthanesulfonamido)propan-2-yl]phényle

ladarixina

trifluoromethanesulfonato de 4-[(2*R*)-1-oxo-1-(metanosulfonamido)propan-2-il]fenilC₁₁H₁₂F₃NO₆S₂**lenomorelinum**
lenomorelinO^{3.26}-octanoylhuman appetite-regulating hormone (growth hormone-releasing peptide) precursor (protein M46)-(24-51)-peptide (ghrelin-28-C8)

lénomoréline

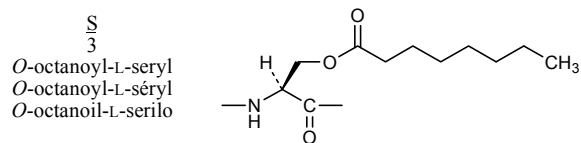
O^{3.26}-octanoylprécurseur de l'hormone humaine de régulation de l'appétit (précurseur du peptide de libération d'hormone de croissance, protéine M46)-(24-51)-peptide (ghréline-28-C8)

lenomorelina

O^{3.26}-octanoilprecursor de la hormona humana de regulación del apetito (precursor del péptido de liberación de hormona del crecimiento, proteína M46)-(24-51)-péptido (ghrelina-28-C8)C₁₄₉H₂₄₉N₄₇O₄₂

GSSFLSPEHQ RVQQRKESKK PPAKLQPR 28

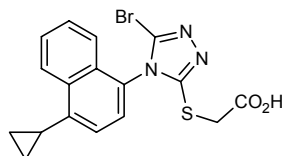
Modified residue / Résidu modifié / Residuo modificado

**lesinuradum**
lesinurad2-[[5-bromo-4-(4-cyclopropyl)naphthalen-1-yl)-4*H*-1,2,4-triazol-3-yl]sulfanyl}acetic acid

lésinurad

acide 2-[[5-bromo-4-(4-cyclopropyl)naphthalén-1-yl)-4*H*-1,2,4-triazol-3-yl]sulfanyl}acétique

lesinurad

ácido 2-[[5-bromo-4-(4-ciclopropilnaftalen-1-il)-4*H*-1,2,4-triazol-3-il]sulfanil}acéticoC₁₇H₁₄BrN₃O₂S

lexibulinum

lexibulin

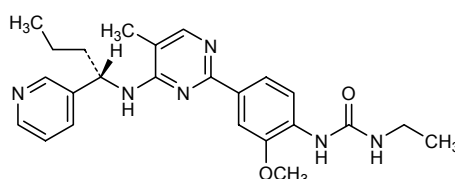
1-ethyl-3-[2-methoxy-4-(5-methyl-4-[(1S)-1-(pyridin-3-yl)butyl]amino)pyrimidin-2-yl]phenyl]urea

lexibuline

1-éthyl-3-[2-méthoxy-4-(5-méthyl-4-[(1S)-1-(pyridin-3-yl)butyl]amino)pyrimidin-2-yl]phényl]urée

lexibulina

1-etil-3-[2-metoxi-4-(5-metil-4-[(1S)-1-(piridin-3-il)butil]amino)pirimidin-2-il]fenil]urea

 $C_{24}H_{30}N_6O_2$ **lipegfilgrastimum #**

lipegfilgrastim

pegylated granulocyte colony stimulating factor;
 $O^{3,133}$ -[N^6 -(N -{[ω -methoxypoly(oxyethylene)]carbonyl}glycyl)- α -neuraminyl-(2 \rightarrow 6)- α -D-galactopyranosyl]-L-methionyl-des-1-L-alanine-des-37-L-valine-des-38-L-serine-des-39-L-glutamic acid-human granulocyte colony-stimulating factor (G-CSF, pluripoietin)

lipegfilgrastim

facteur de stimulation de colonie de granulocytes humain péglé;
 $O^{3,133}$ -[N^6 -(N -{[ω -méthoxypoly(oxyéthylène)]carbonyl}glycyl)- α -neuraminyl-(2 \rightarrow 6)- α -D-galactopyranosyl]-L-méthionyl-dès-1-L-alanine-dès-37-L-valine-des-38-L-sérine-dès-39-L-acide glutamique-facteur de stimulation de colonie de granulocytes humain (G-CSF, pluripoiétine)

lipegfilgrastim

factor de estimulación de colonias de granulocitos humano pegilado;
 $O^{3,133}$ -[N^6 -(N -{[ω -metoxipoli(oxiétileno)]carbonil}glicil)- α -neuraminil-(2 \rightarrow 6)- α -D-galactopiranosil]-L-metionil-des-1-L-alanina-des-37-L-valina-des-38-L-serine-des-39-L-ácido glutámico-factor de estimulación de colonias de granulocitos humanos (G-CSF, pluripoyetina)

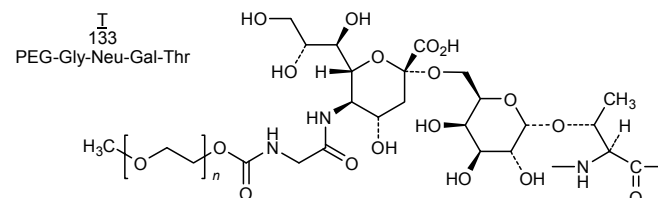
 $C_{864}H_{1369}N_{225}O_{258}S_9 [C_2H_4O]_n$

M 0

TPLGPASSLP QSFLLKCLEQ VRKIQGDGAA LQEKLCATYK LCHPEELVLL 50
 GHSLGIPWAP LSSCPSQALQ LAGCLSQLHS GLFLYQGLLQ ALEGISPELG 100
 PTLDTLQLDV ADFATTIWQQ MEELGMAPAL QPTQGAMPAP ASAFQRRAGG 150
 VLVASHLQSF LEVSYRVLRLH LAQP 174

Disulfide bridges location / Position des ponts disulfure / Posiciones de los puentes disulfuro
 36-42 64-74

Modified residue / Résidu modifié / Residuo modificado



lorediulonum

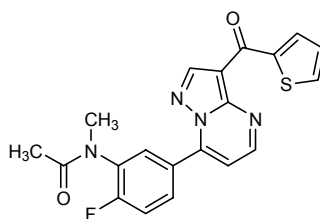
lorediulon

N-{2-fluoro-5-[3-(thiophene-2-carbonyl)pyrazolo[1,5-*a*]pyrimidin-7-yl]phenyl}-*N*-methylacetamide

lorédiulon

N-{2-fluoro-5-[3-(thiophène-2-carbonyl)pyrazolo[1,5-*a*]pyrimidin-7-yl]phényl}-*N*-méthylacétamide

loredioplón

N-{2-fluoro-5-[3-(tiofeno-2-carbonil)pirazolo[1,5-*a*]pirimidin-7-il]fenil}-*N*-metilacetamidaC₂₀H₁₅FN₄O₂S**lumacaftorum**

lumacaftor

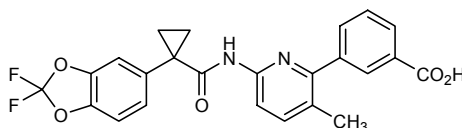
3-{6-[1-(2,2-difluoro-1,3-benzodioxol-5-yl)cyclopropane-1-carboxamido]-3-methylpyridin-2-yl}benzoic acid

lumacaftor

acide 3-{6-[1-(2,2-difluoro-1,3-benzodioxol-5-yl)cyclopropane-1-carboxamido]-3-méthylpyridin-2-yl}benzoïque

lumacaftor

ácido 3-{6-[1-(2,2-difluoro-1,3-benzodioxol-5-il)ciclopropano-1-carboxamido]-3-metilpiridin-2-il}benzoico

C₂₄H₁₈F₂N₂O₅**lurbinctedinum**

lurbinctedin

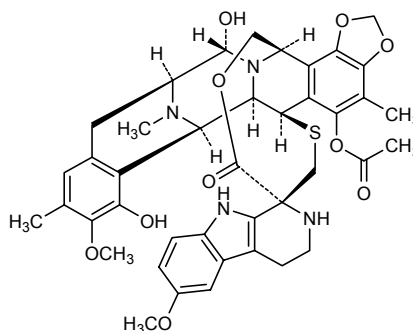
(1'*R*,6*R*,6*aR*,7*R*,13*S*,14*S*,16*R*)-8,14-dihydroxy-6',9-dimethoxy-4,10,23-trimethyl-19-oxo-2',3',4',6,7,9',12,13,14,16-decahydro-6*aH*-spiro[7,13-azano-6,16-(epithiopropanooxymethano)[1,3]dioxolo[7,8]isoquinolino[3,2-b][3]benzazocine-20,1'-pyrido[3,4-b]indol]-5-yl acetate

lurbinctédine

acétate de (1'*R*,6*R*,6*aR*,7*R*,13*S*,14*S*,16*R*)-8,14-dihydroxy-6',9-diméthoxy-4,10,23-triméthyl-19-oxo-2',3',4',6,7,9',12,13,14,16-décahydro-6*aH*-spiro[7,13-azano-6,16-(épihiopropanooxyméthano)[1,3]dioxolo[7,8]isoquinolino[3,2-b][3]benzazocine-20,1'-pyrido[3,4-b]indol]-5-yl

lurbinctedina

acetato de (1'*R*,6*R*,6*aR*,7*R*,13*S*,14*S*,16*R*)-8,14-dihidroxi-6',9-dimetoxi-4,10,23-trimetil-19-oxo-2',3',4',6,7,9',12,13,14,16-decahidro-16*H*-spiro[7,13-azano-6,16-(epitiopropanooximetano)[1,3]dioxolo[7,8]isoquinolino[3,2-b][3]benzazocina-20,1'-pirido[3,4-b]indol]-5-ilo

C₄₁H₄₄N₄O₁₀S**melphalanum flufenamidum**

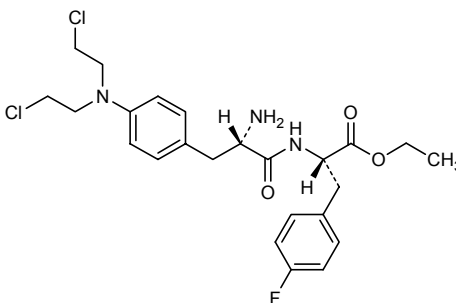
melphalan flufenamide

ethyl (2*S*)-2-[(2*S*)-2-amino-3-{4-[bis(2-chloroethyl)amino]phenyl}propanamido]-3-(4-fluorophenyl)propanoate

melphalan flufénamide

(2*S*)-2-[(2*S*)-2-amino-3-{4-[bis(2-chloroéthyl)amino]phényl}propanamido]-3-(4-fluorophényl)propanoate d'éthyle

melfalán flufenamida

(2*S*)-2-[(2*S*)-2-amino-3-{4-[bis(2-cloroetil)amino]fenil}propanamido]-3-(4-fluorofenil)propanoato de etiloC₂₄H₃₀Cl₂FN₃O₃**mericitabinum**

mericitabine

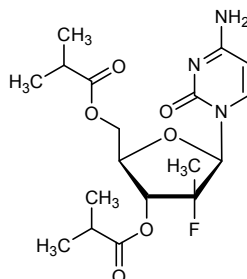
(2'*R*)-2'-deoxy-2'-fluoro-2'-methyl-2',3'-bis-O-(2-methylpropanoyl)cytidine

méricitabine

3',5'-bis(2-méthylpropanoate) de (2'*R*)-2'-déoxy-2'-fluoro-2'-méthylcytidine

mericitabina

(2'*R*)-2'-desoxi-2'-fluoro-2'-metil-2',3'-bis-O-(2-metilpropanoil)citidina

$C_{18}H_{26}FN_3O_6$ 

milciclibum
milciclib

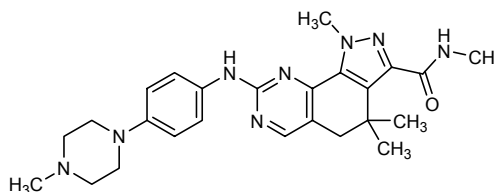
N,1,4,4-tetramethyl-8-[[4-(4-methylpiperazin-1-yl)phenyl]amino]-4,5-dihydro-1*H*-pyrazolo[4,3-*h*]quinazoline-3-carboxamide

milciclib

N,1,4,4-tétraméthyl-8-[[4-(4-méthylpipérazin-1-yl)phényl]amino]-4,5-dihydro-1*H*-pyrazolo[4,3-*h*]quinazoline-3-carboxamide

milciclib

N,1,4,4-tetrametil-8-[[4-(4-metilpiperazin-1-il)fenil]amino]-4,5-dihidro-1*H*-pirazolo[4,3-*h*]quinazolina-3-carboxamida

 $C_{25}H_{32}N_8O$ 

naldemedinum
naldemedine

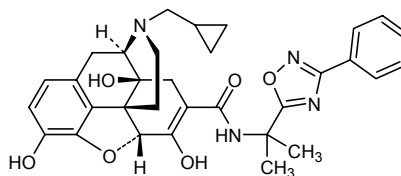
17-(cyclopropylmethyl)-6,7-didehydro-4,5 α -epoxy-3,6,14-trihydroxy-*N*-[2-(3-phenyl-1,2,4-oxadiazol-5-yl)propan-2-yl]morphinan-7-carboxamide

naldémédine

17-(cyclopropylméthyl)-6,7-didéhydro-4,5 α -époxy-3,6,14-trihydroxy-*N*-[2-(3-phényl-1,2,4-oxadiazol-5-yl)propan-2-yl]morphinan-7-carboxamide

naldemedina

17-(ciclopropilmetil)-6,7-didehidro-4,5 α -epoxi-3,6,14-trihidroxi-*N*-[2-(3-fenil-1,2,4-oxadiazol-5-il)propan-2-il]morfinan-7-carboxamida

 $C_{32}H_{34}N_4O_6$ 

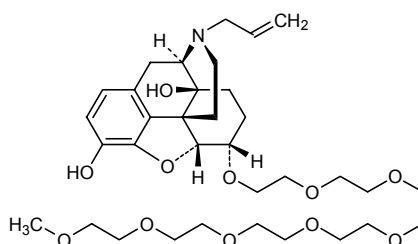
naloxegolum

naloxegol 4,5 α -epoxy-6 α -[(3,6,9,12,15,18,21-heptaoxidocosan-1-yl)oxy]-17-(prop-2-en-1-yl)morphinan-3,14-diol

naloxégol 4,5 α -époxy-6 α -[(3,6,9,12,15,18,21-heptaoxidocosan-1-yl)oxy]-17-(prop-2-én-1-yl)morphinane-3,14-diol

naloxegol 4,5 α -epoxi-6 α -[(3,6,9,12,15,18,21-heptaoxidocosan-1-il)oxi]-17-(prop-2-en-1-il)morfina-3,14-diol

C₃₄H₅₃NO₁₁

**narnatumabum #**

narnatumab immunoglobulin G1-kappa, anti-[*Homo sapiens* MST1R (macrophage stimulating 1 receptor, macrophage stimulating protein receptor, MSP receptor, c-met-related tyrosine kinase, protein-tyrosine kinase 8, PTK8, RON, p185-Ron, CD136)], *Homo sapiens* monoclonal antibody; gamma1 heavy chain (1-452) [*Homo sapiens* VH (IGHV3-7*01 (95.90%) -(IGHD)-IGHJ6*01 T127>I (119)) [8.8.15] (1-122) -IGHG1*03 (123-452)], (225-214')-disulfide with kappa light chain (1'-214') [*Homo sapiens* V-KAPPA (IGKV3-11*01 (98.90%) -IGKJ1*01) [6.3.9] (1'-107') -IGKC*01 (108'-214')]; (231-231'':234-234'')-bisulfide dimer

narnatumab immunoglobuline G1-kappa, anti-[*Homo sapiens* MST1R (récepteur 1 stimulant le macrophage, récepteur de la protéine stimulant le macrophage, récepteur de la MSP, tyrosine kinase apparentée à c-met, protéine-tyrosine kinase 8, PTK8, RON, p185-Ron, CD136)], *Homo sapiens* anticorps monoclonal; chaîne lourde gamma1 (1-452) [*Homo sapiens* VH (IGHV3-7*01 (95.90%) -(IGHD)-IGHJ6*01 T127>I (119)) [8.8.15] (1-122) -IGHG1*03 (123-452)], (225-214')-disulfure avec la chaîne légère kappa (1'-214') [*Homo sapiens* V-KAPPA (IGKV3-11*01 (98.90%) -IGKJ1*01) [6.3.9] (1'-107') -IGKC*01 (108'-214')]; dimère (231-231'':234-234'')-bisulfure

narnatumab inmunoglobulina G1-kappa, anti-[*Homo sapiens* MST1R (receptor 1 estimulante el macrófago, receptor de la proteína estimulante el macrófago, receptor de la MSP, tirosina kinasa relacionada con c-met, proteína-tirosina kinasa 8, PTK8, RON, p185-Ron, CD136)], *Homo sapiens* anticuerpo monoclonal; cadena pesada gamma1 (1-452) [*Homo sapiens* VH (IGHV3-7*01 (95.90%) -(IGHD)-IGHJ6*01 T127>I (119)) [8.8.15] (1-122) -IGHG1*03 (123-452)], (225-214')-disulfuro con la cadena ligera kappa (1'-214') [*Homo sapiens* V-KAPPA (IGKV3-11*01 (98.90%) -IGKJ1*01) [6.3.9] (1'-107') -IGKC*01 (108'-214')]; dímero (231-231'':234-234'')-bisulfuro

Heavy chain / Chaîne lourde / Cadena pesada

```

EVQLVESGGG LVQPGGSLRL SCAASGFTFS SYLMTWVRQA PGKGLEWVAN 50
IKQDGSEKYY VDSVKGRFTI SRDNAKNSLN LQMNSLRAED TAVYYCTRDG 100
YSSGRHYGMD VWGQGTIVIV SSASTKGPSV FFLAPSSKST SGGTAALGCL 150
VKDYFPEPVT VSWNSGALTS GVHTFPVAVLQ SSGLYSLSSV VTPSSSLGT 200
QTYICNVNHH PSNTKVDKRV EPKSCDKTHT CPPCPAPELL GGPSVFLFPP 250
KPKDTLMISR TPEVTCVVVD VSHEDPEVKF NWFYVDGVEVH NAKTKPREEQ 300
YNSTYRVVSV LTVLHQDWLN GKEYKCKVSN KALPAPIEKT ISKAKGQPRE 350
PQVYTLFPPSR EEMTKNQVSL TCLVKGFPYS DIAVEWESNG QPENNYKPTP 400
PVLDSGDSFF LYSKLTVDKS RWQQGNVFC SVMHREALHNN YTQKLSLSLP 450
GK 452

```

Light chain / Chaîne légère / Cadena ligera

```

EIVLTQSPAT LSLSPGERAT LSCRASQSVS RYLAWYQQKP GQAPRLLIYD 50
ASNRATGIPA RFSGSGSGTD FTLTISLEP EDFAVYVCQQ RSNWPRTFGQ 100
GTKVEIKRTV AAPSVFIFPP SDEQLKSGTA SVVCLLNNFY PREAKVQWKV 150
DNALQSGNSQ ESVTEQDSKD STYLSSTLT LSKADYEKHK VYACEVTHQG 200
LSSPVTKSFN RGECE 214

```

Disulfide bridges location / Position des ponts disulfure / Posiciones de los puentes disulfuro

```

Intra-H 22-96 149-2105 266-326 372-430
          22"-96" 149"-205" 266"-326" 372"-430"
Intra-L 23'-88' 134'-194'
          23"'-88"" 134"'-194""
Inter-H-L 225-214' 225"-214""
Inter-H-H 231-231" 234-234""

```

N-glycosylation sites / Sites de N-glycosylation / Posiciones de N-glicosilación

302, 302"

navarixinum

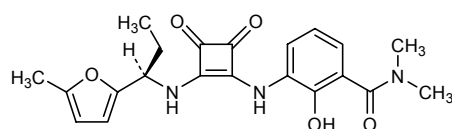
navarixin

2-hydroxy-*N,N*-dimethyl-3-[(2-[(1*R*)-1-(5-methylfuran-2-yl)propyl]amino)-3,4-dioxocyclobut-1-en-1-yl]amino]benzamide

navarixine

2-hydroxy-*N,N*-diméthyl-3-[(2-[(1*R*)-1-(5-méthylfuran-2-yl)propyl]amino)-3,4-dioxocyclobut-1-én-1-yl]amino]benzamide

navarixina

2-hidroxi-*N,N*-dimetil-3-[(2-[(1*R*)-1-(5-metilfuran-2-il)propil]amino)-3,4-dioxociclobut-1-en-1-il]amino]benzamidaC₂₁H₂₃N₃O₅**nelociguatum**

nelociguat

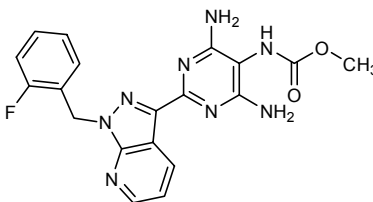
methyl (4,6-diamino-2-{1-[(2-fluorophenyl)methyl]-1*H*-pyrazolo[3,4-*b*]pyridin-3-yl}pyrimidin-5-yl)carbamate

nélociguat

(4,6-diamino-2-{1-[(2-fluorophényl)méthyl]-1*H*-pirazolo[3,4-*b*]pyridin-3-yl}pyrimidin-5-yl)carbamate de méthyle

nelociguat

(4,6-diamino-2-{1-[(2-fluorofenil)metil]-1*H*-pirazolo[3,4-*b*]piridin-3-il}pirimidin-5-il)carbamato de metilo

C₁₉H₁₇FN₆O₂

nintedanibum
nintedanib

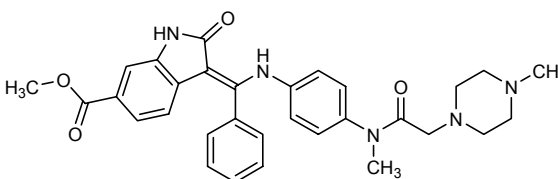
methyl (3*Z*)-3-[[{4-[*N*-methyl-2-(4-methylpiperazin-1-yl)acetamido]phenyl}amino](phenyl)methylidene]-2-oxo-2,3-dihydro-1*H*-indole-6-carboxylate

nintédanib

(3*Z*)-3-[[{4-[*N*-méthyl-2-(4-méthylpipérazin-1-yl)acétamido]phényl}amino](phényl)méthylidène]-2-oxo-2,3-dihydro-1*H*-indole-6-carboxylate de méthyle

nintedanib

(3*Z*)-3-[[{4-[*N*-metil-2-(4-metilpiperazin-1-il)acetamido]fenil}amino](fenil)metiliden]-2-oxo-2,3-dihidro-1*H*-indol-6-carboxilato de metilo

C₃₁H₃₃N₅O₄

nivocasanum
nivocasan

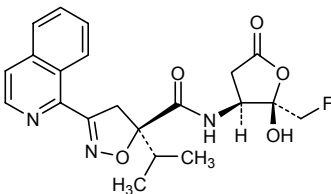
(5*R*)-*N*-[(2*S*,3*S*)-2-(fluorométhyl)-2-hydroxy-5-oxooxolan-3-yl]-3-(isoquinolin-1-yl)-5-(propan-2-yl)-4,5-dihydro-1,2-oxazole-5-carboxamide

nivocasan

(5*R*)-*N*-[(2*S*,3*S*)-2-(fluorométhyl)-2-hydroxy-5-oxooxolan-3-yl]-3-(isoquinoléin-1-yl)-5-(propan-2-yl)-4,5-dihydro-1,2-oxazole-5-carboxamide

nivocasán

(5*R*)-*N*-[(2*S*,3*S*)-2-(fluorometil)-2-hidroxi-5-oxooxolan-3-il]-3-(isoquinolin-1-il)-5-(propan-2-il)-4,5-dihidro-1,2-oxazol-5-carboxamida

C₂₁H₂₂FN₃O₅

oclacitinibum

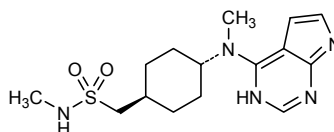
oclacitinib

N-methyl(*trans*-4-[methyl(7*H*-pyrrolo[2,3-*d*]pyrimidin-4-yl)amino]cyclohexyl)methanesulfonamide

oclacitinib

N-méthyl[*trans*-4-(méthyl-7*H*-pyrrolo[2,3-*d*]pyrimidin-4-ylamino)cyclohexyl]méthanesulfonamide

oclacitinib

N-metil{*trans*-4-[metil(7*H*-pirrolo[2,3-*d*]pirimidin-4-il)amino]ciclohexil}metanosulfonamidaC₁₅H₂₃N₅O₂S**olcorolimusum**

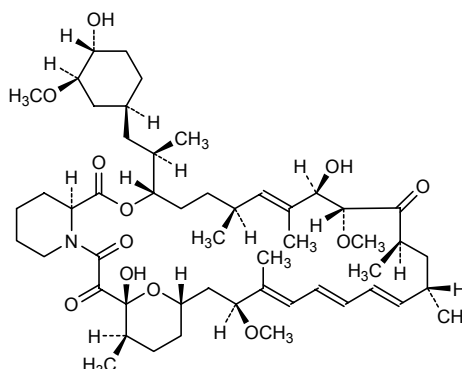
olcorolimus

(3*S*,6*S*,7*E*,9*R*,10*R*,12*R*,14*S*,15*E*,17*E*,19*E*,21*S*,23*S*,26*R*,27*R*,34*aS*)-9,27-dihydroxy-3-((1*R*)-1-[(1*S*,3*R*,4*R*)-4-hydroxy-3-methoxycyclohexyl]propan-2-yl)-10,21-dimethoxy-6,8,12,14,20,26-hexamethyl-3,4,5,6,9,10,12,13,14,21,22,23,24,25,26,27,32,33,34,34^a-icosahydro-11*H*-23,27-epoxyprido[2,1-*c*][1,4]oxaazacyclohentacontine-1,11,28,29(31*H*)-tetrone

olcorolimus

(3*S*,6*S*,7*E*,9*R*,10*R*,12*R*,14*S*,15*E*,17*E*,19*E*,21*S*,23*S*,26*R*,27*R*,34*aS*)-9,27-dihydroxy-3-((1*R*)-1-[(1*S*,3*R*,4*R*)-4-hydroxy-3-méthoxycyclohexyl]propan-2-yl)-10,21-diméthoxy-6,8,12,14,20,26-hexaméthyl-3,4,5,6,9,10,12,13,14,21,22,23,24,25,26,27,32,33,34,34^a-icosahydro-11*H*-23,27-époxyprido[2,1-*c*][1,4]oxaazacyclohentacontine-1,11,28,29(31*H*)-tétrone

olcorolimús

(3*S*,6*S*,7*E*,9*R*,10*R*,12*R*,14*S*,15*E*,17*E*,19*E*,21*S*,23*S*,26*R*,27*R*,34*aS*)-9,27-dihidroxi-3-((1*R*)-1-[(1*S*,3*R*,4*R*)-4-hidroxi-3-metoxiciclohexil]propan-2-il)-10,21-dimetoxi-6,8,12,14,20,26-hexametil-3,4,5,6,9,10,12,13,14,21,22,23,24,25,26,27,32,33,34,34^a-icosahidro-11*H*-23,27-epoxipirido[2,1-*c*][1,4]oxaazacyclohentacontina-1,11,28,29(31*H*)-tetronaC₅₁H₈₁NO₁₂

ordopidinum

ordopidine

1-ethyl-4-[2-fluoro-3-(methanesulfonyl)phenyl]piperidine

ordopidine

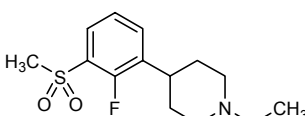
1-éthyl-4-[2-fluoro-3-(méthylsulfonyl)phényl]pipéridine

ordopidina

1-etil-4-[2-fluoro-3-(metanosulfonyl)fenil]piperidina

C₁₄H₂₀FNO₂S

871351-60-9

**ozoralizumabum #**

ozoralizumab

immunoglobulin single chain VH-VH'-VH, trivalent bispecific anti-[*Homo sapiens* TNF (tumor necrosis factor, TNF superfamily member 2, TNFSF2, TNFA, TNF-alpha)] VH and anti-[*Homo sapiens* ALB (albumin, human serum albumin, HAS)] VH', humanized *Lama glama* monoclonal antibody;

scVH-VH'-VH (1-363) [humanized VH (*Homo sapiens* IGHV3-74*01 (88.80%) -(IGHD)-IGHJ1*01 W118>R (105)) [8.8.8] (1-115) - 9-mer linker (tetraglycyl-seryl-triglycyl-seryl) (116-124) -humanized VH' (*Homo sapiens* IGHV3-23*04 (89.60%) -(IGHD)-IGHJ1*01 W118>S (229), G119>S (230) [8.8.8] (125-239) -9-mer linker (tetraglycyl-seryl-triglycyl-seryl) (240-248) -humanized VH (*Homo sapiens* IGHV3-74*01 (88.80%) -(IGHD)-IGHJ1*01 W118>R (353)(249-363)

ozoralizumab

immunoglobuline single chain VH-VH'-VH, trivalente bispécifique anti-[*Homo sapiens* TNF (facteur de nécrose tumorale, membre 2 de la superfamille du TNF, TNFSF2, TNFA, TNF-alpha)] VH et anti-[*Homo sapiens* ALB (albumine, sérum albumine humaine, SAH)] VH', anticorps monoclonal de *Lama glama* humanisé;

scVH-VH'-VH (1-363) [VH humanisé (*Homo sapiens* IGHV3-74*01 (88.80%) -(IGHD)-IGHJ1*01 W118>R (105)) [8.8.8] (1-115) -9-mer linker (tétraglycyl-séryl-triglycyl-séryl) (116-124) -VH' humanisé (*Homo sapiens* IGHV3-23*04 (89.60%) -(IGHD)-IGHJ1*01 W118>S (229), G119>S (230) [8.8.8] (125-239) -9-mer linker (tétraglycyl-séryl-triglycyl-séryl) (240-248) -VH humanisé (*Homo sapiens* IGHV3-74*01 (88.80%) -(IGHD)-IGHJ1*01 W118>R (353)(249-363)

ozoralizumab

inmunoglobulina de cadena sencilla VH-VH'-VH, trivalente biespecífica anti-[TNF de *Homo sapiens* (factor de necrosis tumoral, miembro 2 de la superfamilia del TNF, TNFSF2, TNFA, TNF-alpha)] VH y anti-[*Homo sapiens* ALB (albumina, albumina sérica humana SAH)] VH', anticuerpo monoclonal de *Lama glama* humanizado;

scVH-VH'-VH (1-363) [VH humanizado (*Homo sapiens* IGHV3-74*01 (88.80%) -(IGHD)-IGHJ1*01 W118>R (105)) [8.8.8] (1-115) - conector nonúmero (tetraglicil-seril-triglicil-seril) (116-124) -VH' humanizado (*Homo sapiens* IGHV3-23*04 (89.60%) -(IGHD)-IGHJ1*01 W118>S (229), G119>S (230) [8.8.8] (125-239) - espaciador nonúmero (tetraglicil-seril-triglicil-seril) (240-248) -VH humanizado (*Homo sapiens* IGHV3-74*01 (88.80%) -(IGHD)-IGHJ1*01 W118>R (353)(249-363)

scVH-VH'-VH chain / Chaîne scVH-VH'-VH / Cadena scVH-VH'-VH
 EVQLVESGGG LVQPGGSLRL SCAASGFTFS DYWMYWRQA PGKLEWVSE 50
 INTNGLITKY PDSVKGRFTI SRDNAKNTLY LQMNSLRPED TAVYYCARSP 100
 SGFNRGQGTL VIVSSGGGGS GGGSEVQLVE SGGGLVQPGN SLRLSCAASG 150
 FTFSSFGMSW VRQAPGKGLE WVSISGSGS DTLYADSVKG RFTISRDNK 200
 TTLYLQMSL RPEDTAVYYC TIGGSLRSST QGTLVTVSSG GGGSGGSEV 250
 QLVESSGGLV QPGGSLRLSC AASGFTFSDY WMYNVRQAPG KGLEWVSEIN 300
 TNGLITKYPD SVKGRFTISR DNAKNTLYLQ MNSLRPEDTA VYYCARSPSG 350
 FNRGQGTLVV VSS 363

Disulfide bridges location / Position des ponts disulfure / Posiciones de los puentes disulfuro
 Intra-chain 22-96 146-220 270-34

pateclizumabum #
 pateclizumab

immunoglobulin G1-kappa, anti-[*Homo sapiens* LTA (lymphotoxin alpha, TNFSF1, tumor necrosis factor superfamily member 1, LT)], humanized monoclonal antibody;
 gamma1 heavy chain (1-447) [humanized VH (*Homo sapiens*IGHV3-74*01 (76.50%) -(IGHD)-IGHJ5*01) [8.9.11] (1-118) -*Homo sapiens*IGHG1*03 CH1 R120>K (215), CH3 K130>del (119-447)], (221-214')-disulfide with kappa light chain (1'-214') [humanized V-KAPPA (*Homo sapiens*IGKV1-39*01 (88.40%) -IGKJ1*01) [6.3.9] (1'-107') -*Homo sapiens*IGKC*01 (108'-214')]; (227-227":230-230")-bisdisulfide dimer

patéclizumab

immunoglobuline G1-kappa, anti-[*Homo sapiens* LTA (lymphotoxine alpha, TNFSF1, membre 1 de la superfamille du facteur de nécrose tumorale, LT)], anticorps monoclonal humanisé;
 chaîne lourde gamma1 (1-447) [VH humanisé (*Homo sapiens*IGHV3-74*01 (76.50%) -(IGHD)-IGHJ5*01) [8.9.11] (1-118) -*Homo sapiens*IGHG1*03 CH1 R120>K (215), CH3 K130>del (119-447)], (221-214')-disulfure avec la chaîne légère kappa (1'-214') [V-KAPPA humanisé (*Homo sapiens*IGKV1-39*01 (88.40%) -IGKJ1*01) [6.3.9] (1'-107') -*Homo sapiens*IGKC*01 (108'-214')]; dimère (227-227":230-230")-bisdisulfure

pateclizumab

inmunoglobulina G1-kappa, anti-[LTA de *Homo sapiens* (linfotóxina alfa, TNFSF1, miembro 1 de la superfamilia del factor de necrosis tumoral, LT)], anticuerpo monoclonal humanizado;
 cadena pesada gamma1 (1-447) [VH humanizada (*Homo sapiens*IGHV3-74*01 (76.50%) -(IGHD)-IGHJ5*01) [8.9.11] (1-118) -*Homo sapiens*IGHG1*03 CH1 R120>K (215), CH3 K130>del (119-447)], (221-214')-disulfuro con la cadena ligera kappa (1'-214') [V-KAPPA humanizada (*Homo sapiens*IGKV1-39*01 (88.40%) -IGKJ1*01) [6.3.9] (1'-107') -*Homo sapiens*IGKC*01 (108'-214')]; dimero (227-227":230-230")-bisdisulfuro

Heavy chain / Chaîne lourde / Cadena pesada
 EVQLVESGGG LVQPGGSLRL SCAASGYTFT SYVIHWVRQA PGKGLEWVGY 50
 NNPNAGTNY NEKFKGRFTI SSDKSKNTAY LQMNSLRAED TAVYYCSRPT 100
 MLPWFAYWQO GTLVTVSSAS TKGPSVFPLA PSSKSTSGGT AALGCLVKDY 150
 FPEPVTVSWN SGALTSGVHT FPAVLQSSGL YSLSSVTVTP SSSLGTQTYI 200
 CNVNHKPSNT KVDKKVEPKS CDKTHTCPPC PAPELLGGPS VFLFPPKPKD 250
 TLMISRTPEV TCVVVDVSH EDPVKFNWYV DGEVHNNAKT KPREEQYNST 300
 YRVVSVLTVL HQDWLNGKEY KCKVSNKALP APIEKTISKA KGQPREPQVY 350
 TLPSPREEMT KNQVSLTCLV KGFYPSDIAV EWESNGQPEN NYKTTTPPVL D 400
 SDGSFFLYSK LTVDKSRWQQ GNVFSCVMH EALHNHYTQK SLSLSFG 447

Light chain / Chaîne légère / Cadena ligera
 DIQMTQSPSS LSASVGRVIT ITCRASQAVS SAVAWYQQKP GKAPKLLIYS 50
 ASHRYTGVPS RFGSGSGTD FTLTISLQPE EDFATYYCQE SYSTPWTFGQ 100
 GTKVEIKRTV AAPSVFIFPP SDEQLKSGTA SVVCLLNNFY PREAKVQWKV 150
 DNALQSGNSQ ESVTEQDSKD STYLSLSTLT LSKADYEKHK VYACEVTHQG 200
 LSSPVTKSFN RGEC 214

Disulfide bridges location / Position des ponts disulfure / Posiciones de los puentes disulfuro
 Intra-H 22-96 145-201 262-322 368-426
 22"-96" 145"-201" 262"-322" 368"-426"
 Intra-L 23"-88" 134"-194"
 23"-88" 134"-194"
 Inter-H-L 221-214' 221"-214"
 Inter-H-H 227-227" 230-230"

N-glycosylation sites / Sites de N-glycosylation / Posiciones de N-glicosilación
 298, 298"

pegadricasum #
pegadricase

pegylated Urate Oxidase from *Candida utilis*,
 [198-threonine(S>T)]uricase (EC 1.7.3.3, urate oxidase) *Pichia jadinii* (Yeast) (*Candida utilis*) tetramer, 6-amino group of an average of 3 lysine residues, mostly in position 16, 19, and 85 of each monomer, are amidified with α -(3-carboxypropanoyl)- ω -methoxypoly(oxyethylene)

pegadricase

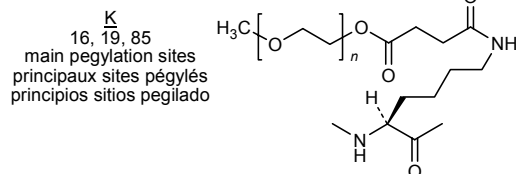
urate oxidase de *Candida utilis* pégylée,
 [198-thréonine(S>T)]uricase (EC 1.7.3.3, urate oxydase) *Pichia jadinii* (levure) (*Candida utilis*), tétramère, la fonction amine en 6 de certaines lysines, en moyenne 3, principalement en positions 16, 19, et 85 de chaque monomère, sont amidifiées par le α -(3-carboxypropanoyl)- ω -méthoxypoly(oxyéthylène)

pegadricasa

urato oxidasa de *Candida utilis* pegilada,
 [198-treonina(S>T)]uricasa (EC 1.7.3.3, urato oxidasa) *Pichia jadinii* (levadura) (*Candida utilis*), tetrámero, la función amina en 6 de ciertas lisinas, 3 por término medio, principalmente en las posiciones 16, 19, y 85 de cada monómero, está amidificada con α -(3-carboxipropanoil)- ω -metoxipoli(oxtiлено)

Monomer / Monomère / Monómero
 MSTTSSSTY GKDVKFKLV KKDPQNPKKQ EVMEATVTCL LEGGFDTSTY 50
 EADNSSIVPT DIVKNTILVL AKTTEIWPIE RFAAKLATHF VEKYSVHSGV 100
 SVKIVQDRWV KYAVDGKPHD HSPHEGGEK RITDLYYKRS GDYKLSAIAK 150
 DLTVLKSTGS MFYGYNKCDF TTLQPTDRI LSTDVDTATWV WDNKKIGTVY 200
 DIAKAADKGI FDNVYNQARE ITLTTFALFN SPSVQATMFN MATQILEKAC 250
 SVYSVSYALP NKHYFLIDLK WKGLENDNEL FYSPHPNGL IKCTVVRKEK 300
 TKL 303

Modified residues / Résidus modifiés / Residuos modificados



peginterferonum lambda-1a #

peginterferon lambda-1a

pegylated interferon lambda-1; pegylated interleukin 29;
N-{3-[α -methylpoly(oxyethylene)oxy]propyl}-L-methionyl[[171-serine]human interleukin-29 (IFN- λ -1)-(7-181)-peptide}

péginterféron lambda-1a

interféron lambda-1 pégylé; interleukine-29 pégylée;
N-{3-[α -méthylpoly(oxyéthylène)oxy]propyl}-L-méthionil[[171-sérine]interleukine-29 humaine (IFN- λ -1)-(7-181)-peptide}

peginterferón lambda-1a

interferón lambda-1 pegilado; interleukina-29 pegilada;
N-{3-[α -metilpoli(oxiétileno)oxi]propil}-L-metionil[[171-serina]interleukina-29 humana (IFN- λ -1)-(7-181)-péptido}

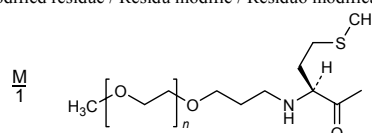
$$C_{875}H_{1408}N_{254}O_{251}S_5 (C_2H_4O)_n$$

```

MKPTT TKGCHIGRF KSLSPQELAS FKKARDALEE SLKLNWCS 50
SPVFPGNWDL RLLQVRERPV ALEAELALTL KVLEAAAGPA LEDVLDQPLH 100
TLHHILSQLQ ACIQPQPTAG PRPRGRLHHW LHRLQEAPKK ESAGCLEASV 150
TFNLFRLTR DLKYVADGNL SLRTSTHPES T 181

```

Modified residue / Résidu modifié / Residuo modificado



Disulfide bridges location / Position des ponts disulfure / Posiciones de los puentes disulfuro
 15-112 49-145

pegnivacoginum

pegnivacogin

a ribonucleic acid aptamer which binds Factor XIa;
 ester of 2'-O-methyl-5'-O-phosphonoguanlyl-(3'→5')-2'-O-methyluridylyl-(3'→5')-2'-O-methylguanylyl-(3'→5')-2'-O-methylguanylyl-(3'→5')-2'-O-methyladenylyl-(3'→5')-2'-deoxy-2'-fluorocytidylyl-(3'→5')-2'-deoxy-2'-fluorouridylyl-(3'→5')-2'-O-methyladenylyl-(3'→5')-2'-deoxy-2'-fluorouridylyl-(3'→5')-2'-O-methyladenylyl-(3'→5')-2'-deoxy-2'-fluorocytidylyl-(3'→5')-2'-O-methylguanylyl-(3'→5')-2'-deoxy-2'-fluorocytidylyl-(3'→5')-2'-O-methylguanylyl-(3'→5')-2'-deoxy-2'-fluorouridylyl-(3'→5')-2'-O-methyladenylyl-(3'→5')-2'-O-methylguanylyl-(3'→5')-2'-deoxy-2'-fluorouridylyl-(3'→5')-2'-O-methylguanylyl-(3'→5')-2'-deoxy-2'-fluorocytidylyl-(3'→5')-2'-O-methyluridylyl-(3'→5')-guanylyl-(3'→5')-2'-O-methylcytidylyl-(3'→5')-2'-deoxy-2'-fluorocytidylyl-(3'→5')-2'-deoxy-2'-fluorouridylyl-(3'→5')-2'-O-methylcytidylyl-(3'→5')-2'-O-methylcytidylyl-(3'→5')-2'-O-methylcytidylyl-(3'→5')-2'-O-methyladenylyl-(3'→5')-2'-O-methylcytidylyl-(3'→3')-thymidine with 6-[(2,6-bis{*N*-[ω -methoxypoly(oxyethylene)carbonyl]})-DL-lysyl]amino]hexan-1-ol

pégnavacogin

acide ribonucleique aptamère se liant au Factor XIa;
ester de 2'-O-méthyl-5'-O-phosphonoguanilyl-(3'→5')-2'-O-méthyluridylyl-(3'→5')-2'-O-méthylguanylyl-(3'→5')-2'-O-méthylguanylyl-(3'→5')-2'-O-méthyladénylyl-(3'→5')-2'-déoxy-2'-fluorocytidylyl-(3'→5')-2'-déoxy-2'-fluorouridylyl-(3'→5')-2'-O-méthyladénylyl-(3'→5')-2'-déoxy-2'-fluorouridylyl-(3'→5')-2'-O-méthyladénylyl-(3'→5')-2'-déoxy-2'-fluorocytidylyl-(3'→5')-2'-O-méthylguanylyl-(3'→5')-2'-déoxy-2'-fluorocytidylyl-(3'→5')-2'-O-méthylguanylyl-(3'→5')-2'-déoxy-2'-fluorouridylyl-(3'→5')-2'-O-méthyladénylyl-(3'→5')-2'-O-méthylguanylyl-(3'→5')-2'-déoxy-2'-fluorouridylyl-(3'→5')-2'-O-méthylcytidylyl-(3'→5')-2'-déoxy-2'-fluorocytidylyl-(3'→5')-2'-déoxy-2'-fluorouridylyl-(3'→5')-2'-O-méthylcytidylyl-(3'→5')-2'-O-méthyladénylyl-(3'→5')-2'-O-méthylcytidylyl-(3'→3')-thimidine avec 6-[(2,6-bis{N-[ω-méthoxypoly(oxyéthylène)carbonyl]}-DL-lysyl)amino]hexan-1-ol

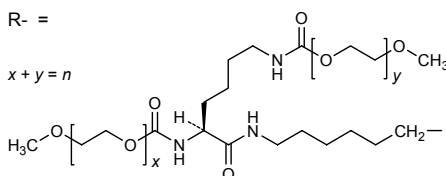
pegnivacogina

aptámero de ácido ribonucléico que se une a Factor XIa;
éster of 2'-O-metil-5'-O-fosfonoguanilil-(3'→5')-2'-O-metiluridilil-(3'→5')-2'-O-metilguanilil-(3'→5')-2'-O-metilguanilil-(3'→5')-2'-O-metiladenilil-(3'→5')-2'-desoxi-2'-fluorocitidilil-(3'→5')-2'-desoxi-2'-fluorouridilil-(3'→5')-2'-O-metiladenilil-(3'→5')-2'-desoxi-2'-fluorouridilil-(3'→5')-2'-O-metiladenilil-(3'→5')-2'-desoxi-2'-fluorocitidilil-(3'→5')-2'-desoxi-2'-fluorocitidilil-(3'→5')-2'-O-metilguanilil-(3'→5')-2'-desoxi-2'-fluorouridilil-(3'→5')-2'-O-metilguanilil-(3'→5')-2'-desoxi-2'-fluorouridilil-(3'→5')-2'-O-metiladenilil-(3'→5')-2'-O-metiladenilil-(3'→5')-2'-desoxi-2'-fluorouridilil-(3'→5')-2'-O-metilguanilil-(3'→5')-2'-desoxi-2'-fluorocitidilil-(3'→5')-2'-O-metiluridilil-(3'→5')-guanilil-(3'→5')-2'-O-metilcitidilil-(3'→5')-2'-desoxi-2'-fluorocitidilil-(3'→5')-2'-desoxi-2'-fluorouridilil-(3'→5')-2'-O-metilcitidilil-(3'→5')-2'-O-metilcitidilil-(3'→5')-2'-O-metiladenilil-(3'→5')-2'-O-metilcitidilil-(3'→3')-timidina con 6-[(2,6-bis{N-[ω-metoxipoli(oxietileno)carbonil]}-DL-lisil)amino]hexan-1-ol

$$C_{327}H_{422}F_{17}N_{114}O_{213}P_{31} (C_2H_4O)_n$$

(3'-5')-R-pmG-mU-mG-mG-mA-dfC-dfU-mA-dfU-mA-dfC-dfC-mG-dfC-mG-dfU-mA-mA-dfU-mG-dfC-mU-G-mC-dfC-dfU-mC-mC-mA-mC3'-3'dT
Legend:
dfU = 2'-deoxy-2'-fluoro ; m = 2'-O-methyl ; p (as prefix) = 5'-phosphate

R- =



pimasertibum
pimasertib

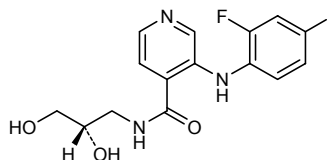
N-[(2*S*)-2,3-dihydroxypropyl]-3-[(2-fluoro-4-iodophenyl)amino]pyridine-4-carboxamide

pimasertib

N-[(2*S*)-2,3-dihydroxypropyl]-3-[(2-fluoro-4-iodofényl)amino]pyridine-4-carboxamide

pimasertib

N-[(2*S*)-2,3-dihidroxiopropil]-3-[(2-fluoro-4-iodofenil)amino]piridina-4-carboxamida

C₁₅H₁₅FIN₃O₃**reoflavonum**

recoflavone

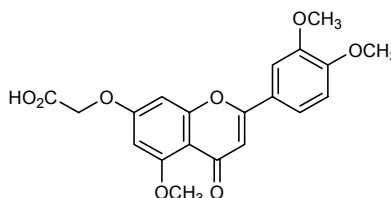
[[2-(3,4-dimethoxyphenyl)-5-methoxy-4-oxo-4H-chromen-7-yl]oxy]acetic acid

récoflavone

acide {[2-(3,4-diméthoxyphényl)-5-méthoxy-4-oxo-4H-chromen-7-yl]oxy}acétique

recoflavona

ácido {[2-(3,4-dimetoxifenil)-5-metoxi-4-oxo-4H-cromen-7-il]oxi}acético

C₂₀H₁₈O₈**rucaparibum**

rucaparib

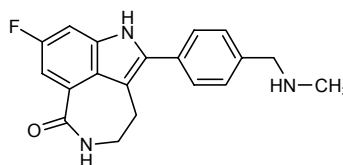
8-fluoro-2-{4-[(methylamino)méthyl]phényl}-1,3,4,5-tétrahydro-6H-pyrrolo[4,3,2-ef][2]benzazépin-6-one

rucaparib

8-fluoro-2-{4-[(méthylamino)méthyl]phényl}-1,3,4,5-tétrahydro-6H-pyrrolo[4,3,2-ef][2]benzazépin-6-one

rucaparib

8-fluoro-2-{4-[(metilamino)metil]fenil}-1,3,4,5-tetrahydro-6H-pirrolo[4,3,2-ef][2]benzazepin-6-ona

C₁₉H₁₈FN₃O**safotibantum**

safotibant

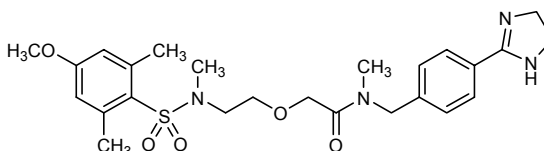
N-[[4-(4,5-dihydro-1H-imidazol-2-yl)phényl]méthyl]-2-{2-[(4-méthoxy-2,6-diméthylbenzènesulfonyl)(méthyl)amino]éthoxy}-N-méthylacétamide

safotibant

N-[[4-(4,5-dihydro-1H-imidazol-2-yl)phényl]méthyl]-2-{2-[(4-méthoxy-2,6-diméthylbenzènesulfonyl)(méthyl)amino]éthoxy}-N-méthylacétamide

safotibant

N-{[4-(4,5-dihydro-1*H*-imidazol-2-yl)fenil]metil}-2-{2-[(4-metoksi-2,6-dimetilbencenosulfonyl)(metil)amino]etoksi}-*N*-metilacetamido

 $C_{25}H_{34}N_4O_5S$


selepressinum
selepressin

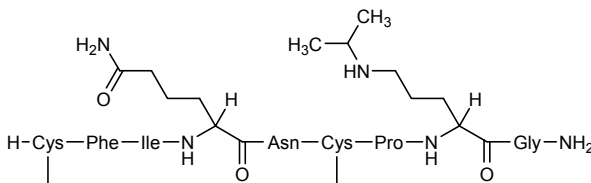
vasopressin type 1a (V1a) receptor agonist;
[2-*L*-phenylalanine,3-*L*-isoleucine,4-(6-oxo-*L*-lysine),8-[5-*N*-(propan-2-yl)-*L*-ornithine]]human vasopressin

sélépressine

agoniste du récepteur de la vasopressine type 1a (V1a);
[2-*L*-phénylalanine,3-*L*-isoleucine,4-(6-oxo-*L*-lysine),8-[5-*N*-(propan-2-yl)-*L*-ornithine]]vasopressine humaine

selepresina

agonista del receptor de la vasopresina tipo 1^a (V1a);
[2-*L*-fenilalanina,3-*L*-isoleucina,4-(6-oxo-*L*-lisina),8-[5-*N*-(propan-2-yl)-*L*-ornitina]]vasopresina humana

 $C_{46}H_{73}N_{13}O_{11}S_2$


sepantronii bromidum
sepantronium bromide

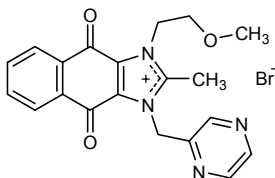
1-(2-methoxyethyl)-2-methyl-4,9-dioxo-3-[(pyrazin-2-yl)methyl]-4,9-dihydro-1*H*-naphtho[2,3-*d*]imidazolium bromide

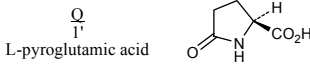
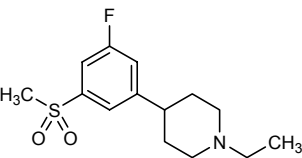
bromure de sépantronium

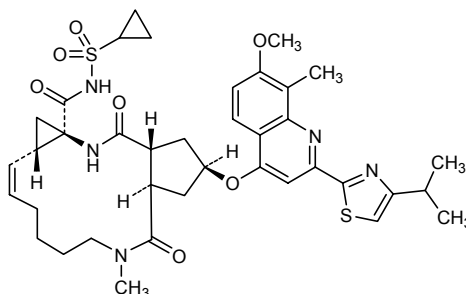
bromure de 1-(2-méthoxyéthyl)-2-méthyl-4,9-dioxo-3-[(pyrazin-2-yl)méthyl]-4,9-dihydro-1*H*-naphto[2,3-*d*]imidazolium

bromuro de sepantronio

bromuro de 2-metil-1-(2-metoxietil)-4,9-dioxo-3-[(pirazin-2-il)metil]-4,9-dihidro-1*H*-nafto[2,3-*d*]imidazolio

 $C_{20}H_{19}BrN_4O_3$


serelaxinum	
serelaxin	human relaxin 2 (relaxin H2)
séréloxine	rélaxine 2 humaine (rélaxine H2)
serelaxina	relaxina 2 humana (relaxina H2)
	$C_{256}H_{408}N_{74}O_{74}S_8$
	B chain / Chaîne B / Cadena B DSWMEEVIKL CGRELVRAQI AICGMSTWS 29
	A chain / Chaîne A / Cadena A QLYSALANKC CHVGCTKRSL ARFC 24'
	Disulfide bridges location / Position des ponts disulfure / Posiciones de los puentes disulfuro 10'-15' 11-11' 23-24'
	Modified residue / Résidu modifié / Residuo modificado
	 L-pyroglutamic acid
seridopidinum	
seridopidine	1-ethyl-4-[3-fluoro-5-(methanesulfonyl)phenyl]piperidine
séridopidine	1-éthyl-4-[3-fluoro-5-(méthylsulfonyl)phényl]pipéridine
seridopidina	1-etil-4-[3-fluoro-5-(metanosulfonyl)fenil]piperidina
	$C_{14}H_{20}FNO_2S$
	
simeprevirum	
simeprevir	(2 <i>R</i> ,3 <i>aR</i> ,10 <i>Z</i> ,11 <i>aS</i> ,12 <i>aR</i> ,14 <i>aR</i>)- <i>N</i> -(cyclopropanesulfonyl)-2-({7-methoxy-8-methyl-2-[4-(propan-2-yl)-1,3-thiazol-2-yl]quinolin-4-yl}oxy)-5-methyl-4,14-dioxo-2,3,3 <i>a</i> ,4,5,6,7,8,9,11 <i>a</i> ,12,13,14,14 <i>a</i> -tetradecahydrocyclopenta[<i>c</i>]cyclopropa[<i>g</i>][1,6]diazacyclotetradecine-12 <i>a</i> (1 <i>H</i>)-carboxamide
siméprévir	(2 <i>R</i> ,3 <i>aR</i> ,10 <i>Z</i> ,11 <i>aS</i> ,12 <i>aR</i> ,14 <i>aR</i>)- <i>N</i> -(cyclopropanesulfonyl)-2-({7-méthoxy-8-méthyl-2-[4-(propan-2-yl)-1,3-thiazol-2-yl]quinoléin-4-yl}oxy)-5-méthyl-4,14-dioxo-2,3,3 <i>a</i> ,4,5,6,7,8,9,11 <i>a</i> ,12,13,14,14 <i>a</i> -tétradécahydrocyclopenta[<i>c</i>]cyclopropa[<i>g</i>][1,6]diazacyclotétradécine-12 <i>a</i> (1 <i>H</i>)-carboxamide
simeprevir	(2 <i>R</i> ,3 <i>aR</i> ,10 <i>Z</i> ,11 <i>aS</i> ,12 <i>aR</i> ,14 <i>aR</i>)- <i>N</i> -(ciclopropanosulfonyl)-2-({7-metoxi-8-metil-2-[4-(propan-2-il)-1,3-tiazol-2-il]quinolin-4-il}oxi)-5-metil-4,14-dioxo-2,3,3 <i>a</i> ,4,5,6,7,8,9,11 <i>a</i> ,12,13,14,14 <i>a</i> -tetradecahidrociclopenta[<i>c</i>]ciclopropa[<i>g</i>][1,6]diazaciclótetradecina-12 <i>a</i> (1 <i>H</i>)-carboxamida

C₃₈H₄₇N₅O₇S₂**siponimodum**

siponimod

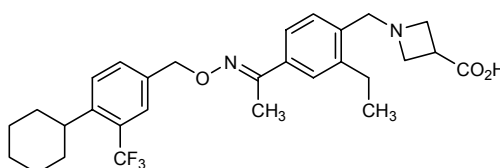
1-({4-[(1*E*)-1-({[4-cyclohexyl-3-(trifluorométhyl)phényl]méthoxy}imino)éthyl]-2-éthylphényl)méthyl}azétidine-3-carboxylique

siponimod

acide 1-({4-[(1*E*)-1-({[4-cyclohexyl-3-(trifluorométhyl)phényl]méthoxy}imino)éthyl]-2-éthylphényl)méthyl}azétidine-3-carboxylique

siponimod

ácido 1-({4-[(1*E*)-1-({[4-ciclohexil-3-(trifluorometil)fenil]metoxi}imino)etil]-2-etilfenil}metil)azetidina-3-carboxílico

C₂₉H₃₅F₃N₂O₃**sirukumabum #**

sirukumab

immunoglobulin G1-kappa, anti-[*Homo sapiens* IL6 (interleukin 6, IL-6)], *Homo sapiens* monoclonal antibody; gamma1 heavy chain (1-449) [*Homo sapiens* VH (IGHV3-7*01 (87.80%) -(IGHD)-IGHJ6*01) [8.8.12] (1-119) -IGHG1*01 (120-449)], (222-213')-disulfide with kappa light chain (1'-213') [*Homo sapiens* V-KAPPA (IGKV3-11*01 (87.40%) -IGKJ4*01) [5.3.9] (1'-107') -IGKC*01 (107'-213')]; (228-231":228-231")-bisdisulfide dimer

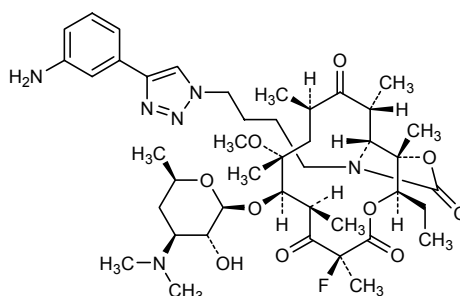
sirukumab

immunoglobuline G1-kappa, anti-[*Homo sapiens* IL6 (interleukine 6, IL-6)], *Homo sapiens* anticorps monoclonal; chaîne lourde gamma 1 (1-449) [*Homo sapiens* VH (IGHV3-7*01 (87.80%) -(IGHD)-IGHJ6*01) [8.8.12] (1-119) -IGHG1*01 (120-449)], (222-213')-disulfure avec la chaîne légère kappa (1'-213') [*Homo sapiens* V-KAPPA (IGKV3-11*01 (87.40%) -IGKJ4*01) [5.3.9] (1'-107') -IGKC*01 (107'-213')]; dimère (228-228":231-231")-bisdisulfure

sirukumab	<p>inmunoglobulina G1-kappa, anti-[IL6 de <i>Homo sapiens</i> (interleukina 6, IL-6)], anticuerpo monoclonal de <i>Homo sapiens</i>; cadena pesada gamma1 (1-449) [<i>Homo sapiens</i> VH (IGHV3-7*01 (87.80%) -(IGHD)-IGHJ6*01) [8.8.12] (1-119) -IGHG1*01 (120-449)], (222-213')-disulfuro con la cadena ligera kappa (1'-213') [<i>Homo sapiens</i> V-KAPPA (IGKV3-11*01 (87.40%) -IGKJ4*01) [5.3.9] (1'-107') -IGKC*01 (107'-213')]; dímero (228-228":231-231")-bisdisulfuro</p> <p>Heavy chain / Chaîne lourde / Cadena pesada EVQLVESGGG LVQPGGSLRL SCAASGFTFS PFAMSWVRQA PGKLEWVAK 50 ISPGGSWYTY SDTIVTGRFTI SRDNAKNSLY LQMNSLRAED TAVYYCARQL 100 WGYYALDIWG QGTTVTVSSA STKGPSVFPFL APSSKSTSGG TAALGCLVKD 150 YFPEPVTWSW NSGALTSQVH TFPAVLQSSG LYSLSVVTV PSSSLGTQTY 200 ICNVNHHKPSN TKVDKKEVEPK SCDKTHTCPP CPAPELLGGP SVFLFPPKPK 250 DTLMISRTPE VTCVVVDVSH EDPEVKFNWY VDGVEVHNAK TKPREEQYNS 300 TYRVVSVLTV LHQDWLNGKE YKCKVSNKAL PAPIEKTISK ARGQPREPOV 350 YTLPPSRDEL TKNQVSLTCL VKGFYPSDIA VEWESNGQPE NNYKTTTPVL 400 DSDGSFFLYS KLTVDKSRWQ QGNVFSCSVM HEALHNHYTQ KSLSLSPGK 449</p> <p>Light chain / Chaîne légère / Cadena ligera EIVLTQSPAT LSLSPGERAT LSCASISVS YMYWYQQKPG QAPRLLIYDM 50 SNLASGIPAR FSGSGSGTDF TLTISSELEPE DFAVYYCMQW SGYPYTFGGG 100 TKVEIKRTVA APSVFIFPPS DEQLKSGTAS VVCLLNNFYP REAKVQWKVD 150 NALQSGNSQE SVTEQDSKDS TYLSSTLTLL SKADYEKHKV YACEVTHQGL 200 SSPVTKSFNR GEC 213</p> <p>Disulfide bridges location / Position des ponts disulfure / Posiciones de los puentes disulfuro Intra-H 22-96 146-202 263-323 369-427 22"-96" 146"-202" 263"-323" 369"-427" Intra-L 23'-87' 133'-193' 23"'-87"' 133"'-193" Inter-H-L 222-213' 222"-213" Inter-H-H 228-228" 231-231"</p> <p>N-glycosylation sites / Sites de N-glycosylation / Posiciones de N-glicosilación 299, 299"</p>
solithromycinum solithromycin	<p>(3aR,4R,7S,9R,10R,11R,13R,15R,15aR)-1-{4-[4-(3-aminophenyl)-1H-1,2,3-triazol-1-yl]butyl}-4-ethyl-7-fluoro-11-methoxy-3^a,7,9,11,13,15-hexamethyl-10-[[trideoxy-(dimethylamino)-β-D-hexopyranosyl]oxy]octahydro-2H-oxacyclotetradecino[4,3-b][1,3]oxazole-2,6,8,14(1H,7H,9H)-tetraone</p>
solithromycine	<p>(3aS,4R,7S,9R,10R,11R,13R,15R,15aR)-1-{4-[4-(3-aminophényl)-1H-1,2,3-triazol-1-yl]butyl}-4-éthyl-7-fluoro-11-méthoxy-3^a,7,9,11,13,15-hexaméthyl-10-[[3,4,6-tridéoxy-3-(diméthylamino)-β-D-xyl/o-hexopyranosyl]oxy]octahydro-2H-oxacyclotétradécino[4,3-d]oxazole-2,6,8,14(1H,7H,9H)-tétrone</p>
solitromicina	<p>(3aR,4R,7S,9R,10R,11R,13R,15R,15aR)-1-{4-[4-(3-aminofenil)-1H-1,2,3-triazol-1-il]butil}-4-etil-7-fluoro-3^a,7,9,11,13,15-hexametil-11-metoxi-10-[[tridesoxi-(dimetilamino)-β-D-hexopiranosil]oxi]octahidro-2H-oxaciclótetradecino[4,3-b][1,3]oxazol-2,6,8,14(1H,7H,9H)-tetraona</p>

C₄₃H₆₅FN₆O₁₀

760981-83-7

**spriferminum #**
spriferminL-methionyl[human fibroblast growth factor 18 (FGF-18, zFGF5)-
(1-169)-peptide

sprifermine

L-méthionyl[facteur 18 de croissance du fibroblaste humain (FGF-18,
zFGF5)-(1-169)-peptide]

esprifermina

L-metionil[factor 18 de crecimiento de fibroblastos humanos (FGF-
18, zFGF5)-(1-169)-péptido]C₈₇₆H₁₃₉₆N₂₅₆O₂₅₆S₆

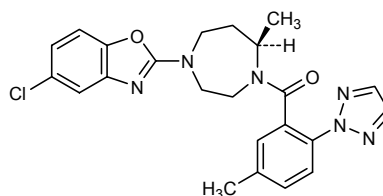
EENVDFRIHV	ENQTRARDDV	SRKQLRLYLQ	YSRTSGKHIQ	VLGRRISARG	M	50
EDGDKYAQLL	VETDTFGSQV	RIKGETEFY	LCMNRKGLV	GKPDGTSKEC		100
VFIEKVLENN	YTALMSAKYS	GWYVGPTRKG	RPRKGPKTRE	NQQDVHFMKR		150
YPKGQPELQK	PFKYTTVTK					169

Disulfide bridge location / Position du pont disulfure / Posición del puente disulfuro
82-100**suvorexantum**
suvorexant[(7*R*)-4-(5-chloro-1,3-benzoxazol-2-yl)-7-methyl-1,4-diazepan-1-yl][5-
methyl-2-(2*H*-1,2,3-triazol-2-yl)phenyl]methanone

suvorexant

[(7*R*)-4-(5-chloro-1,3-benzoxazol-2-yl)-7-méthyl-1,4-diazépan-1-yl][5-
méthyl-2-(2*H*-1,2,3-triazol-2-yl)phényl]méthanone

suvorexant

[(7*R*)-4-(5-cloro-1,3-benzoxazol-2-il)-7-metil-1,4-diazepan-1-il][5-
metil-2-(2*H*-1,2,3-triazol-2-il)fenil]metanonaC₂₃H₂₃ClN₆O₂

tabalumabum # tabalumab	immunoglobulin G4-kappa, anti-[<i>Homo sapiens</i> TNFSF13B (tumor necrosis factor superfamily member 13B, BAFF, THANK, TALL-1, TALL1, BLYS, BLyS, B cell activating factor, B lymphocyte stimulator, CD257)], <i>Homo sapiens</i> monoclonal antibody; gamma4 heavy chain (1-450) [<i>Homo sapiens</i> VH (IGHV4-34*01 (100.00%) -(IGHD)-IGHJ4*01) [8.7.17] (1-123) -IGHG4*01 hinge S10>P (231) (124-450)], (137-214')-disulfide with kappa light chain (1'-214') [<i>Homo sapiens</i> V-KAPPA (IGKV3-11*01 (97.90%) -IGKJ1*01) [6.3.9] (1'-107') -IGKC*05 (108'-214')]; (229-229":232-232")-bisdisulfide dimer
tabalumab	immunoglobuline G4-kappa, anti-[<i>Homo sapiens</i> TNFSF13B (membre 13B de la superfamille du facteur de nécrose tumorale, BAFF, THANK, TALL-1, TALL1, BLYS, BLyS, facteur d'activation des cellules B, stimulateur des lymphocytes B, CD257)], <i>Homo sapiens</i> anticorps monoclonal; chaîne lourde gamma4 (1-450) [<i>Homo sapiens</i> VH (IGHV4-34*01 (100.00%) -(IGHD)-IGHJ4*01) [8.7.17] (1-123) -IGHG4*01 charnière S10>P (231) (124-450)], (137-214')-disulfure avec la chaîne légère kappa (1'-214') [<i>Homo sapiens</i> V-KAPPA (IGKV3-11*01 (97.90%) -IGKJ1*01) [6.3.9] (1'-107') -IGKC*05 (108'-214')]; dimère (229-229":232-232")-bisdisulfure
tabalumab	inmunoglobulina G4-kappa, anti-[TNFSF13B de <i>Homo sapiens</i> (miembro 13B de la superfamilia del factor de necrosis tumoral, BAFF, THANK, TALL-1, TALL1, BLYS, BLyS, factor de activación de células B, estimulante de linfocitos B, CD257)], <i>Homo sapiens</i> anticuerpo monoclonal; cadena pesada gamma4 (1-450) [VH de <i>Homo sapiens</i> (IGHV4-34*01 (100.00%) -(IGHD)-IGHJ4*01) [8.7.17] (1-123) -IGHG4*01 bisagra S10>P (231) (124-450)], (137-214')-disulfuro con la cadena ligera kappa (1'-214') [<i>Homo sapiens</i> V-KAPPA (IGKV3-11*01 (97.90%) -IGKJ1*01) [6.3.9] (1'-107') -IGKC*05 (108'-214')]; dímero (229-229":232-232")-bisdisulfuro
	<p>Heavy chain / Chaîne lourde / Cadena pesada</p> <p>QVQLQQWAG LLKPSETLSL TCAVYGGGFS GYYWSWIRQP PGKLEWIGE 50 INHSGSTNYN PSLKSRVTIS VDTSKNQFSL KLSSVTAADT AVYYCARGYY 100 DILTGYYYYF DYWGQQLT VSSASTKGPS VFPLAPCSRS TSESTAALGC 150 LVKDYFPEPV TVSWNSGALT SGVHTFPAVL QSSGLYSLSS VVTVPSSSLG 200 TKTYTCNVDH KPSNTKVDKR VESKYGPPCP PCPAPEFLGG PSVFLPPPKP 250 KDTLMSRTP EVTQVVDVVS QEDPEVQFNW YVDGVEVHNA KTKPREEQFN 300 STYRVVSVLT VLHQDWLNGK EYKCKVSNKG LPSSIEKTIK KAKGQPREPQ 350 VYTLPPSQEE MTKNQVSLTC LVRGFPYPSDI AVEWESNGQP ENNYKTPPV 400 LSDSGSFFLY SRLTVDKSRW QEGNVFSCSV MHEALHNHYT QKSLSLSLGK 450</p> <p>Light chain / Chaîne légère / Cadena ligera</p> <p>EIVLTQSPAT LSLSPGERAT LSCRASQSVS RYLAWYQQKP GOAPRLLIYD 50 ASNRATGIPA RFGSGSGTD STLTISLLEP EDFAVYYCQQ RSNWPRTEFGQ 100 GTRVEIKRTV AAPSVFIFPP SDEQLKSGTA SVVCLLNNFY PREAKVQWVKV 150 DNALQSGNSQ ESVTEQDSKD STYLSLNTLT LSKADYEKHK VYACEVTHQG 200 LSSPVTKSFN RGEK 214</p> <p>Disulfide bridges location / Position des ponts disulfure / Posiciones de los puentes disulfuro</p> <p>Intra-H 22-95 150-206 264-324 370-428 22"-95" 150"-206" 264"-324" 370"-428" Intra-L 23'-88' 134'-194' 23"-88" 134"-194" Inter-H-L 137-214' 137"-214" Inter-H-H 229-229" 232-232"</p> <p>N-glycosylation sites / Sites de N-glycosylation / Posiciones de N-glicosilación 300, 300"</p>

tefinostat

tefinostat

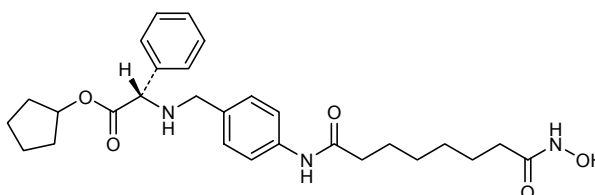
cyclopentyl (2S)-2-[(4-[8-(hydroxyamino)-8-oxooctanamido]phenyl)methyl]amino]-2-phenylacetate

téfinostat

(2S)-2-[(4-[8-(hydroxyamino)-8-oxooctanamido]phényl)méthyl]amino]-2-phénylacétate de cyclopentyle

tefinostat

(2S)-2-[(4-[8-(hidroxiamino)-8-oxooctanamido]fenil)metil]amino]-2-fenilacetato de ciclopentilo

C₂₈H₃₇N₃O₅**tofacitinib**

tofacitinib

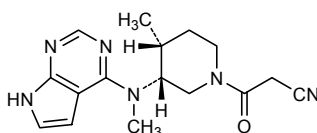
3-[(3R,4R)-4-methyl-3-[methyl(7H-pyrrolo[2,3-d]pyrimidin-4-yl)amino]piperidin-1-yl]-3-oxopropanenitrile

tofacitinib

3-[(3R,4R)-4-méthyl-3-[méthyl(7H-pyrrolo[2,3-d]pyrimidin-4-yl)amino]pipéridin-1-yl]-3-oxopropanenitrile

tofacitinib

3-[(3R,4R)-4-metil-3-[metil(7H-pirrolo[2,3-d]pirimidin-4-il)amino]piperidin-1-il]-3-oxopropanonitrilo

C₁₆H₂₀N₆O**trametinib**

trametinib

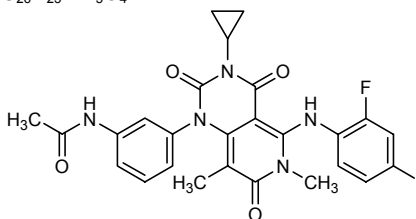
N-(3-{3-cyclopropyl-5-[(2-fluoro-4-iodophenyl)amino]-6,8-dimethyl-2,4,7-trioxo-3,4,6,7-tetrahydropyrido[4,3-d]pyrimidin-1(2H)-yl}phenyl)acetamide

tramétinib

N-(3-{3-cyclopropil-5-[(2-fluoro-4-iodophényl)amino]-6,8-diméthyl-2,4,7-trioxo-3,4,6,7-tétrahydropyrido[4,3-d]pyrimidin-1(2H)-yl}phényl)acétamide

trametinib

N-(3-{3-ciclopopil-5-[(2-fluoro-4-iodofenil)amino]-6,8-dimetil-2,4,7-trioxo-3,4,6,7-tetrahidropirido[4,3-d]pirimidin-1(2H)-il}fenil)acetamida

C₂₆H₂₃FIN₅O₄

upamostatatum

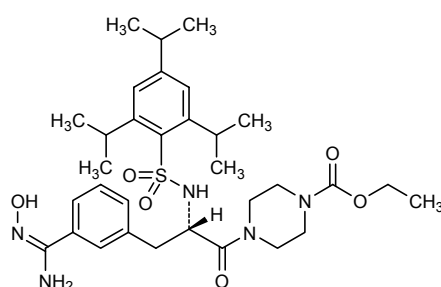
upamostat

ethyl 4-[(2*S*)-3-{3-[(*E*)-*N*'-hydroxycarbamimidoyl]phenyl}-2-[2,3,5-tri(propan-2-yl)benzenesulfonamido]propanoyl]piperazine-1-carboxylate

upamostat

4-[(2*S*)-3-{3-[(*E*)-*N*'-hydroxycarbamimidoyl]phényl}-2-[2,3,5-tri(propan-2-yl)benzènesulfonamido]propanoyl]pipérazine-1-carboxylate d'éthyle

upamostat

4-[(2*S*)-3-{3-[(*E*)-*N*'-hidroxycarbamimidoil]fenil}-2-[2,3,5-tri(propan-2-il)benzenosulfonamido]propanoil]piperazina-1-carboxilato de etiloC₃₂H₄₇N₅O₆S**vatelizumabum #**

vatelizumab

immunoglobulin G4-kappa, anti-[*Homo sapiens* ITGA2 (integrin alpha 2, CD49b, GPIa, subunit of the alpha2beta1 integrin (VLA-2, collagen receptor))], humanized monoclonal antibody; gamma4 heavy chain (1-446) [humanized VH (*Homo sapiens* IGHV4-59*01 (79.40%) -(IGHD)-IGHJ6*01) [8.7.13] (1-119) -*Homo sapiens* IGHG4*01 (120-446)], (133-213')-disulfide with kappa light chain (1'-213') [humanized V-KAPPA (*Homo sapiens* IGKV6D-41*01 (77.90%) -IGKJ1*01) [5.3.9] (1'-106') -*Homo sapiens* IGKC*01 (107'-213')]; (225-225":228-228")-bisdisulfide dimer

vatélizumab

immunoglobuline G4-kappa, anti-[*Homo sapiens* ITGA2 (intégrine alpha 2, CD49b, GPIa, sous-unité de l'intégrine alpha2bêta1 (VLA-2, récepteur du collagène))], anticorps monoclonal humanisé; chaîne lourde gamma4 (1-446) [VH humanisé (*Homo sapiens* IGHV4-59*01 (79.40%) -(IGHD)-IGHJ6*01) [8.7.13] (1-119) -*Homo sapiens* IGHG4*01 (120-446)], (133-213')-disulfure avec la chaîne légère kappa (1'-213') [V-KAPPA humanisé (*Homo sapiens* IGKV6D-41*01 (77.90%) -IGKJ1*01) [5.3.9] (1'-106') -*Homo sapiens* IGKC*01 (107'-213')]; dimère (225-225":228-228")-bisdisulfure

vatelizumab

inmunoglobulina G4-kappa, anti-[*Homo sapiens* ITGA2 (integrina alfa 2, CD49b, GPIa, subunidad de la integrina alfa2beta1 (VLA-2, receptor del colageno))], anticuerpo monoclonal humanizado; cadena pesada gamma4 (1-446) [VH humanizada (*Homo sapiens* IGHV4-59*01 (79.40%) -(IGHD)-IGHJ6*01) [8.7.13] (1-119) -*Homo sapiens* IGHG4*01 (120-446)], (133-213')-disulfuro con la cadena ligera kappa (1'-213') [V-KAPPA humanizada (*Homo sapiens* IGKV6D-41*01 (77.90%) -IGKJ1*01) [5.3.9] (1'-106') -*Homo sapiens* IGKC*01 (107'-213')]; dímero (225-225":228-228")-bisdisulfuro

Heavy chain / Chaîne lourde / Cadena pesada

QVQLQESGPG	LVKPSETLSL	TCTVSGFSLT	NYGIHWIRQP	PGKGLEWLGV	50
IWARGFTNYN	SALMSRLTIS	KDNSKNQVSL	KLSSVTAADT	AVYYCARAND	100
GVEYAMDYWG	QGTLVTVSSA	STKGPSVFPPL	APCSRSTSES	TAALGCLVKD	150
YFPEPVTVSW	NSGALTSGVH	TFFAVLQSSG	LYSLSSVVTV	PSSSLGKTLY	200
TCNVDHKPSN	TKVDKRVESK	YGPFCPSCPA	PEFLGGPSVF	LFPPKPKDTL	250
MISRTPEVTC	VVVDVSQEDP	EVQFNWYVDG	VEVHNAKTKP	REEQFNSTYR	300
VVSVLTVLHQ	DWLNKKEYKC	KVSNKGLPSS	IEKTISKAKG	QPREPQVYTL	350
PPSQEEMTKN	QVSLTCLVKG	FYPSDIAVEW	ESNGQPENNY	KTTTPVLDSD	400
GSFFLYSRLT	VDKSRWQEGN	VFSCSVMHEA	LHNHYTQKSL	SLSLGK	446

Light chain / Chaîne légère / Cadena ligera

DFVMTQSPAF	LSVTPGGEKVT	ITCSAQSSVN	YIHWYQQKPD	QAPKCLIYDT	50
SKLASGVPSR	FSGSGSGTDY	TFTISSLEAE	DAATYYCQQW	TNPLTFGQG	100
TKVEIKRTVA	APSVFIFPPS	DEQLKSGTAS	VVCLLNNFYP	REAKVQWKVD	150
NALQSGNSQE	SVTEQDSKDS	TYSLSSTLTL	SKADYEKHKV	YACEVTHQGL	200
SSPVTKSPNR	GEC				213

Disulfide bridges location / Position des ponts disulfure / Posiciones de los puentes disulfuro

Intra-H	22-95	146-202	260-320	366-424
	22"-95"	146"-202"	260"-320"	366"-424"
Intra-L	23"-87"	133"-193"		
	23"-87"	133"-193"		
Inter-H-L	133-213'	133"-213"		
Inter-H-H	225-225"	228-228"		

N-glycosylation sites / Sites de N-glycosylation / Posiciones de N-glicosilación

296, 296"

* "INN for pharmaceutical substances: Names for radicals, groups & others" document available at / document disponible à / documento disponible en :

<http://www.who.int/medicines/services/inn/publication/en/index.html>

Electronic structure available on Mednet: <http://mednet.who.int/>

Structure électronique disponible sur Mednet: <http://mednet.who.int/>

Estructura electrónica disponible en Mednet: <http://mednet.who.int/>

**AMENDMENTS TO PREVIOUS LISTS
MODIFICATIONS APPORTÉES AUX LISTES ANTÉRIEURES
MODIFICACIONES A LAS LISTAS ANTERIORES**

Recommended International Non Proprietary Names (Rec. INN): List 6
(*Chronicle of the WHO, December 1959, Vol. 13, No. 12*)

- p. 468 **mecamylaminum**
mecamylamine *replace the chemical name by the following*
- (1*RS*,2*SR*,4*SR*)-*N*,2,3,3-tetramethylbicyclo[2.2.1]heptan-2-amine

Denominations communes internationales recommandées (DCI Rec.): Liste 6
(*Chronique de l'OMS, Vol. 13, No. 12, décembre 1959*)

- p. 488 **mecamylaminum**
mécamylamine *remplacer le nom chimique par le suivant*
- (1*RS*,2*SR*,4*SR*)-*N*,2,3,3-tétraméthylbicyclo[2.2.1]heptan-2-amine

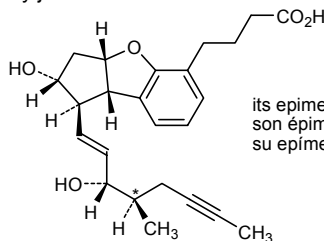
Denominaciones Comunes Internacionales Recomendadas (DCI Rec.): Lista 6
(*Crónica de la OMS, Vol. 13, No. 12, diciembre de 1959*)

- p. 501 **mecamylaminum**
mecamilamina *sustitúyase el nombre químico por el siguiente*
- (1*RS*,2*SR*,4*SR*)-*N*,2,3,3-tetrametilbicyclo[2.2.1]heptan-2-amina

Recommended International Non Proprietary Names (Rec. INN): List 31
(*WHO Drug Information, Vol. 5, No. 3, 1991*)

- p. 17 **beraprostum**
beraprost *replace the chemical name and the structure by the following ones*

rac-4-[(1*R*,2*R*,3*aS*,8*bS*)-2-hydroxy-1-[(1*E*,3*S*,4*RS*)-3-hydroxy-4-methyloct-1-en-6-ynyl]-2,3,3*a*,8*b*-tetrahydro-1*H*-cyclopenta[*b*][1]benzofuran-5-yl]butanoic acid



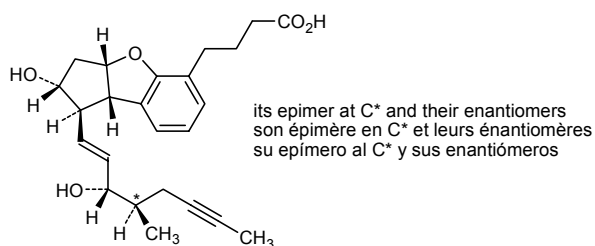
its epimer at C* and their enantiomers
son épimère en C* et leurs énantiomères
su epímero al C* y sus enantiómeros

Denominations communes internationales recommandées (DCI Rec.): Liste 31
(Informations pharmaceutiques OMS, Vol. 5, No. 3, 1991)

p. 18 **beraprostum**
béraprost

remplacer le nom chimique et la structure par les suivants

acide *rac*-4-[(1*R*,2*R*,3*aS*,8*bS*)-2-hydroxy-1-[(1*E*,3*S*,4*RS*)-3-hydroxy-4-méthyl-oct-1-én-6-ynyl]-2,3,3*a*,8*b*-tétrahydro-1*H*-cyclopenta[*b*][1]benzofuran-5-yl]butanoïque

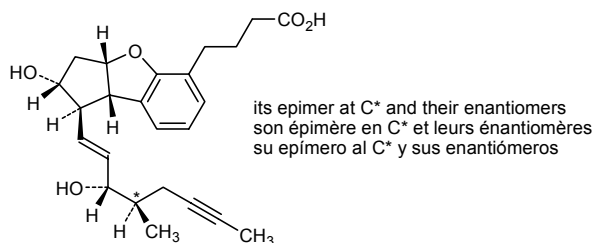


Denominaciones Comunes Internacionales Recomendadas (DCI Rec.): Lista 31
(Información farmacéutica OMS, Vol. 5, No. 3, 1991)

p. 18 **beraprostum**
beraprost

sustitúyase el nombre químico y la estructura por los siguientes

ácido *rac*-4-[(1*R*,2*R*,3*aS*,8*bS*)-2-hidroxi-1-[(1*E*,3*S*,4*RS*)-3-hidroxi-4-metil-oct-1-en-6-inil]-2,3,3*a*,8*b*-tetrahidro-1*H*-ciclopenta[*b*][1]benzofuran-5-il]butanoico



Recommended International Non Proprietary Names (Rec. INN): List 62

Denominations communes internationales recommandées (DCI Rec.): Liste 62

Denominaciones Comunes Internacionales Recomendadas (DCI Rec.): Lista 62

(WHO Drug Information, Vol. 23, No. 3, 2009)

p. 250 *delete/supprimer/suprimáse* *insert/insérer/insertese*
ingenoli mebutatum **ingenoli mebutas**

Recommended International Non Proprietary Names (Rec. INN): List 63
Denominations communes internationales recommandées (DCI Rec.): Liste 63
Denominaciones Comunes Internacionales Recomendadas (DCI Rec.): Lista 63
(WHO Drug Information, Vol. 24, No. 1, 2010)

p. 69	olodaterolum olodaterol olodatérol olodaterol	<i>replace the chemical name by the following</i> <i>remplacer le nom chimique par le suivant</i> <i>sustitúyase el nombre químico por el siguiente</i>
		6-hydroxy-8-[(1R)-1-hydroxy-2-[[1-(4-methoxyphenyl)-2-methylpropan-2-yl]amino]ethyl]-2H-1,4-benzoxazin-3(4H)-one
		6-hydroxy-8-[(1R)-1-hydroxy-2-[[1-(4-méthoxyphényl)-2-méthylpropan-2-yl]amino]éthyl]-2H-1,4-benzoxazin-3(4H)-one
		6-hidroxi-8-[(1R)-1-hidroxi-2-[[1-(4-metoxifenil)-2-metilpropan-2-il]amino]etil]-2H-1,4-benzoxazin-3(4H)-ona

Recommended International Non Proprietary Names (Rec. INN): List 64
Denominations communes internationales recommandées (DCI Rec.): Liste 64
Denominaciones Comunes Internacionales Recomendadas (DCI Rec.): Lista 64
(WHO Drug Information, Vol. 24, No. 3, 2010)

p. 264	condoliasum # condoliase condoliase condoliasa	<i>replace the structure by the following</i> <i>remplacer la structure par la suivante</i> <i>sustitúyase la estructura por la siguiente</i>																																																																																																																								
		<table border="0"> <tr><td>ATSNPAFDPK</td><td>NLMQSEIYHF</td><td>AQNNPLADFS</td><td>SDKNSILTLS</td><td>DKRSIMGNQS</td><td>50</td></tr> <tr><td>LLWKWKGGSS</td><td>FTLHKKLIVP</td><td>TDKEASKAWG</td><td>RSSTPVFSFW</td><td>LYNEKPIDGY</td><td>100</td></tr> <tr><td>LTIDFGEKLI</td><td>STSEAQAGFK</td><td>VKLDFTGWRA</td><td>VGVSLLNDLE</td><td>NREMTLNATN</td><td>150</td></tr> <tr><td>TSSDGTQDSI</td><td>GRSLGAKVDS</td><td>IRFKAPSNVS</td><td>QGEIYIDRIM</td><td>FSDVDARYQW</td><td>200</td></tr> <tr><td>SDYQVKTRLS</td><td>EPEIQFHNVK</td><td>PQLPVTPENL</td><td>AAIDLIRQRL</td><td>INEFVGGEKE</td><td>250</td></tr> <tr><td>TNLALEENIS</td><td>KLKSDFDALN</td><td>IHTLANGGTQ</td><td>GRHLITDKQI</td><td>IYQFENLNS</td><td>300</td></tr> <tr><td>QDKQLFDNYV</td><td>ILGNYTTLMF</td><td>NISRAYVLEK</td><td>DPTQKAQLKQ</td><td>MYLLMTKHLL</td><td>350</td></tr> <tr><td>DQGFVKGSAL</td><td>VTHHWGYSS</td><td>RWWYISTLLM</td><td>SDALKEANLQ</td><td>TQVYDSLWY</td><td>400</td></tr> <tr><td>SREFKSSFDM</td><td>KVSADSSDL</td><td>YFNTLSRQHL</td><td>ALLLLEPDDQ</td><td>KRINLVNTFS</td><td>450</td></tr> <tr><td>HYITGALTQV</td><td>PPGGKDGLRP</td><td>DGTAWRHEGN</td><td>YPGYSFPFAK</td><td>NASQLIYLLR</td><td>500</td></tr> <tr><td>DTPFVSVEG</td><td>WNNLKKAMVS</td><td>AWIYSNPEVG</td><td>LPLAGRHPFN</td><td>SPSLKSVAGQ</td><td>550</td></tr> <tr><td>YYWLAMSAKS</td><td>SPDKTLASIY</td><td>LAISDKTQNE</td><td>STAIFFGETIT</td><td>PASLPQGFYA</td><td>600</td></tr> <tr><td>FNGGAFGIHR</td><td>WQDKMVTLKA</td><td>YNTNVWSSEI</td><td>YNKDNRYGRY</td><td>QSHGVAQIVS</td><td>650</td></tr> <tr><td>NGSQLSQGYQ</td><td>QECWDWNRMQ</td><td>GATTIHLPLK</td><td>DLDSPKPHTL</td><td>MQRGERGFSG</td><td>700</td></tr> <tr><td>TSSLEGQYGM</td><td>MAFDLIYPAN</td><td>LERFDPNFETA</td><td>KKSVLAADNH</td><td>LIFIGSNINS</td><td>750</td></tr> <tr><td>SDKNKNVETT</td><td>LFQHAITPTL</td><td>NTLWINGQKI</td><td>ENMPYQTTLO</td><td>QGDWLIDSNG</td><td>800</td></tr> <tr><td>NGYLITQAEK</td><td>VNVSROHQVS</td><td>AENKNRQPT</td><td>GNFSSAWIDH</td><td>STRPKDASYE</td><td>850</td></tr> <tr><td>YMVFLDATPE</td><td>KMGEMAQKFR</td><td>ENNGLYQVLR</td><td>KDKDVHIIID</td><td>KLSNVTGYAF</td><td>900</td></tr> <tr><td>YQPASIEDKW</td><td>IKKVNKPAIV</td><td>MTHRQKDTLI</td><td>VSAVTPDLNM</td><td>TRQKAATPVT</td><td>950</td></tr> <tr><td>INVTINGKWQ</td><td>SADKNSEVKY</td><td>QVSGDNTELT</td><td>FTSYFGIPQE</td><td>IKLSPLP</td><td>997</td></tr> </table>	ATSNPAFDPK	NLMQSEIYHF	AQNNPLADFS	SDKNSILTLS	DKRSIMGNQS	50	LLWKWKGGSS	FTLHKKLIVP	TDKEASKAWG	RSSTPVFSFW	LYNEKPIDGY	100	LTIDFGEKLI	STSEAQAGFK	VKLDFTGWRA	VGVSLLNDLE	NREMTLNATN	150	TSSDGTQDSI	GRSLGAKVDS	IRFKAPSNVS	QGEIYIDRIM	FSDVDARYQW	200	SDYQVKTRLS	EPEIQFHNVK	PQLPVTPENL	AAIDLIRQRL	INEFVGGEKE	250	TNLALEENIS	KLKSDFDALN	IHTLANGGTQ	GRHLITDKQI	IYQFENLNS	300	QDKQLFDNYV	ILGNYTTLMF	NISRAYVLEK	DPTQKAQLKQ	MYLLMTKHLL	350	DQGFVKGSAL	VTHHWGYSS	RWWYISTLLM	SDALKEANLQ	TQVYDSLWY	400	SREFKSSFDM	KVSADSSDL	YFNTLSRQHL	ALLLLEPDDQ	KRINLVNTFS	450	HYITGALTQV	PPGGKDGLRP	DGTAWRHEGN	YPGYSFPFAK	NASQLIYLLR	500	DTPFVSVEG	WNNLKKAMVS	AWIYSNPEVG	LPLAGRHPFN	SPSLKSVAGQ	550	YYWLAMSAKS	SPDKTLASIY	LAISDKTQNE	STAIFFGETIT	PASLPQGFYA	600	FNGGAFGIHR	WQDKMVTLKA	YNTNVWSSEI	YNKDNRYGRY	QSHGVAQIVS	650	NGSQLSQGYQ	QECWDWNRMQ	GATTIHLPLK	DLDSPKPHTL	MQRGERGFSG	700	TSSLEGQYGM	MAFDLIYPAN	LERFDPNFETA	KKSVLAADNH	LIFIGSNINS	750	SDKNKNVETT	LFQHAITPTL	NTLWINGQKI	ENMPYQTTLO	QGDWLIDSNG	800	NGYLITQAEK	VNVSROHQVS	AENKNRQPT	GNFSSAWIDH	STRPKDASYE	850	YMVFLDATPE	KMGEMAQKFR	ENNGLYQVLR	KDKDVHIIID	KLSNVTGYAF	900	YQPASIEDKW	IKKVNKPAIV	MTHRQKDTLI	VSAVTPDLNM	TRQKAATPVT	950	INVTINGKWQ	SADKNSEVKY	QVSGDNTELT	FTSYFGIPQE	IKLSPLP	997
ATSNPAFDPK	NLMQSEIYHF	AQNNPLADFS	SDKNSILTLS	DKRSIMGNQS	50																																																																																																																					
LLWKWKGGSS	FTLHKKLIVP	TDKEASKAWG	RSSTPVFSFW	LYNEKPIDGY	100																																																																																																																					
LTIDFGEKLI	STSEAQAGFK	VKLDFTGWRA	VGVSLLNDLE	NREMTLNATN	150																																																																																																																					
TSSDGTQDSI	GRSLGAKVDS	IRFKAPSNVS	QGEIYIDRIM	FSDVDARYQW	200																																																																																																																					
SDYQVKTRLS	EPEIQFHNVK	PQLPVTPENL	AAIDLIRQRL	INEFVGGEKE	250																																																																																																																					
TNLALEENIS	KLKSDFDALN	IHTLANGGTQ	GRHLITDKQI	IYQFENLNS	300																																																																																																																					
QDKQLFDNYV	ILGNYTTLMF	NISRAYVLEK	DPTQKAQLKQ	MYLLMTKHLL	350																																																																																																																					
DQGFVKGSAL	VTHHWGYSS	RWWYISTLLM	SDALKEANLQ	TQVYDSLWY	400																																																																																																																					
SREFKSSFDM	KVSADSSDL	YFNTLSRQHL	ALLLLEPDDQ	KRINLVNTFS	450																																																																																																																					
HYITGALTQV	PPGGKDGLRP	DGTAWRHEGN	YPGYSFPFAK	NASQLIYLLR	500																																																																																																																					
DTPFVSVEG	WNNLKKAMVS	AWIYSNPEVG	LPLAGRHPFN	SPSLKSVAGQ	550																																																																																																																					
YYWLAMSAKS	SPDKTLASIY	LAISDKTQNE	STAIFFGETIT	PASLPQGFYA	600																																																																																																																					
FNGGAFGIHR	WQDKMVTLKA	YNTNVWSSEI	YNKDNRYGRY	QSHGVAQIVS	650																																																																																																																					
NGSQLSQGYQ	QECWDWNRMQ	GATTIHLPLK	DLDSPKPHTL	MQRGERGFSG	700																																																																																																																					
TSSLEGQYGM	MAFDLIYPAN	LERFDPNFETA	KKSVLAADNH	LIFIGSNINS	750																																																																																																																					
SDKNKNVETT	LFQHAITPTL	NTLWINGQKI	ENMPYQTTLO	QGDWLIDSNG	800																																																																																																																					
NGYLITQAEK	VNVSROHQVS	AENKNRQPT	GNFSSAWIDH	STRPKDASYE	850																																																																																																																					
YMVFLDATPE	KMGEMAQKFR	ENNGLYQVLR	KDKDVHIIID	KLSNVTGYAF	900																																																																																																																					
YQPASIEDKW	IKKVNKPAIV	MTHRQKDTLI	VSAVTPDLNM	TRQKAATPVT	950																																																																																																																					
INVTINGKWQ	SADKNSEVKY	QVSGDNTELT	FTSYFGIPQE	IKLSPLP	997																																																																																																																					

Procedure and Guiding Principles / Procédure et Directives / Procedimientos y principios generales

The text of the *Procedures for the Selection of Recommended International Nonproprietary Names for Pharmaceutical Substances* and *General Principles for Guidance in Devising International Nonproprietary Names for Pharmaceutical Substances* will be reproduced in proposed INN lists only.

Les textes de la *Procédure à suivre en vue du choix de dénominations communes internationales recommandées pour les substances pharmaceutiques* et des *Directives générales pour la formation de dénominations communes internationales applicables aux substances pharmaceutiques* seront publiés seulement dans les listes des DCI proposées.

El texto de los *Procedimientos de selección de denominaciones comunes internacionales recomendadas para las sustancias farmacéuticas* y de los *Principios generales de orientación para formar denominaciones comunes internacionales para sustancias farmacéuticas* aparece solamente en las listas de DCI propuestas.