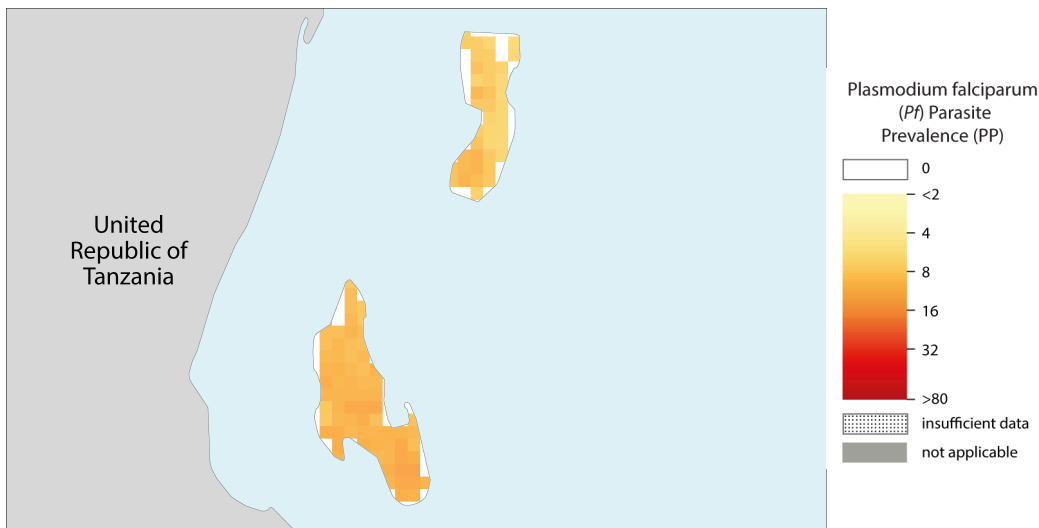


# Zanzibar



## I. Epidemiological Profile

### Population Distribution (Country reported)

Population	2024	%
High transmission (>1 case per 1000 population)	2.0M	97.0%
Low transmission (0-1 case per 1000 population)	61.7K	3.0%
Malaria free (0 cases)	-	0.0%
<b>Total</b>	<b>2.0M</b>	<b>100%</b>

### Reported Cases and Deaths

Total cases (presumed + confirmed) **21.3K**

### Parasites and Vectors

#### Major Plasmodium Species

*P. falciparum*\*: **43.4%**

*P. vivax*: -

\*Includes mixed infections and other species of Plasmodium

#### Major Anopheles Species

-

### WHO Estimates

**16.8K**

Estimated Cases

Confidence Interval: [-,-]

**18**

Estimated Deaths

Confidence Interval: [-,-]

## II. Intervention policies and strategies

### Interventions and Policies

Intervention	Policies/Strategies	Policy	Year
Diagnosis	Malaria diagnosis with either microscopy or RDTs are free in the public sector	Yes	-
Treatment	ACTs for malaria treatment is free in the public sector	Yes	2006
	ACT is delivered at community	No	-
	Pre-referral Rx with rectal artesunate suppositories at community level	No	-
	Single dose of primaquine is used as gametocidal medicine for <i>P. falciparum</i>	No	2013
	The sale of oral artemisinin- based monotherapy drugs	is banned	2007
	IPT	IPT used to prevent malaria during pregnancy	-
	Community based delivery of IPTp (c-IPTp) is used to prevent malaria during pregnancy aligned with WHO recommendation	-	-
	Seasonal malaria chemoprevention (SMC) is used, aligned with WHO recommendation	-	-
	Perennial Malaria Chemoprevention (PMC) is used, aligned with WHO recommendation	-	-
	Intermittent Preventive Treatment in school-aged children (IPTsc) is used, aligned with WHO recommendation	-	-
Surveillance	Malaria is a notifiable disease	Yes*	2007
	Case investigation and classification is undertaken	Yes	2012
	Foci investigation and classification is undertaken	Yes	2012
	Case reporting from private sector is mandatory	Yes	2023
ITN	ITNs distributed free of charge through through mass campaign to all age groups	Yes	2006
	ITNs distributed free of charge through routine channels to all age groups	Yes	2006
	ITNs durability is monitored	No	-
IRS	IRS is an intervention at the NMP	Yes	-
	DDT is used for IRS	No	-

### Antimalarial Treatment Policy

Antimalaria treatment policy	Medicine	Year adopted
First-line treatment of unconfirmed malaria	-	
First-line treatment of <i>P. falciparum</i>	-	
For treatment failure of <i>P. falciparum</i>	-	
Treatment of severe malaria	-	
Treatment of <i>P. vivax</i>	-	

### Type of RDT used (public)

P.f + all species (Combo)

### Therapeutic efficacy tests (clinical and parasitological failure, %)

Medicine	Year	Min	Median	Max	Follow-up	No. of studies	Species
----------	------	-----	--------	-----	-----------	----------------	---------

### Resistance status by insecticide class (2020-2024) and use of class for malaria vector control (2024)

Insecticide class	(%) sites <sup>1</sup>	Vectors <sup>2</sup>	Used <sup>3</sup>
-------------------	------------------------	----------------------	-------------------

<sup>1</sup> Percent of sites for which resistance is confirmed and total number of sites that reported data

<sup>2</sup> Vectors reported to exhibit resistance to insecticide class

<sup>3</sup> Class reported as used for malaria control in 2024

Intervention	Policies/Strategies	Policy	Year
Larval source management	Use of Larval source management	Yes	2023

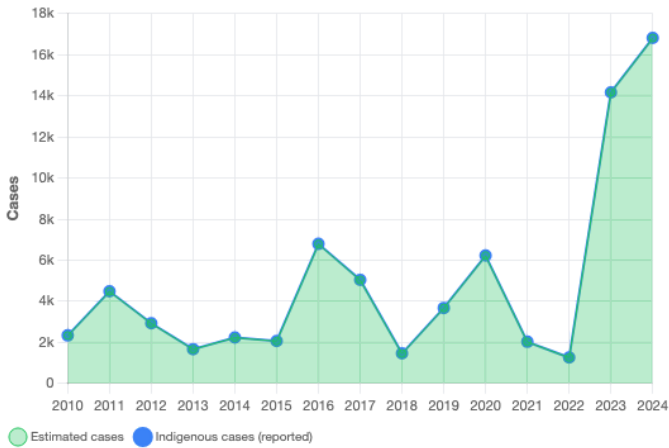
**Yes\*** = Policy adopted, but not implemented in 2024, or no data exist to support implementation

**No** = Policy does not exist or policy has been discontinued

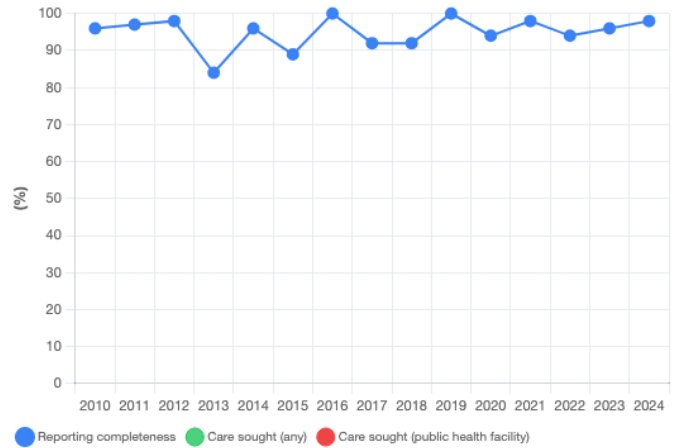
Earliest year that policy is adopted was adjusted based on the earliest year that the WHO policy was recommended

### III. Data Visualization

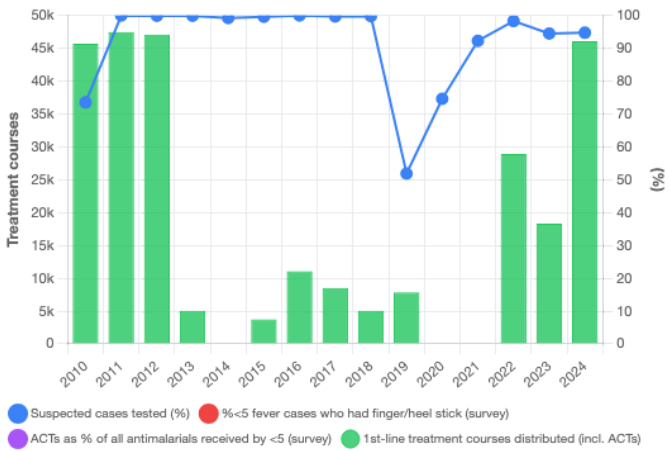
Estimated and reported cases



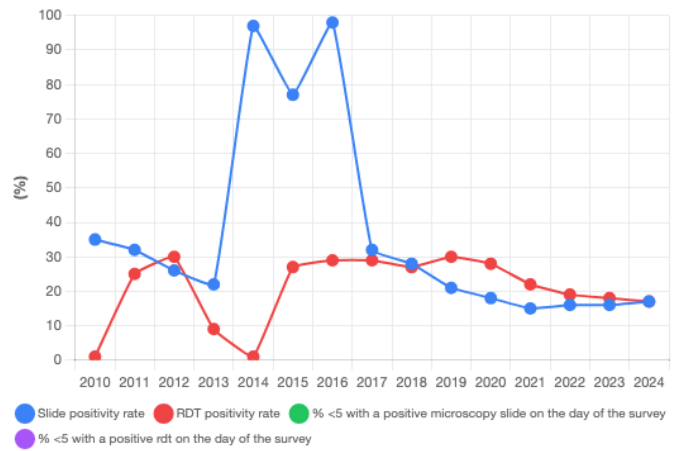
Treatment seeking and reporting completeness



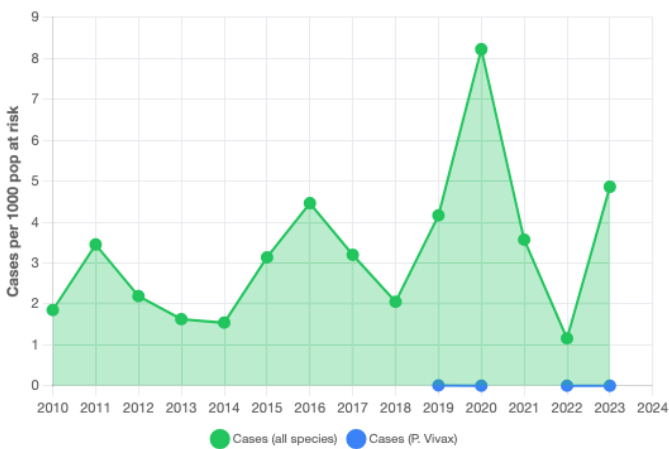
Cases tested and treated



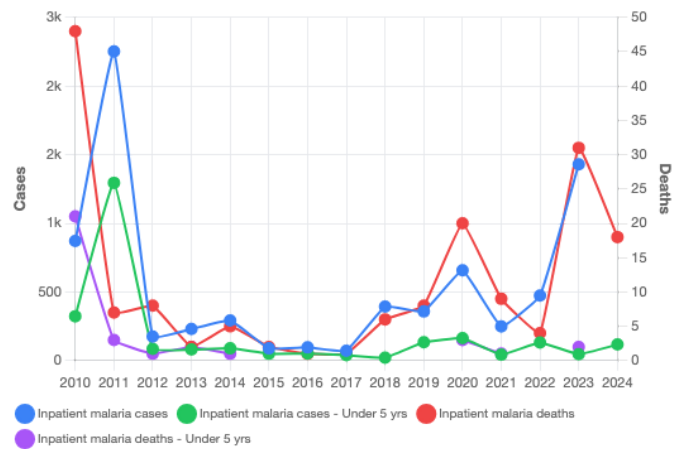
Test positivity



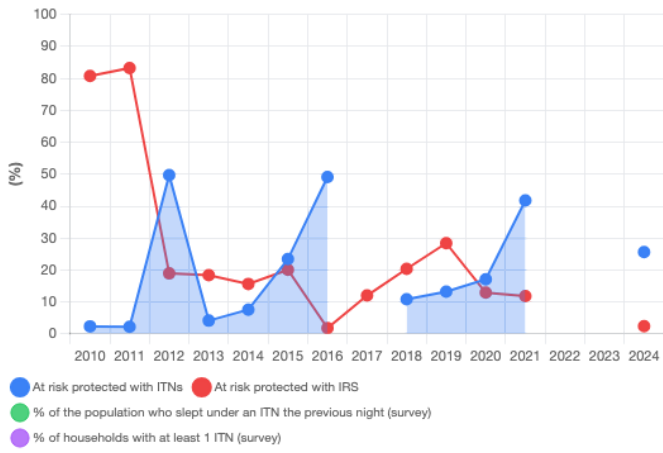
Confirmed malaria cases per 1000 population at risk



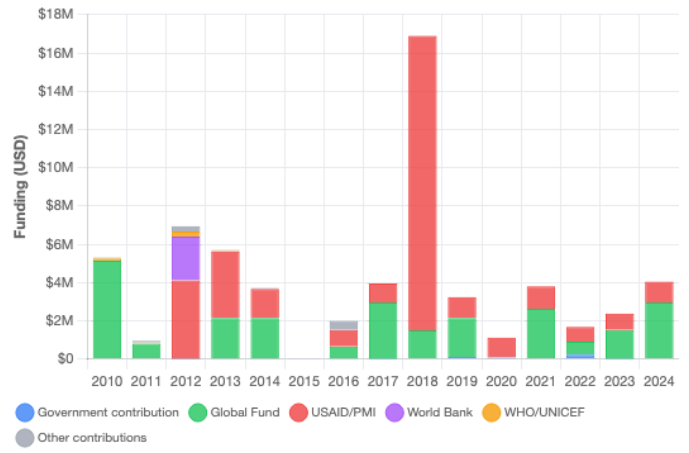
Malaria inpatients and deaths



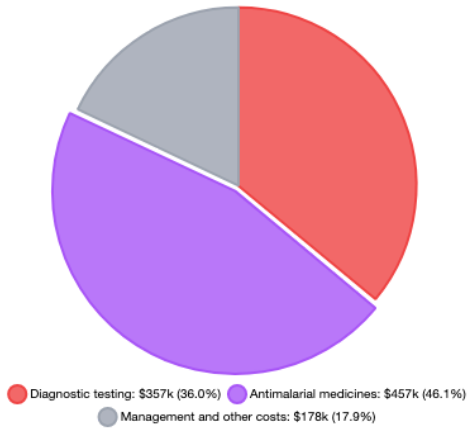
Coverage of ITN and IRS



Sources of financing



Government expenditure by intervention in 2024



Footnotes

Country profiles are generated automatically based on data reported by countries. They are available for all current malaria endemic countries and areas asked to report to the Malaria and Neglected Tropical Diseases Programme annually. Country profiles are based on data validated by the countries as of 15 October 2025.

Further information on the methods used to estimate malaria cases and deaths can be found in Annex I of the 2025 WMR, and an explanation for the gap between estimated and reported confirmed indigenous cases is provided in [mpac-april2018-erg-report-malaria-burden-session6.pdf](https://cdn.who.int/media/docs/default-source/malaria/mpac-documentation/mpac-april2018-erg-report-malaria-burden-session6.pdf) ([https://cdn.who.int/media/docs/default-source/malaria/mpac-documentation/mpac-april2018-erg-report-malaria-burden-session6.pdf?sfvrsn=44e72782\\_2](https://cdn.who.int/media/docs/default-source/malaria/mpac-documentation/mpac-april2018-erg-report-malaria-burden-session6.pdf?sfvrsn=44e72782_2)).

World Malaria Report 2025