

MALDIVES RESPONSE TO COVID-19

SITREP: 3 December 2020

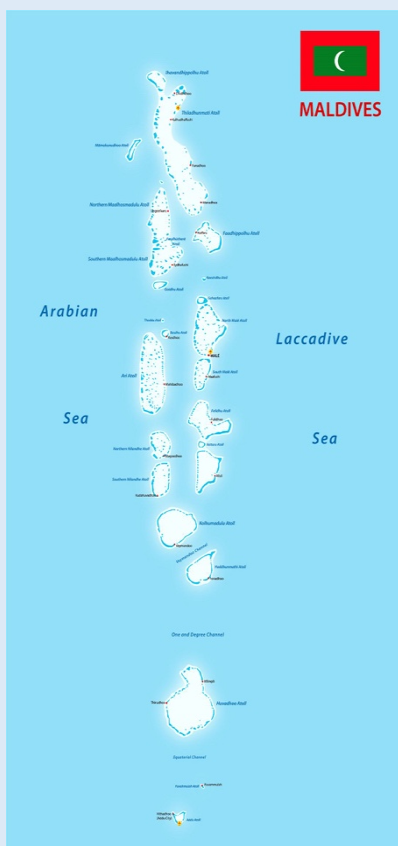


World Health
Organization

Maldives

SUMMARY OF SITUATION

Update



Confirmed Cases	13,070
Recoveries	12,001 (91.82%)
Deaths	47 (0.36%)
Active Cases	1,015
Hospitalized Cases	91
Active cases: Geographical distribution	
Greater Male' Area	775
Haa Dhaal kulhudhuffushi	2
Haa Dhaal Neykurendhoo	1
Shaviyani Lhaimagu	1
Shaviyani Foakaidhoo	1
Shaviyani Feydhoo	1
Raa Inguraidhoo	1
Baa Goidhoo	1
Baa Kendhoo	1
Kaafu Huraa	1
Kaafu Maafushi	6
Kaafu Kaashidhoo	1
Alif Alif Ukulhas	1
Vaavu. Thinadhoo	1
Meemu. Mulak	1
Thaa Vilufushi	1
Gaafu Alifu Maamendhoo	1

Public health risk alert levels

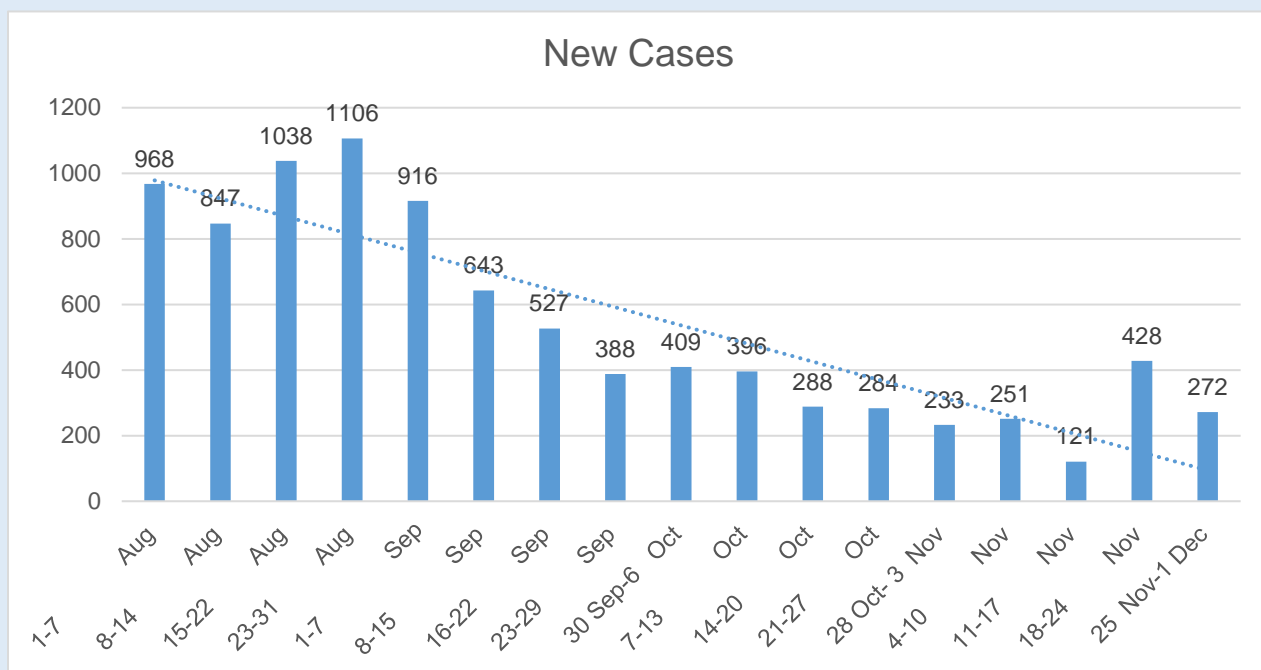
National	Level 2	YELLOW
Male' City	Level 4	RED

Key updates

COVID-19 transmission in the Maldives

13,070 COVID-19 cases have been reported in the Maldives out of which 92 percent have recovered. The transmission of disease continues to focus in greater Male region. The number of cases have significantly declined in November compared to September, 2020. 698 cases were reported during a 2-week period at the end of November. 223 of these cases were detected in 2 clusters in Airport Cargo (MACL) and Kaafu. Rahfalhu Huraa. The clusters have been managed as per protocol. Currently there -33 active cases in MACL & 92 cases in Kaafu. Rahfalhu Huraa Cluster.

In the last 24 hours; a total of 21 new case was reported; 20 from Male' Area and 1 from Resort. No new cases were reported from any other inhabited islands, islands under development or industrial islands. Positive cases continue to be seen mostly among contacts of positive cases. Despite this, the sample positivity rate has been declining with an average positive rate of 2-3%. However, the flu clinic consultations have been decreased with less than 100 consultations per day across the week



New locally transmitted cases have link to known cases or clusters. Currently there are 1,015 active cases in the country; 775 in Male area and 240 outside. Of the cases outside Male', 57 active cases are under observation in Resorts, 7 in other Tourist Establishments (Yacht/Safari), 151 in Islands Under Development and 1 in an industrial island.

Currently there are 91 hospitalized cases, all in Male' region. No cases are admitted outside Male' region and there is no patient in ICU or ventilator care

Maldives continues to maintain its high testing rates – maintaining one of the best testing rates in the world and currently stands at 16 tests per case. Over the past month testing capacity has been extended from 1500 to 1800 tests per day. WHO support has been the back bone for the institution and expansion of COVID-19 testing in Male and across the country.

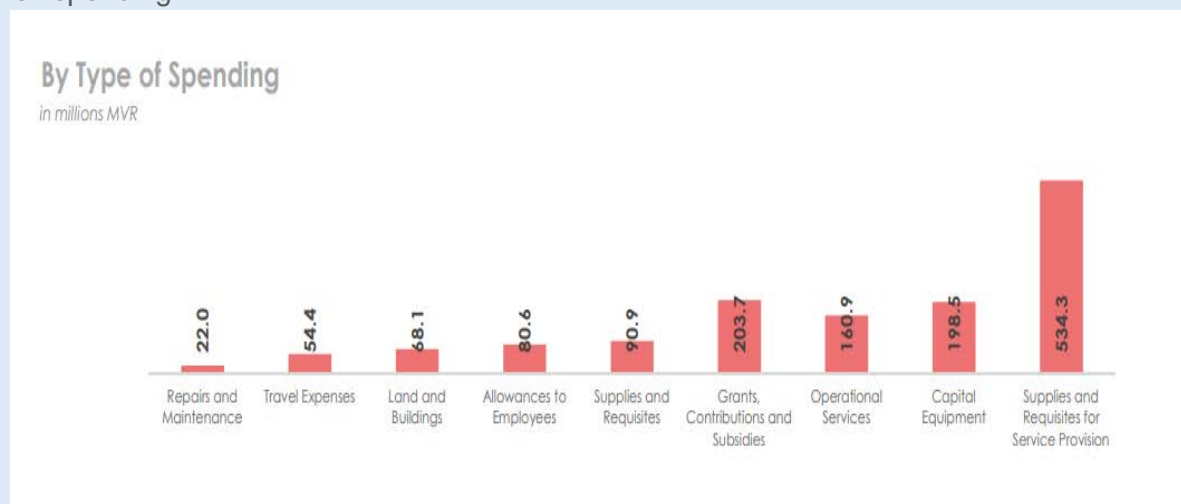
Since the country opened the border, a total of 67,564 tourists have arrived, making the total tourist arrival rate to 450,411. The tourist positivity rate remains from 0.23-0.26% throughout the period. The country has also won the World's Leading Destination Award of 2020 and continues to be very vigilant, especially with the peak season of Christmas and New Year ahead. The guest house operations are guided by the tourism guideline developed by Health Protection Agency in consultation with WHO and Technical Advisory Group.

Early detection, isolation and management of COVID-19 cases and improving compliance of Public Health and Social Measures have been the two important groups of intervention in the Maldives. The ongoing efforts have been effective considering and based on the above information, inspection of government offices, institutions and public places.

The country on 3 December 2020 reduced the quarantine period to 10 days for all except the close contact. The country is under Public Health Emergency until 4 December 2020. Decision to extend or not will be announced with in 24 hours.

COVID-19 Spending Report – as of 26th November 2020

As of 26 November 2020, total spending towards COVID-19 health and social efforts stood at MVR 1,329.4 million; a 0.7% increase from the week before. In this review period 44.6% of total health and social spending was committed-spending. In terms of week-on-week spending, MOH registered the highest spending compared to its peers at MVR 8.3 million. The majority of their spending was on their Operational Services and on Supplies and Requisites for Service Provision. Over the review period, other agencies only reported small incremental changes in their spending.



Total disbursements made to ERP schemes stood at MVR 1,360.1 million; unchanged from the week before. Over the review period there were no additional disbursements made towards any of the ERP schemes.

