

ACTION PLAN

# Essential Newborn Care 2

Assessment and Continuing Care

60 min

90 min



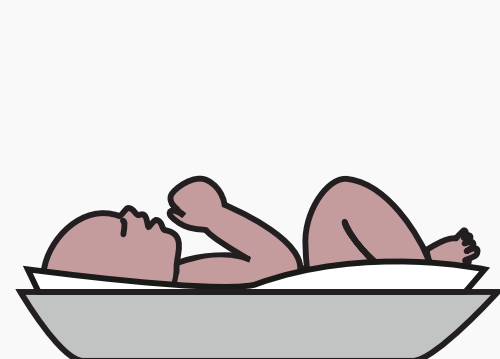
## Identify risk factors

### Assess

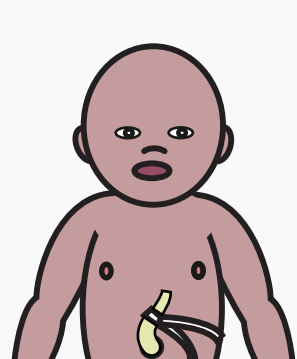
### Prevent disease




Temperature




Weight



Exam



Eye care



Cord care




Vitamin K

If at any time  
**DANGER SIGN**  
immediately  
give antibiotics  
and seek advanced care

## CLASSIFY

### ROUTINE

Weight  $\geq 2500\text{g}$   
Temp  $36.5 - 37.5^\circ\text{C}$   
Feeding well. Normal exam



Maintain  
normal  
temperature



Support  
breastfeeding

Advise about  
breast feeding  
problems

Reassess for  
discharge



Immunize  
Advise about  
home care

### INTERMEDIATE

Weight  $1500 - <2500\text{g}$ , Temp  $35.5 - 38^\circ\text{C}$   
Feeding difficulty. Risk of infection




Maintain skin-to-skin  
Support breastfeeding  
Treat risk of infection

### REASSESS

Low weight or  
low temperature

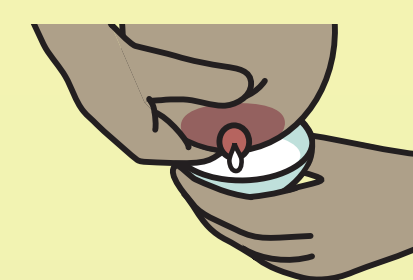


Provide  
continuous  
skin-to-skin



Improve  
thermal care

Feeding difficulty



Express  
breast milk



Feed with cup  
or tube



Transition to  
exclusive  
breastfeeding

### REASSESS

Improved

Prepare for  
discharge

Low weight



Immunize  
Advise about home care  
and community support

### ADVANCED

#### DANGER SIGNS

Breathing  $>60$   
Chest indrawing  
Temp  $<35.5^\circ\text{C}$  or  
 $>38^\circ\text{C}$   
Not feeding  
No movement  
Convulsions

Weight  $<1500\text{g}$   
Severe  
malformation  
Birth injury

Severe  
jaundice

Poor  
weight gain

Danger signs

Not improved  
Danger signs



Give  
antibiotics



Stabilize  
for referral as  
needed