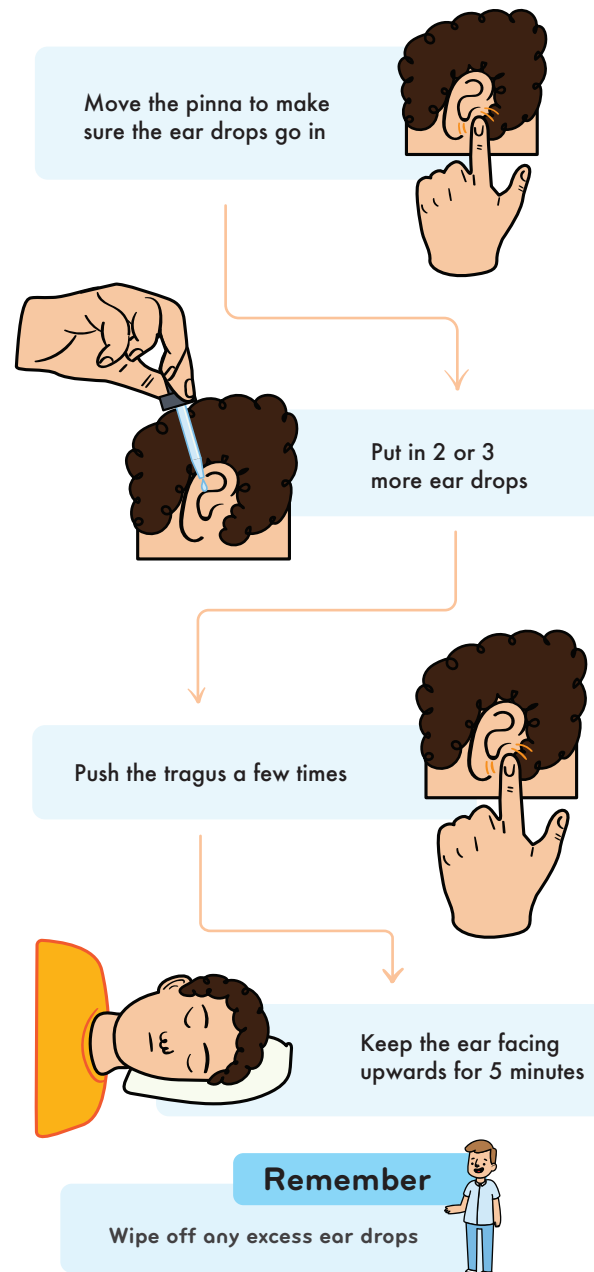
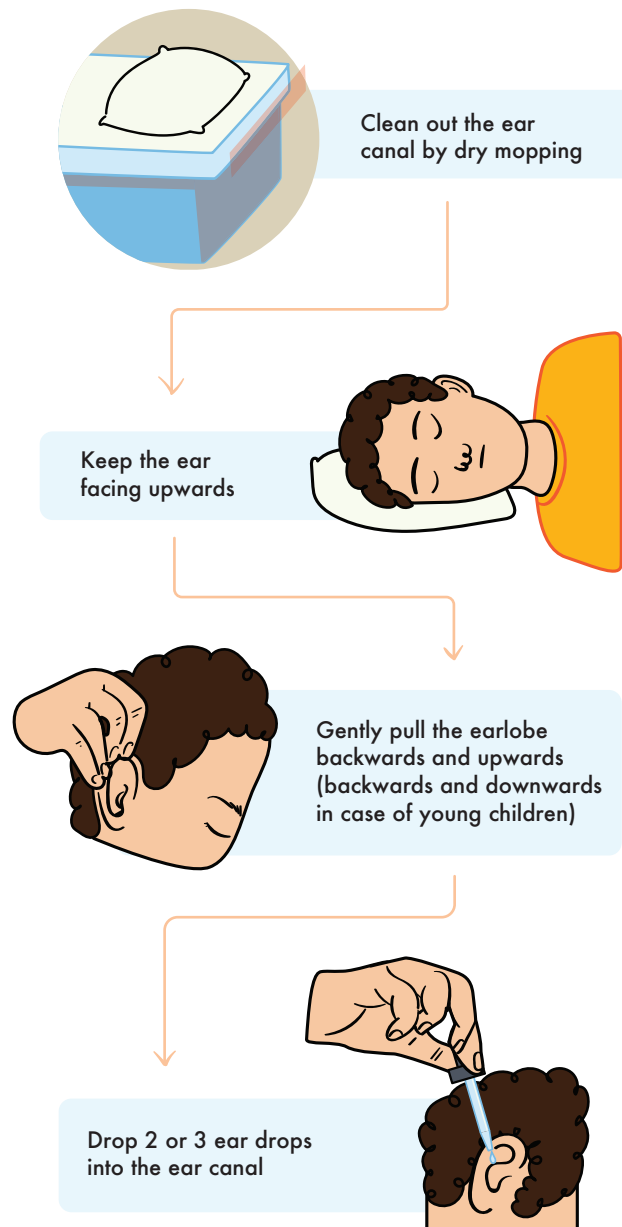


### Step 3

Use ear drops properly, if prescribed



© World Health Organization 2023. Some rights reserved. This work is available under the [CC BY-NC-SA 3.0 IGO](https://creativecommons.org/licenses/by-nc-sa/3.0/) licence.


WHO/UCN/NCD/SDR 23.3

[https://www.who.int/health-topics/hearing-loss#tab=tab\\_1](https://www.who.int/health-topics/hearing-loss#tab=tab_1)



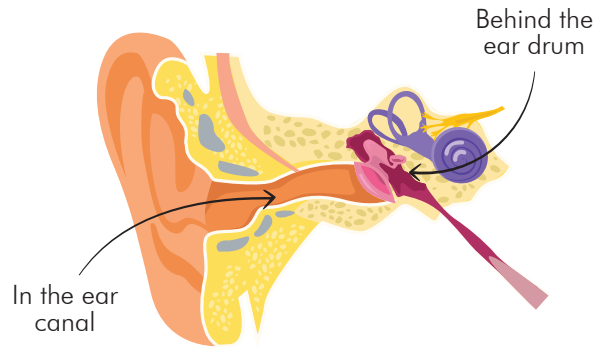
World Health Organization

## CARE OF DISCHARGING EARS



## What causes ear discharge?

Ear discharge can be caused by infection which is



## Is ear infection serious?

Ear infections can be serious and if untreated can lead to:

- ✓ Hearing loss
- ✓ Hole in the ear drum
- ✓ Swelling behind the ear
- ✓ Infection in the brain
- ✓ Paralysis of the face
- ✓ Dizziness

## Can ear infection be treated?

Yes. Ear infections can be treated with medicines or surgery.

## How should I care for a discharging ear?

Seek and follow the advice of a health worker or doctor

Care for a discharging ear by following three steps

### Step 1

Protect the ear from water when bathing/showering



Soak a piece of cotton with oil



Squeeze



Plug it into the ear canal  
Don't push it deep inside



Remove  
after bathing/showering

### Step 2

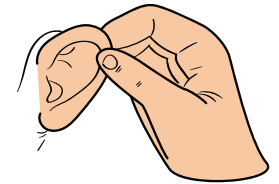
Clean the ear with a wick

Take a piece of soft, strong tissue paper



Roll it into a pointed shape

Gently pull the pinna away from the head



Place the wick into the ear canal

Leave it in for a minute to absorb any discharge



Remove the wet wick and inspect it

If there is discharge on it replace with a clean wick



### Remember

Repeat until the wick stays dry