

# Situation Update #73- Coronavirus Disease 2019 (COVID-19)

## WHO Country Office for Nepal

**Reporting Date: 31 August – 6 September 2021**

**HIGHLIGHTS** \*Data as of HEOC of MoHP Situation Report, 6 September 2021

- Of the total RT-PCR confirmed COVID-19 cases, 94.6% (728,928) of cases have recovered and 4% (30,973) of cases are active.
- Of the total active cases, 93.3% (28,911) cases are in home isolation; 6.7% (2,062) of cases are undergoing hospital/institutional isolation. While 1.6% (512) of active cases require ICU admission, 31.8% (163) of the ICU admitted patients require ventilator support.
- Eighteen districts have reported more than 500 active cases.
- Among the total new cases (9635) reported this week, 30% (2887) are from Kathmandu district followed by Kaski district 9.5% (919). Most of the new cases about 43.5% (4188) have been reported from Kathmandu valley (Kathmandu, Lalitpur and Bhaktapur districts), Bagmati Province.

- COVID-19 vaccination coverage status (as of 7 September 2021, 10:00:00)

Vero Cell, Sinopharm	Covishield	Janssen	AstraZeneca
5,672,163	2,393,084	1,378,477	1,172,854

### NEPAL EPIDEMIOLOGICAL SITUATION

- As of 6 September 2021, 07:00:00 hours (week 35), a total of 770,759 (19.4%) COVID-19 cases were confirmed through polymerase chain reaction (RT-PCR); 3,969,721 RT-PCR tests have been performed nationwide by designated functional COVID-19 laboratories. A total of 85,459 (17.3%) cases were confirmed through Antigen RDT; 492,114 Antigen RDT have been performed nationwide.
- Since 9 May 2021, all 7 provinces in the country are experiencing community transmission.
- Province-wise RT-PCR test positivity rate in *reporting* week (Week 35) ranged from 6.0% (Province 2) to 35.9% (Karnali Province), with national positivity rate averaging 13.5%.
- Overall, the sex-distribution remains skewed towards males, who constitute 60% (459,136/770,759) of the RT-PCR confirmed cases. Amongst the males, 78% (358,495/459,136) are in the economically productive age group (15-54 years).

### SITUATION OVERVIEW

#### NEPAL

(Data as of 7 September 2021, 07:00:00hrs)

**770,759 (RT-PCR) and  
85,459 (Antigen RDT)  
confirmed cases**

**10,858 deaths**

**3,969,721 RT-PCR tests and  
492,114 Antigen RDT**

#### SOUTH-EAST ASIA REGION

(Data as of 5 September 2021)

**41,662,330 confirmed cases  
652,990 deaths**

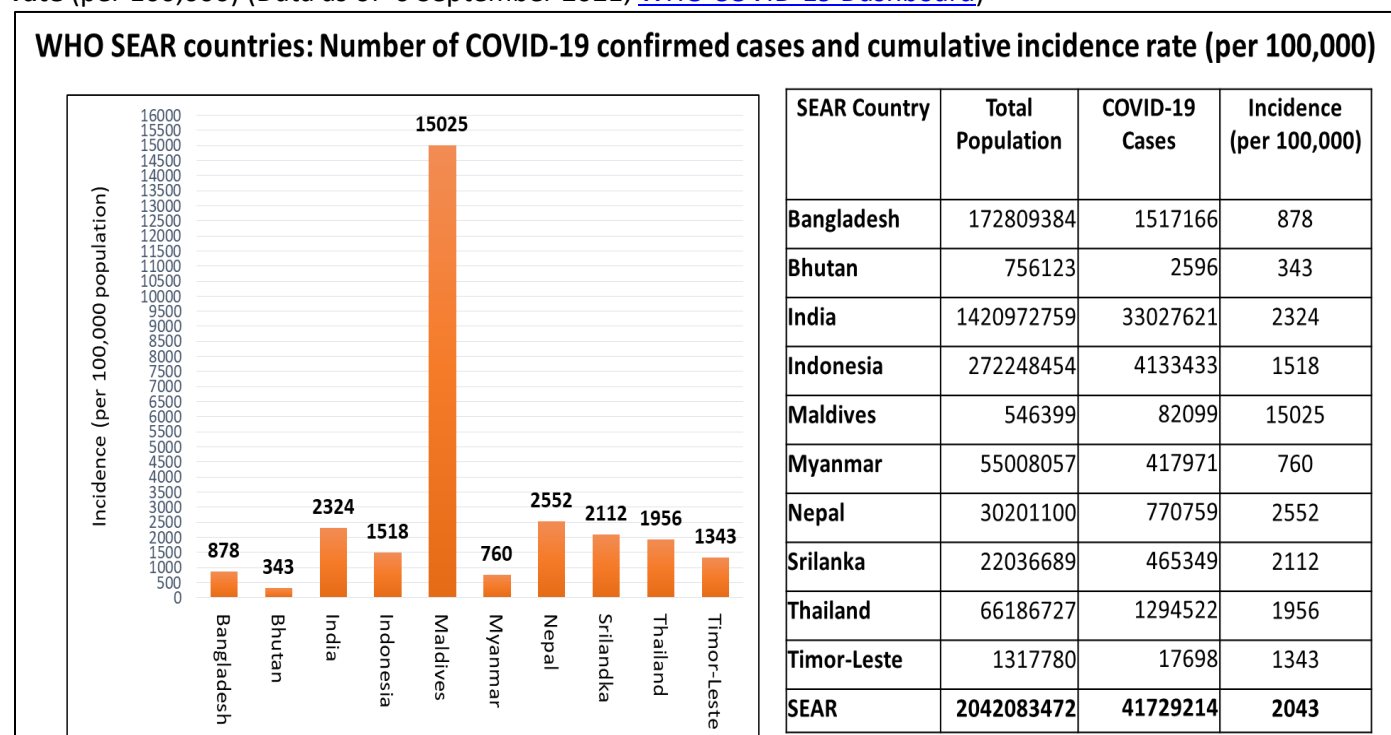
#### GLOBAL

(Data as of 5 September 2021)

**220,217,572 confirmed cases  
4,558,806 deaths**

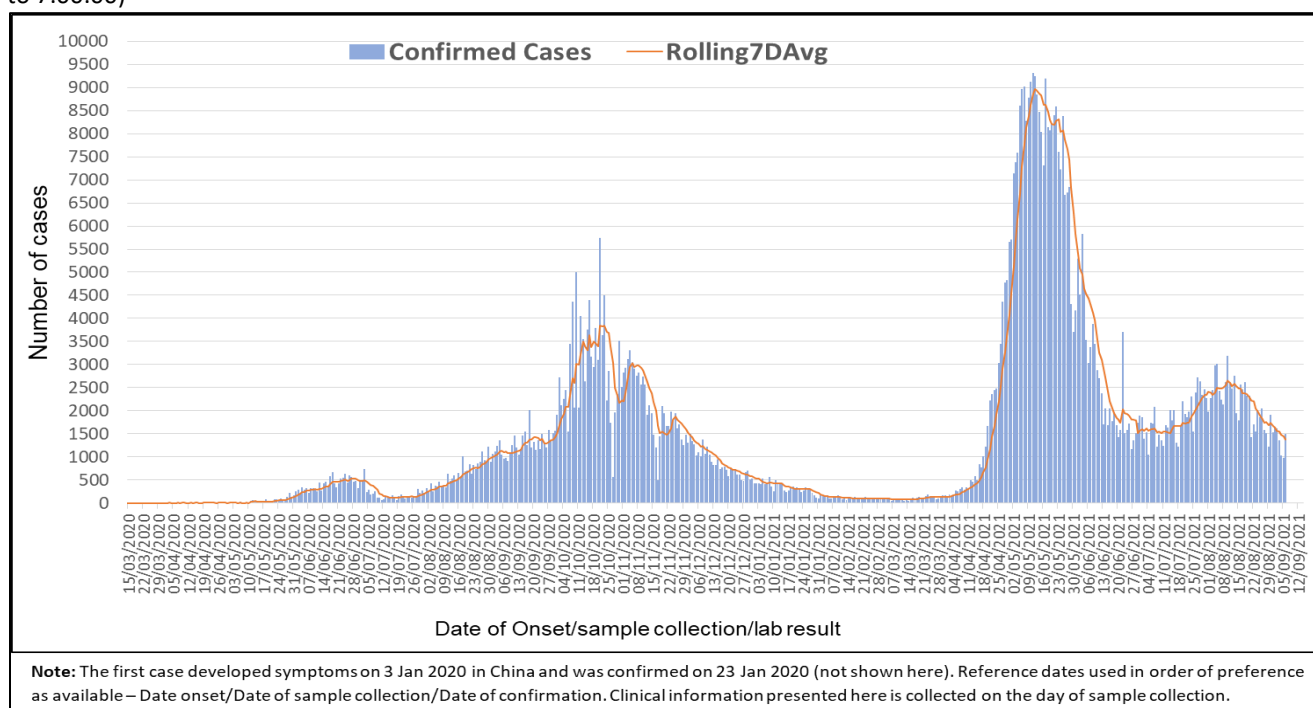
- NPHL reported of 43 diagnostic and surveillance samples [13 samples tested at National Influenza center (NIC) and 30 samples tested at WARUN (Walter Reed/AFRIMS Research Unit-Nepal)] on EPID-week 35 (30 August-5 Sept 2021).
  - 11 samples tested positive for Influenza A/H3, and 3 samples tested positive for Influenza B Victoria and 11 samples tested positive for Influenza B.
  - 1 sample tested positive for SARS-CoV-2 on the samples tested at NIC (this is exclusive of SARS-CoV-2 reporting of the Influenza samples from WARUN).
  - Out of the total SARS-CoV-2 samples that tested negative at NPHL on EPID-week 35 (30 August-5 September 2021), 83 SARS-CoV-2 negative samples were tested for Influenza for the same week. 11 samples tested positive for Influenza A/H3, and 6 samples tested Positive for Influenza B Victoria.
- From 4 January until 5 September, 2021:
  - A total of 681 samples tested positive for Influenza (551 Influenza A/H3 , 79 Influenza B Victoria, 1 Co-Infection of Influenza A/H3 and Influenza B Victoria, 3 Co-Infection of Influenza A/H3 and Influenza B , 2 Influenza A(H1N1) pdm09, 45 Influenza B Un-subtyped) from 4321 samples (Sentinel and non-sentinel samples including SARS-CoV-2 negative SARI and ILI cases).
  - Similarly, 277 samples tested positive for SARS-CoV-2 from 1198 samples (Sentinel/non-sentinel ILI/SARI samples).<sup>1</sup>

**Figure 1: WHO SEAR countries: Number of COVID-19 confirmed cases and cumulative incidence rate (per 100,000)** (Data as of 6 September 2021; [WHO COVID-19 Dashboard](#))



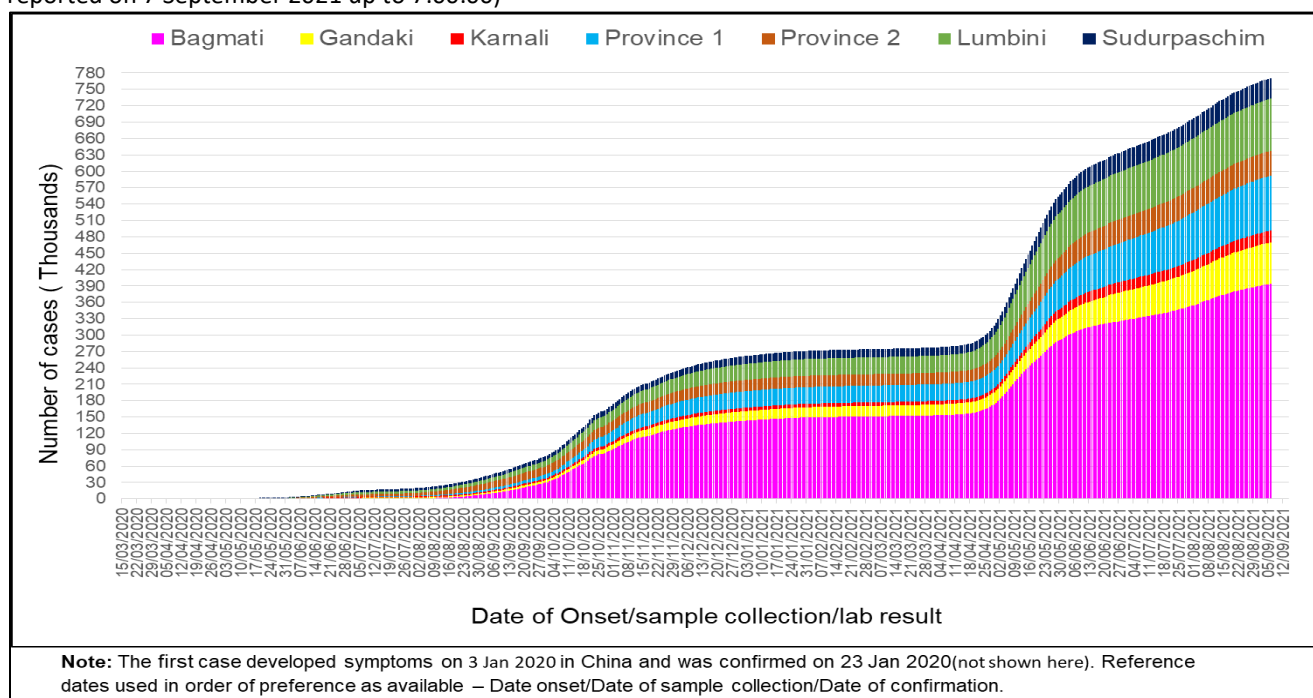
<sup>1</sup> These positive cases are included in the COVID-19 database.

**Figure 2A: Laboratory confirmed COVID-19 cases and average number of COVID-19 cases over the last seven days, by date of onset/sample/confirmation (N = 770759) (Data reported on 7 September 2021 up to 7:00:00)**



*At a national level, the second wave of cases between July 2020 and February 2021 was followed by the third wave from the middle of March 2021. The total PCR tests done in Nepal on 6 September 2021 was 11609 which is 42% less than the number tested during the peak in the beginning of May 2021.*

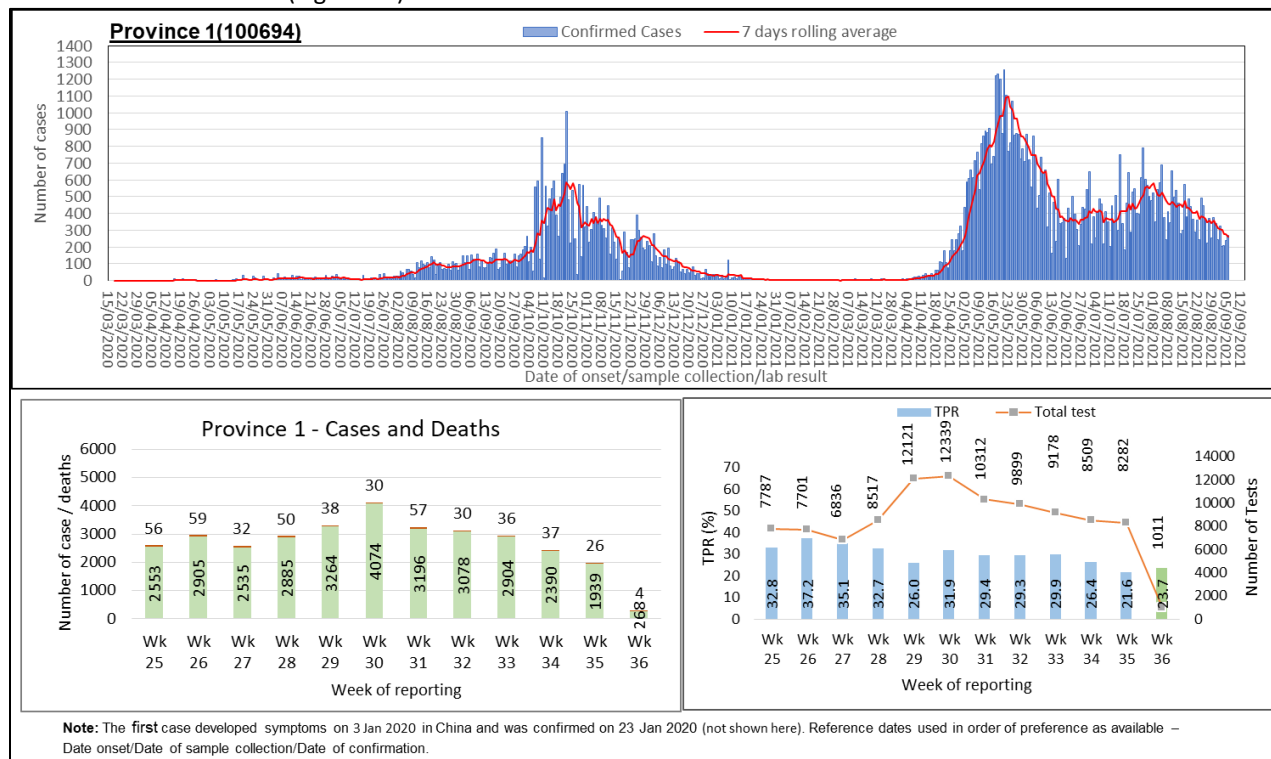
**Figure 2B: Cumulative case count of laboratory-confirmed COVID-19 by province (N = 770759) (Data reported on 7 September 2021 up to 7:00:00)**



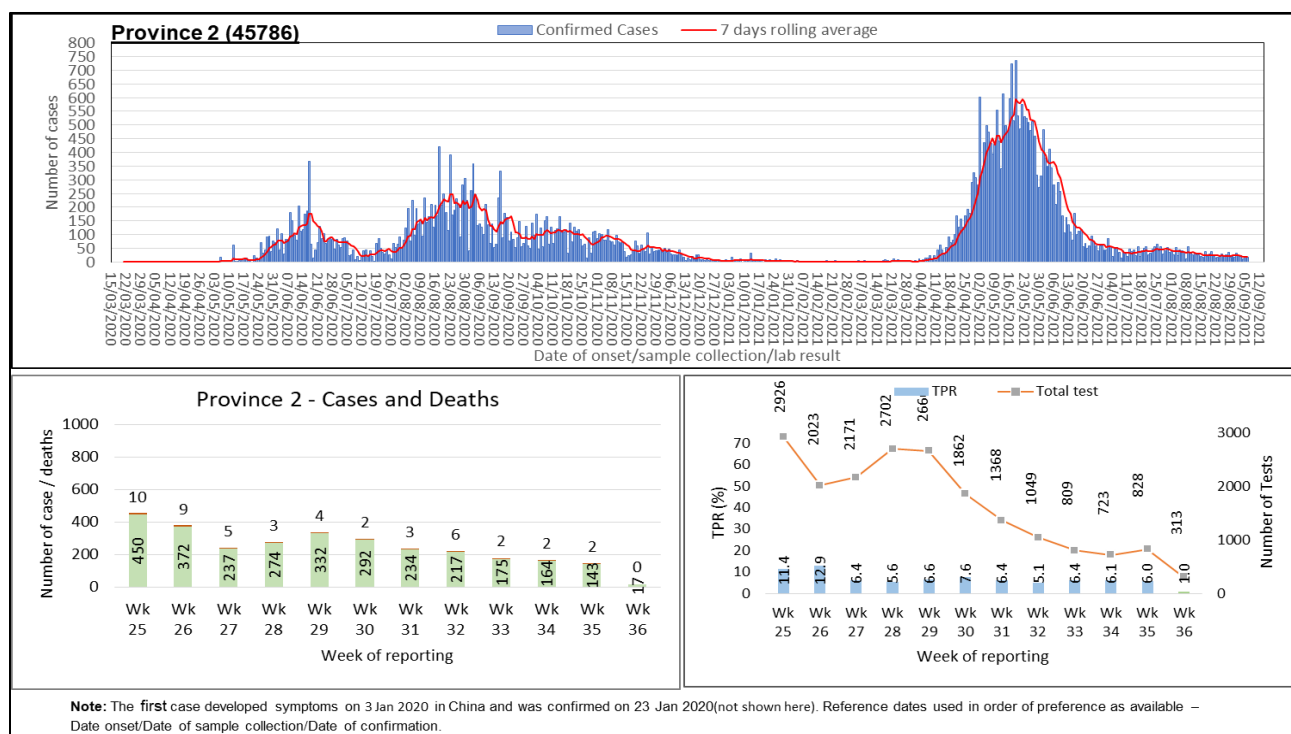
The cumulative case incidence has been increasing in Nepal since the first case confirmed in 23 January 2020. Cases have been largely reported from Bagmati Province followed by Province 1 and Lumbini Province.

**Figure 2C: Lab confirmed COVID-19 cases: Trend of cases, 7-days rolling average, weekly cases and deaths and Test Positivity Rate (N = 770759) (Data reported on 7 September 2021 up to 7:00:00)**

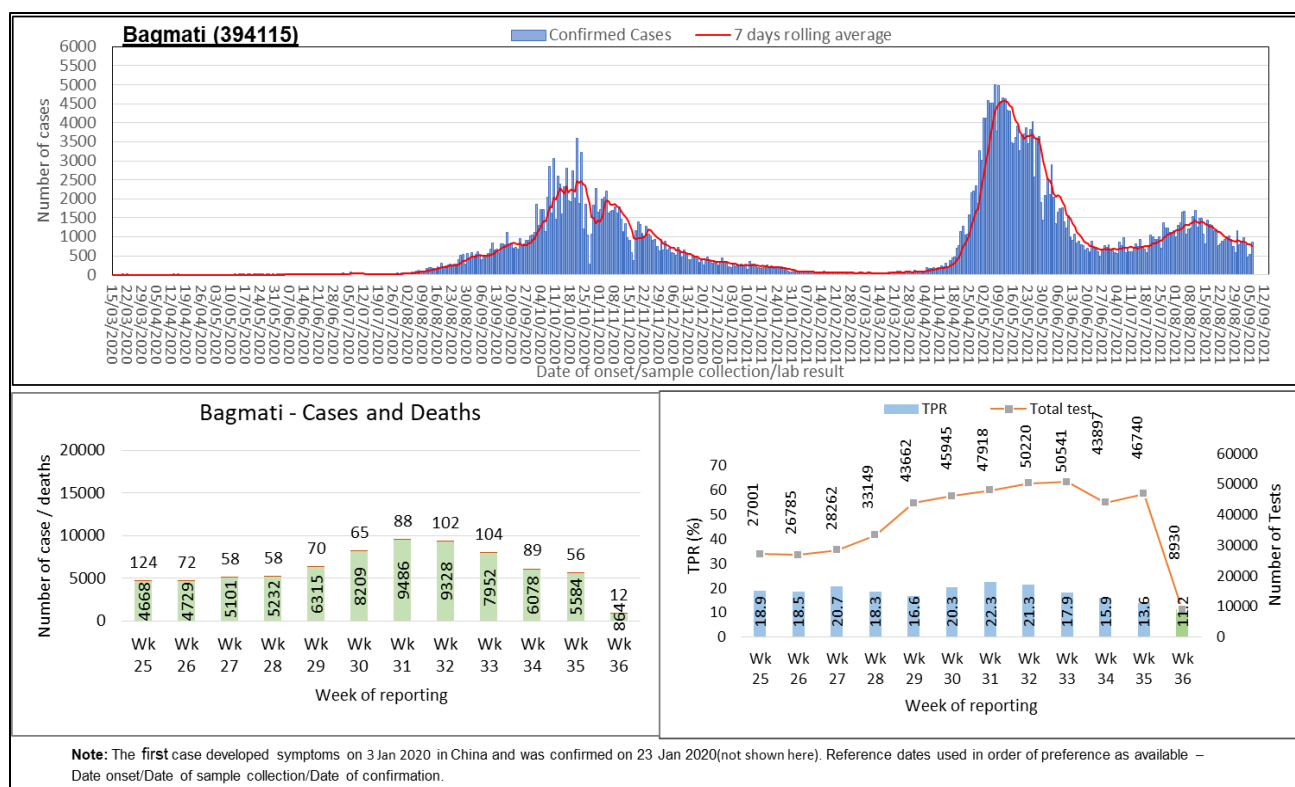
Note for all the Provinces (Figure 2C): Y-axis scale varies between Provinces



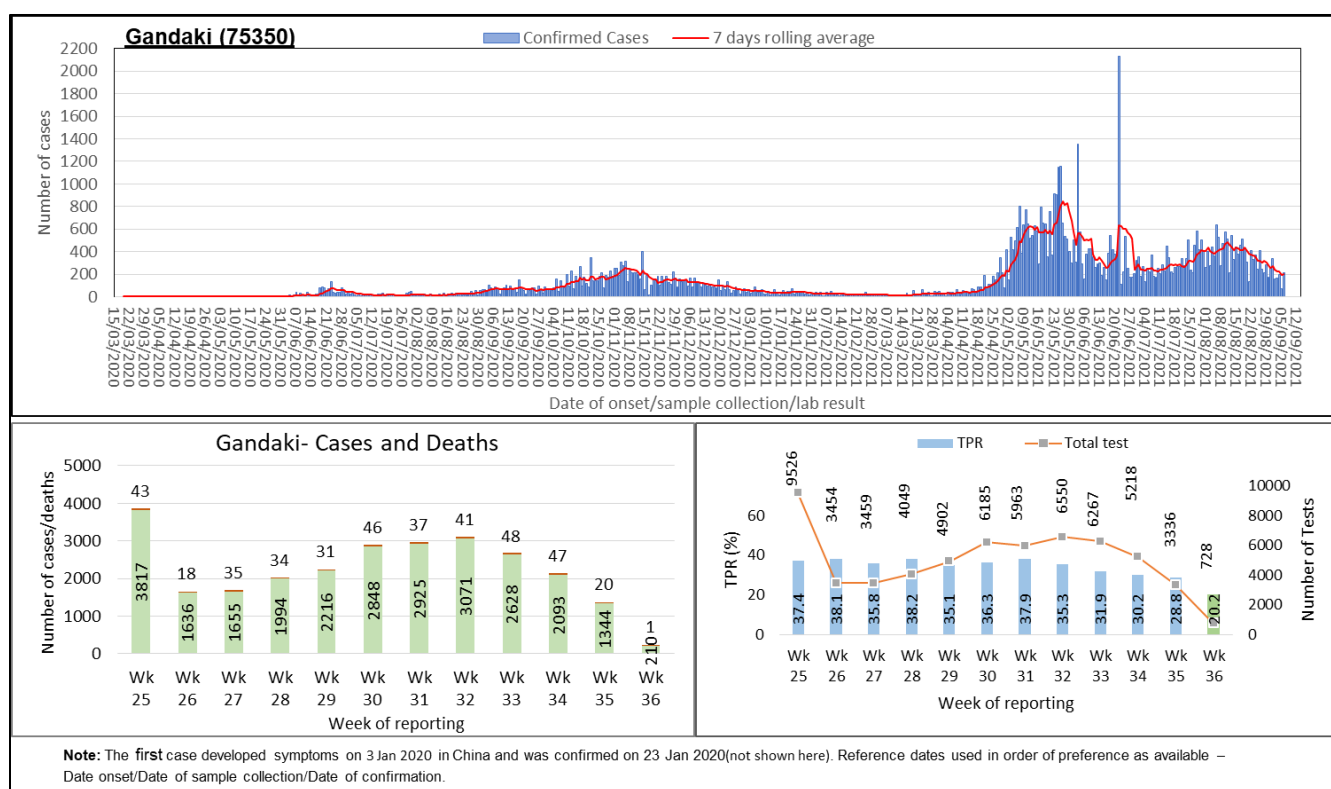
There were 1939 new cases reported in the reporting week in Province 1. Since a peak in Week 20, new cases were continuously declining. The cases have decreased by 19% in the reporting week compared to the previous week. There were 26 deaths reported in the reporting week, 30% less than that of the previous week. The test positivity rate in Province 1 decreased to 21.6% in the reporting week. A total of 8282 tests were performed in the reporting week, 3% less than that of the previous week.



There were 143 new cases reported in the reporting week in Province 2. Since a peak in Week 20, new cases were continuously declining. The cases have decreased by 13% in the reporting week compared to the previous week. There were 2 deaths reported in the reporting week, same as in the previous week. The test positivity rate in Province 2 decreased to 6.0% in the reporting week. A total of 828 tests were performed in the reporting week, 15% more than that of the previous week.

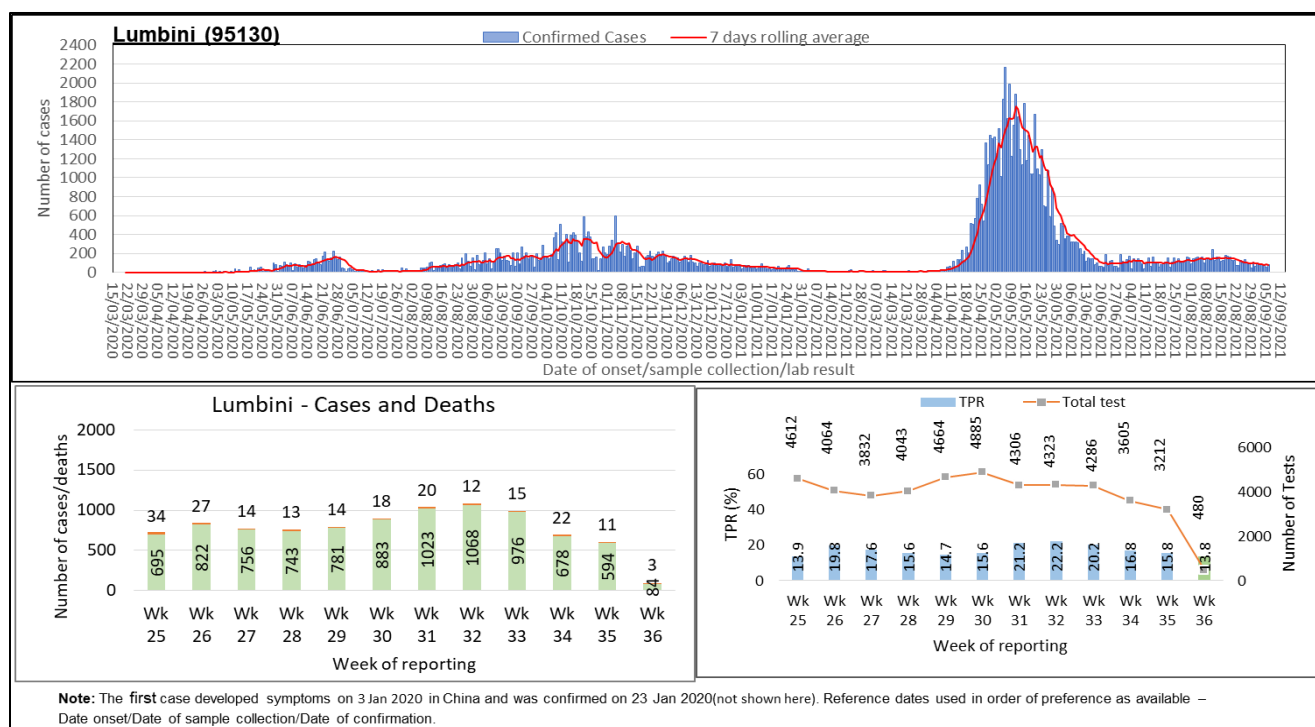


*In Bagmati, 5584 new cases were reported in the reporting week. Since a peak in Week 19, new cases were continuously declining. The cases have decreased by 8% in the reporting week compared to the previous week. There were 56 deaths reported in the reporting week, 37% less than that of the previous week. The test positivity rate in Bagmati decreased to 13.6% in the reporting week. A total of 46740 tests were performed in the reporting week, 6% more than that of the previous week.*



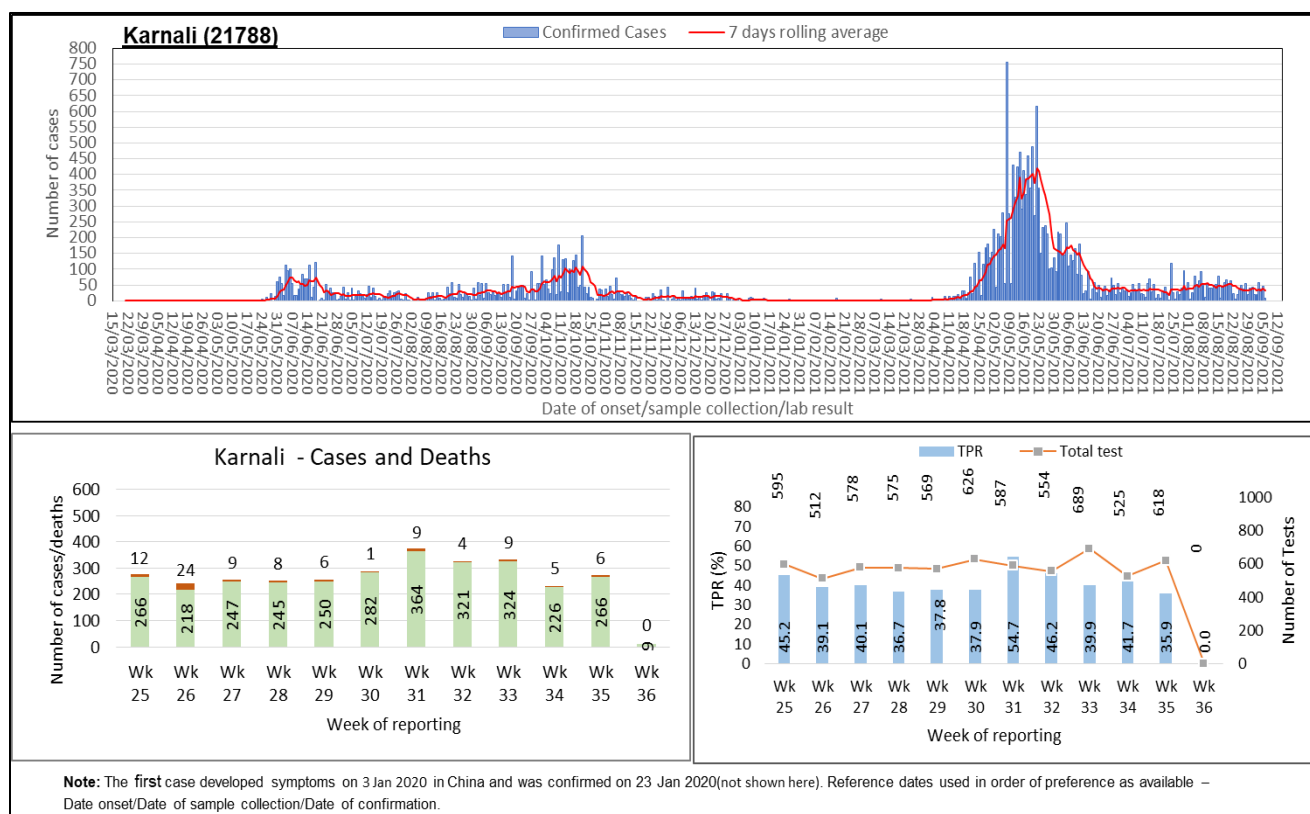
*In Gandaki, 1344 new cases were reported in the reporting week. Since a peak in Week 21, new cases were continuously declining. The cases have decreased by 36% in the reporting week compared to the previous week. There were 20 deaths reported in the reporting week, 57% less than that of the previous week. The test positivity rate in Gandaki decreased to 28.8% in the reporting week. A total of 3336 tests were performed in the reporting week, 36% less than that of the previous week.*



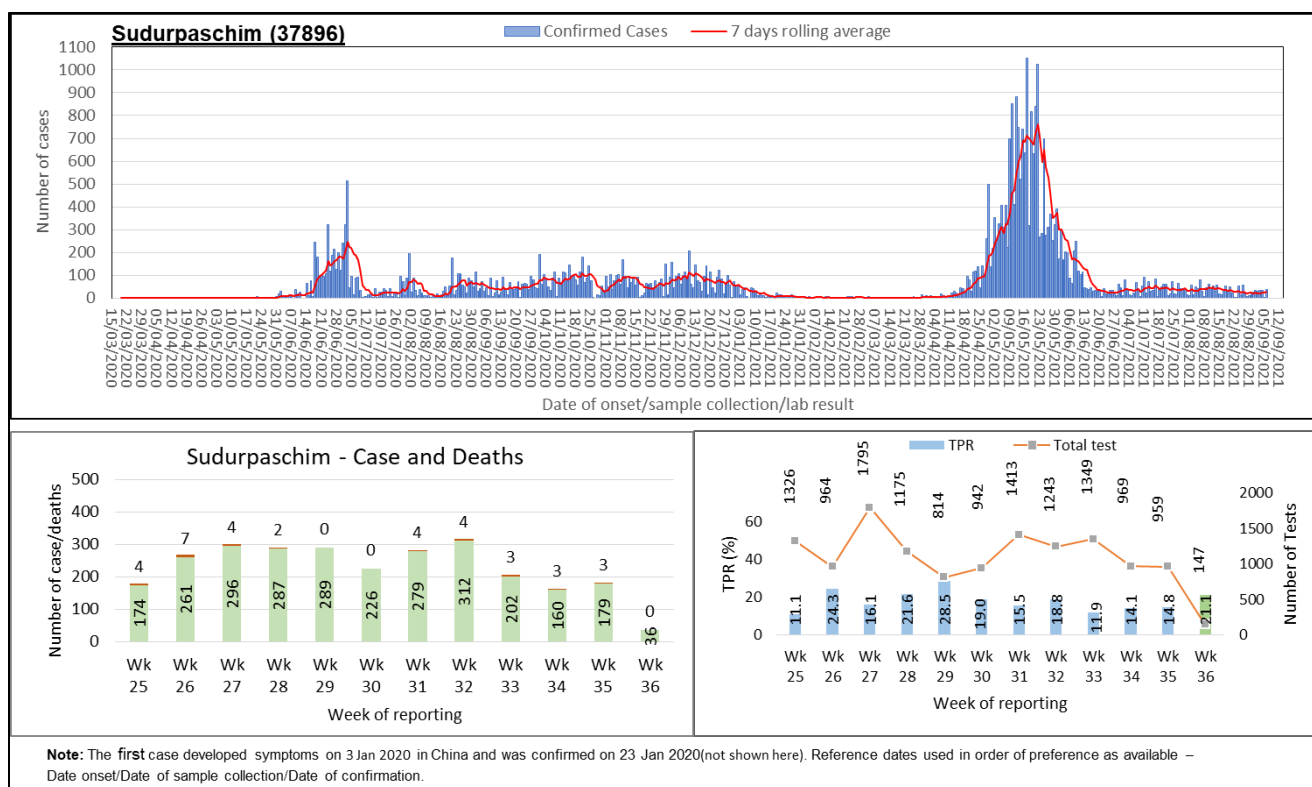


Lumbini reported 594 new cases in the reporting week. Since a peak in Week 19, new cases were continuously declining. The cases have decreased by 12% in the reporting week compared to the previous week. There were 11 deaths reported in the reporting week, 50% less than that of the previous week. The test positivity rate in Lumbini decreased to 15.8% in the reporting week. A total of 3212 tests were performed in the reporting week, 11% less than that of the previous week.



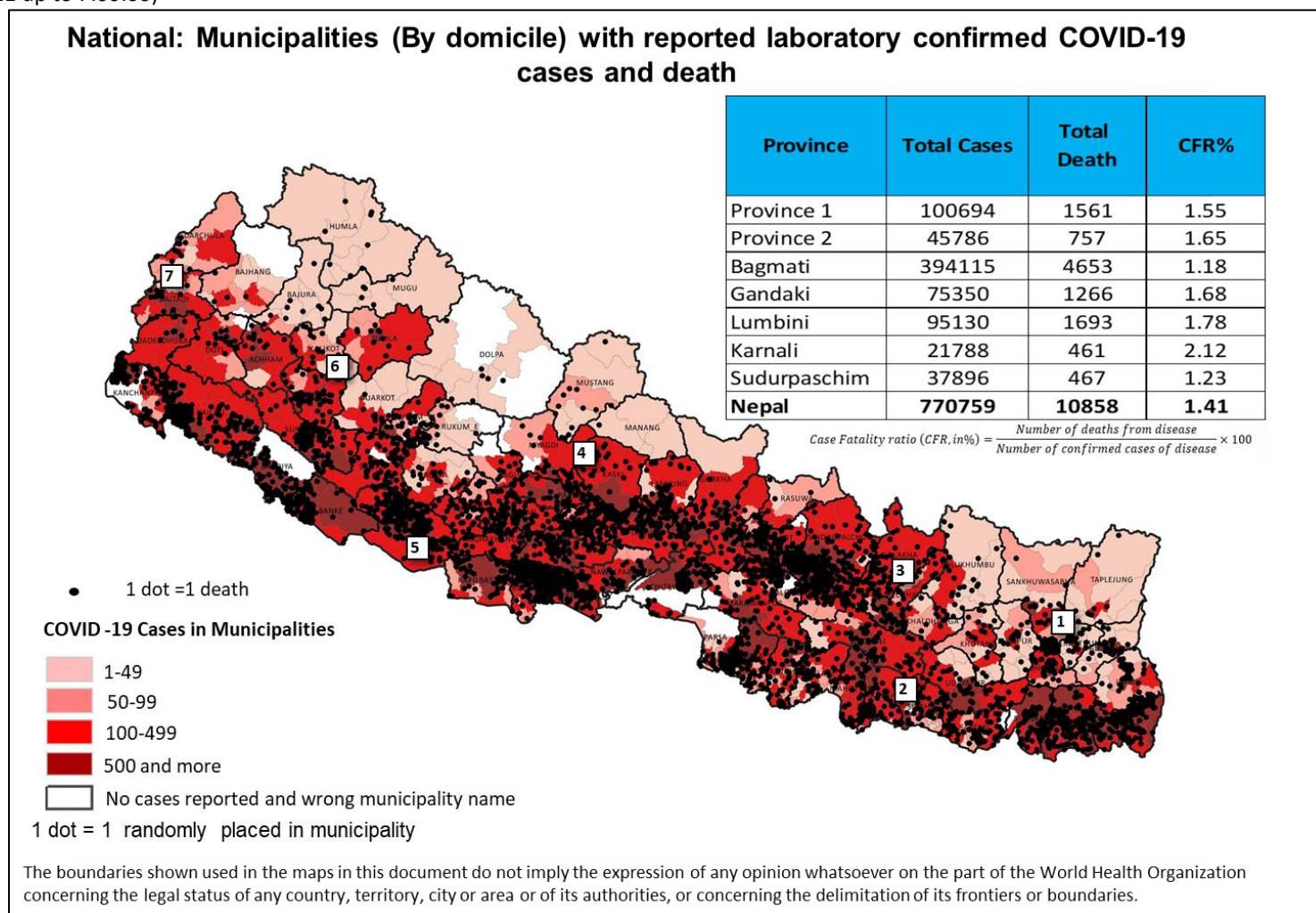


*In Karnali, 266 new cases were reported in the reporting week. Since a peak in Week 20, new cases were continuously declining. However, the cases have increased by 18% in the reporting week compared to the previous week. There were 6 deaths reported in the reporting week, 20% more than that of the previous week. The test positivity rate in Karnali decreased to 35.9% in the reporting week. A total of 618 tests were performed in the reporting week, 18% more than that of the previous week.*



*In Sudurpaschim, 179 new cases were reported in the reporting week. Since a peak in Week 20, new cases were continuously declining. However, the cases have increased by 12% in the reporting week compared to the previous week. There were 3 deaths reported in the reporting week, same as in the previous week. The test positivity rate in Sudurpaschim increased to 14.8% in the reporting week. A total of 959 tests were performed in the reporting week, 1% less than that in the previous week.*

**Figure 3: National -Municipalities (By domicile) with reported laboratory-confirmed COVID-19 cases and deaths (N = 770759) (Data reported on 7 September 2021 up to 7:00:00)**



*Cases and deaths have been reported in high numbers from Bagmati Province, mostly from Kathmandu valley area. The overall case fatality ratio (CFR) of Nepal is 1.41%. However, the CFR is relatively high in Karnali Province with 2.12% and Lumbini Province with 1.78%.*

**Table 1: Summary of laboratory-confirmed COVID-19 cases, deaths and transmission by provinces.** (Data reported on 7 September 2021 up to 07:00:00)

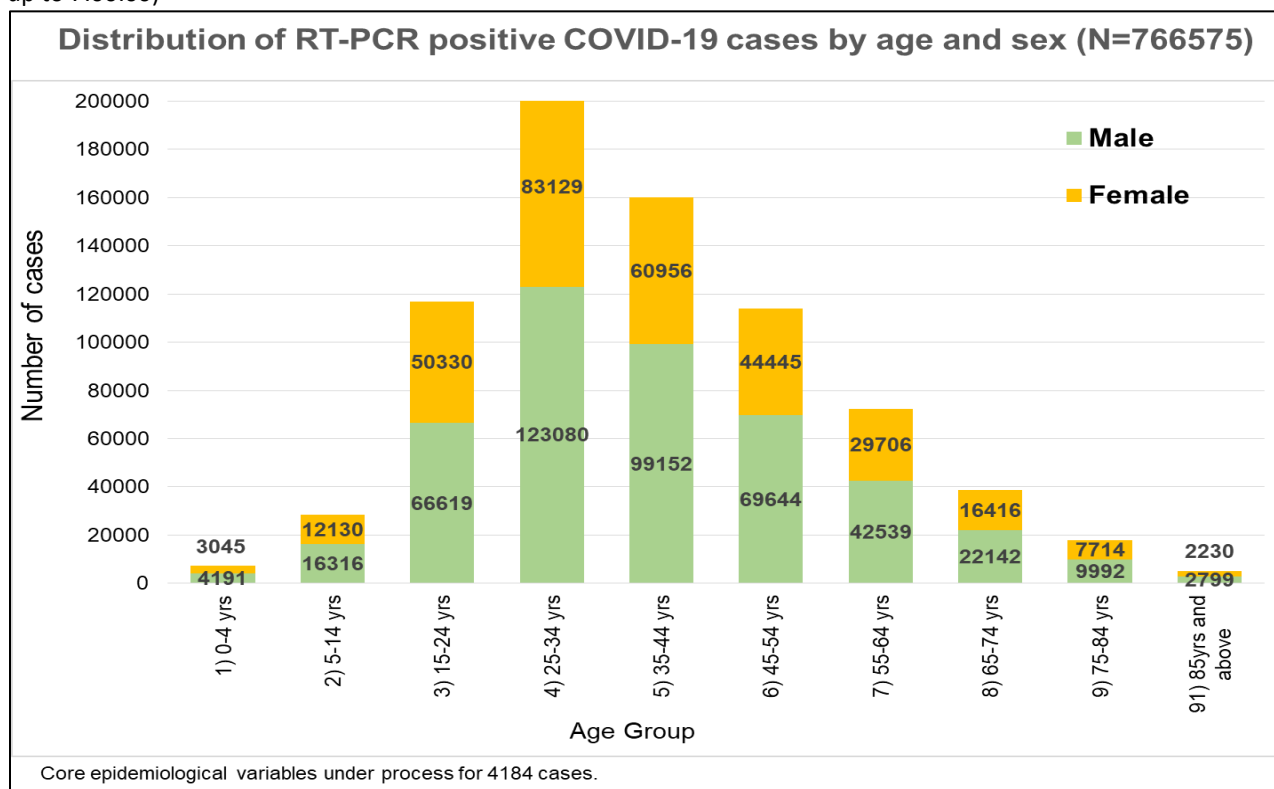
Reporting Province	Total confirmed cumulative cases RTPCR Tests	Total Confirmed cumulative cases Antigen RDT test	Total confirmed cumulative cases	% of total confirmed cumulative cases	Total cumulative deaths	Transmission classification*	Total confirmed cases in last 14 days Antigen RDT test	Total confirmed cases in last 14 days RT-PCR test	Total confirmed cases in last 14 days	% of total confirmed cumulative cases in last 14 days	Total Deaths in last 14 days
Province 1	100694	23598	124292	14.7	1561	Community transmission	1265	4597	5862	21.2	63
Province 2	45786	469	46255	5.5	757	Community transmission	14	324	338	1.2	4
Bagmati	394115	18446	412561	48.8	4653	Community transmission	842	12526	13368	48.2	147
Gandaki	75350	15257	90607	10.7	1266	Community transmission	1059	3647	4706	17.0	64
Lumbini	95130	12462	107592	12.7	1693	Community transmission	950	1356	2306	8.3	32
Karnali	21788	2896	24684	2.9	461	Community transmission	189	501	690	2.5	9
Sudurpashchim	37896	2128	40024	4.7	467	Community transmission	70	375	445	1.6	6
<b>National Total</b>	<b>770759</b>	<b>75256*</b>	<b>846015</b>	<b>100</b>	<b>10858</b>	<b>Community transmission</b>	<b>4389</b>	<b>23326</b>	<b>27715</b>	<b>100</b>	<b>325</b>

*\*Total reported in HEOC Sitrep of 6 September 85459; but IMU reported 75256*

Notes:

1. The source for case data used in this update is from RT- PCR test positivity reported by laboratories from various locations across Nepal, as shared by HEOC Sitrep and IMU/IHIMS.
2. Case data is screened and cleaned by our data team for double entry, wrong entry and manual errors such as a city's name in place of districts, district name in place of province, etc.
3. Whereas the test positivity rate is calculated based on the test positivity reported in Sitrep for RT-PCR which may or may not be scrutinized or cleaned the same way and mark the cases on location of the laboratories rather than their place of stay.

**Figure 4: Distribution of COVID-19 cases by age and sex (N = 766575)** (Data reported on 7 September 2021 up to 7:00:00)



Overall, the sex-distribution remains skewed towards males. The incidence of cases is higher in the economically productive age group (15-54 years) for both males and females.

**Table 2: Age Specific Case Fatality Ratio and Co-morbidity of Deaths\* in COVID-19 confirmed cases (N = 770759)** (Data reported on 7 September 2021 up to 7:00:00)

Age Group	Total confirmed cases	Death (male)	Death (female)	Deaths with any known comorbid condition	Age specific case fatality ratio (%)
0-4 yrs	7236	15	19	11	0.47
5-14 yrs	28446	13	7	10	0.07
15-24 yrs	116949	84	82	60	0.14
25-34 yrs	206209	353	242	125	0.29
35-44 yrs	160108	815	401	248	0.76
45-54 yrs	114089	1293	595	494	1.65
55-64 yrs	72245	1564	716	670	3.16
65-74 yrs	38558	1491	793	824	5.92
75-84 yrs	17706	1073	580	624	9.34
85+ yrs	5029	442	255	216	13.86
Unknown	4184	18	7	10	0.6
<b>National</b>	<b>770759</b>	<b>7161</b>	<b>3697</b>	<b>3292</b>	<b>1.41</b>

Case Fatality ratio (CFR, in%) =  $\frac{\text{Number of deaths from disease}}{\text{Number of confirmed cases of disease}} \times 100$

COVID-19 positive lab result is temporally associated with death; causal association under investigation.

*A total of 10,858 deaths have been reported. Out of the total deaths, 7,161 (66.0%) were males and 3,697 (34.0%) were females. Amongst the deaths, 3,292 persons (30.3%) had at least one known comorbidity. Although the overall case fatality ratio (CFR) across all ages is less than 1%, it progressively increases with age beyond 65 years of age, ranging from 5.9% to 13.9%.*

## **PREPAREDNESS AND RESPONSE**

### **What are the Government of Nepal (GoN) & the Ministry of Health & Population (MoHP) doing?**

- COVID-19 Vaccination Campaign Update
  - Nepal is currently administering three types of COVID-19 vaccines (COVISHIELD (manufactured by Serum Institute of India)/Japanese-made COVID-19 AstraZeneca vaccine/ Swedish AstraZeneca vaccine, Vero Cell and Johnson and Johnson).
  - Nepal has also started second dose of AstraZeneca vaccine campaign from 9 August 2021 targeting previously vaccinated  $\geq$  65 years age and other groups who had received COVISHIELD vaccine as the first dose.
  - As of 07 September 2021 10:00AM, a total of 10,616,578 doses of COVID-19 vaccines (different types) have been safely administered.
  - Around 18.4% of the total population have received the first dose while, 16.5% have received full dose as of 7 September 2021.
- Government of Nepal is receiving medical equipment, supplies and health commodities from many countries and donor agencies. Within the reporting time frame, the following have provided logistics support:
  - Government of Korea through Korean International Cooperation Agency (KOICA) handed over 9 Liter oxygen concentrator manufactured in USA by Invacare Corp. Platinum 9 supplemented with 50 Pcs Nasal Cannula and 1 Pc Humidifying Bottle (94 Kits).
- Prohibitory Order imposed in Kathmandu Valley since 29 April 2021 has been further extended by two week from 2 September 2021 until 16 September 2021 by the District Administration Offices of Kathmandu district (Link [Here](#)), Lalitpur district (Link [Here](#)) and Bhaktapur district (Link [Here](#)). Compared to previous orders, DAOs have decided to lift all the restrictive measures against public and private transportation and allow more operation hours for shops while extending the ongoing lockdown for two more weeks to contain the COVID-19 pandemic.

### **What is the WHO Country Office for Nepal doing?**

#### ***Technical Planning and Operations***

- First batch of 5 days training on ‘Training of trainers on Pediatric Essential Critical Care Training’ was held at Kanti Children’s Hospital from 2 – 6 Sept 2021 with technical and financial support from WHO Nepal. There were about 19 participants from Province 1, Bagmati, Province 2 and Lumbini. The participants were consultant doctors, pediatricians & nurses where 10 master trainers facilitated the training to ToT participants. 2nd batch of



training will begin from 8-12 September 2021. Total of three batches of ToT training for this program will be organized.

### ***Risk Communication and Community Engagement***

- WHO Nepal's support to the NHEICC continued this week by providing risk communication expertise through staff embedded at the NHEICC and also through support in production of audio content for dissemination via Radio Nepal.
- Science in 5 videos translated, dubbed, and published as of 8 September 2021:

Episodes	Titles	Language	Links
50	Do I still need the vaccine if I have COVID-19?	Nepali	OneDrive (downloadable <a href="#">link</a> ); Facebook <a href="#">link</a> ; YouTube <a href="#">link</a>

- The live press briefing to announce the 74<sup>th</sup> Regional Committee (RC) Meeting of WHO South East Asia Region (SEAR) to be hosted in Nepal from 6-10 September was shared via Facebook (link [here](#)) and Twitter (link [here](#)).
- The following press releases from the 74<sup>th</sup> RC Meeting of WHO SEAR were translated in Nepali, shared with members of the Nepali media, and uploaded on the WHO Nepal website (links below):
  - I. WHO South-East Asia Regional Committee meeting begins: [Link](#)
  - II. WHO South-East Asia countries resolve to reorient and strengthen health systems: [Link](#)
- Quote cards of the following dignitaries, from the 74<sup>th</sup> RC Meeting of WHO SEAR, were shared:
  - I. Mr Sher Bahadur Deuba, Prime Minister of Nepal: Facebook [link](#) | Twitter [link](#)
  - II. Mr Umesh Shrestha, State Minister for Health and Population: Facebook [link](#) | Twitter [link](#)
  - III. Dr Tedros Adhanom Ghebreyesus, WHO Director General (DG): Facebook [link](#) | Twitter [link 1](#) | Twitter [link 2](#) | Twitter [link 3](#) | Twitter [link 4](#)
  - IV. Dr Poonam Khetrpal Singh, Regional Director, WHO SEAR: Facebook [link](#) | Twitter [link](#)
- WHO DG's tweet reiterating WHO's ongoing support to fight COVID-19 (including to improve access to vaccines) and urging countries to keep promoting public health measures to protect their citizens from circulating viruses was shared via Twitter (link [here](#)). DG also thanked Nepal for hosting the 74<sup>th</sup> RC Meeting of WHO SEAR.
- Images from the first day of the 74<sup>th</sup> RC Meeting of WHO SEAR, was shared via Twitter (link [here](#)). Health leaders called for greater commitment to build resilient health systems and to achieve universal health coverage. Leaders including WHO DG, and Prime Minister of Nepal, also stressed on the need for more equitable access to vaccines.



- The news of initiations, to support vaccine equity for persons with disabilities by providing transport services to vaccination sites, was shared via Facebook (link [here](#)) and Twitter (link [here](#)). INF Nepal Green Pastures Hospital's newly upgraded vehicle, with an elevator arm to transport wheelchair users for treatment and for COVID-19 vaccinations, was also highlighted.
- The news announcing that Nepal has successfully administered more than 10 million doses of COVID-19 vaccines, with the collective efforts of the government, community volunteers, partner organizations and all the health workers, was shared via Facebook (link [here](#)) and Twitter (link [here](#)).
- The following documents were uploaded on *ReliefWeb* (link [here](#)):
  - I. Daily *Focused COVID-19 Media Monitoring*,
  - II. Weekly COVID-19 EPI Dashboard, and
  - III. The latest *Weekly WHO Nepal COVID-19 Situation Update*.
- Infographics on the following topics were shared via WHO, Country Office for Nepal, social media:
  - I. Routine immunization during COVID-19,
  - II. OpenWHO courses,
  - III. New Variants and COVID-19 vaccinations,
  - IV. Tobacco and COVID-19,
  - V. Public health safety measures to implement at schools, and
  - VI. Public health and social measures to implement during COVID-19.

### ***Field Operation and Logistics***

- WHO Nepal Operations Support Logistics Pillar provided logistics support for a Courtesy Meeting with Health Journalists in Kathmandu on a 31 August 2021.
- Likewise, logistics support was also provided by WHO Nepal for following activities:
  - Dispatchment of Oxygen concentrator and dexamethasone to Gandaki Province, Pokhara on 1 September 2021.
    - Oxygen concentrator – 220 pcs
    - Oxygen concentrator spare parts – 220 pcs
    - Dexamethasone 4 mg/vials – 20 box
    - Venturi mask – 52 boxes and 40 pcs
    - Nasal Canula – 545 box and 60 pcs
    - Antigen test kit (From Teku) – 40 boxes (MoHP stockpile)
  - Consignment of SEARO Stockpile Interagency Emergency Health Kit (IEHK), Supplementary Unit 10 sets received for the emergency readiness and response on 2 Sep 2021

- Dispatchment of following items to Sudurpashchim Province, Dhangadhi for the setting of Health Desk at the Point of Entry, Trinagar and Gaddachauki on 3 September 2021:
  - 42 sqm tent 1 set (2 boxes)
  - 24 sqm tent 2 sets ( 4 boxes)
  - Dexamethasone for PHLMC Sudurpashchim Province = 9,000 vials, Seti Provincial Hospital= 3,000 vials and Mahakali Zonal Hospital = 4,000 vials = (Total 16,000 vials, 20 carton)

WHO OSL team provided support for setup of a functional health desk at the point of entry in Sudurpashchim Province- Gadda Chauki and Trinagar from 3 - 6 September 2021.

### **What are the health clusters partners doing?**

- Ministry of Health and Population in the Provinces and Provincial Health Directorate Offices are organizing Provincial Level Health Cluster Coordination meeting as and when required.
- Ministry of Health and Population, Nepal is hosting the WHO Regional Committee meeting ongoing from 6-10 September 2021. WHO is providing its technical support to the member state with health leaders calling for greater commitment to build resilient health systems and to achieve universal health coverage. Eleven SEAR member states, three level of WHO, key health partners, professional societies and experts are participating the Regional Committee meeting.
- Health partners are continuing their support to government for COVID and non-COVID responses throughout the country. Majority of the support are provided through Ministry of Health and Population (MOHP) especially from Health Emergency Operation Centre (HEOC); Health Coordination Division (HCD); Policy, Planning & Monitoring Division (PP&MD); Epidemiology and Diseases Control Division (EDCD); National Public Health Laboratory (NPHL); National Health Training Centre (NHTC); National Health Education Information Communication Centre (NHEICC); Family Welfare Division (FWD); Management Division (MD); Hub hospital networks; MOHP/Ministry of Social Development (MOSD); Provincial Health Directorate Offices; District Public/Health Offices; and Municipalities.
- COVID-19 response support is provided continuously by specialist teams through tele-medicine services.
- UNICEF and WHO are providing support for COVID-19 vaccination campaign in close coordination with External Development Partners (EDPs). The support includes:
  - Micro planning including financing for the procurement of vaccination
  - Training/orientations – To health personnel at various level, local governments
  - Logistics – Vehicle, cold chain boxes, delivery of vaccines, transportation of beneficiaries to the vaccination site
  - Information Technology – Registration, information communication, data management
  - Risk communication and community engagement – Production and dissemination of messages, public awareness campaign

- Continuation of Technical Assistance
- All members of the Health Cluster are advocating through multiple channels that are available for the swift supply of vaccines to Nepal.

## WHO's STRATEGIC OBJECTIVES FOR COVID-19 RESPONSE- [link here](#) RECOMMENDATION AND ADVICE FOR THE PUBLIC

- [Protect yourself](#)
- [Questions and answers](#)
- [Travel advice](#)
- [EPI-WIN](#): tailored information for individuals, organizations and communities

## USEFUL LINKS

- MoHP COVID-19 official portal is available [here](#).
- Nepal COVID-19 regular updates and resources are available [here](#)
- For COVID-19 updates from the WHO South-East Asia Region Office, please visit [here](#).
- For information regarding coronavirus disease (COVID-19) Pandemic from WHO, please visit [here](#)
- Please visit this [site](#) for all technical guidance from WHO.
- Online courses on COVID-19 from WHO can be found [here](#)
- WHO Coronavirus (COVID-19) Dashboard can be found [here](#)
- Visit the WHO Nepal [Facebook page](#) and webpage on COVID-19 [here](#)

## CONTACT DETAILS

### WHO Representative

Dr Rajesh Sambhajirao Pandav  
WHO Representative to the  
Government of Nepal  
Email: [pandavr@who.int](mailto:pandavr@who.int)

### Health Cluster Co-lead

Dr Sunoor Verma  
Pillar Lead – Partner Coordination  
WHO Country Office for Nepal  
COVID-19 Response IMS  
Email: [sverma@who.int](mailto:sverma@who.int)

### WHO Incident Manager

Dr Allison Gocotano  
Team Leader - WHO Health  
Emergencies Program (WHE)  
WHO Country Office for Nepal  
Email: [gocotanoa@who.int](mailto:gocotanoa@who.int)

### Communication/Media Focal Point

Ms Tsering Dolkar Gurung  
Media, Communication and Public  
Information Officer  
WHO Country Office for Nepal  
Email: [gurungt@who.int](mailto:gurungt@who.int)