

# Situation Update #165 - Coronavirus Disease 2019 (COVID-19)

## WHO Country Office for Nepal

Reporting Date: 5 - 11 June 2023 (Epi Week 23)

### HIGHLIGHTS

(Data published in the MoHP Situation Report as of 11 June 2023 and same data published in EDCC Report as of 12 June 2023)

- Of the total RT-PCR confirmed COVID-19 cases, 98.8% of cases have recovered, 0.01% (10) are active cases, and 1.19% (12,031) are deaths.
- Among the new RT-PCR confirmed cases (10) reported this week, 20% (2 cases) are from Kathmandu and Sunsari districts. Two cases (20%) have been reported from Kathmandu Valley (Kathmandu, Lalitpur, and Bhaktapur) in Bagmati Province.

### COVID-19 vaccination coverage status (as of 30 May 2023)

Vaccine	First dose	Second dose
Covi-AstraZeneca	5,586,627	4,839,821
Vero Cell	10,409,528	9,278,219
Janssen	3,548,417	
Pfizer	5,027,073	3,880,316
Moderna	3,228,669	2,830,970

### NEPAL EPIDEMIOLOGICAL SITUATION

- Since 9 May 2021, all 7 provinces in the country are experiencing community transmission.
- Since the start of the COVID-19 pandemic, a total of 78.2% (784,783/1,003,353) of RT-PCR confirmed cases were reported from three provinces, namely - Koshi, Bagmati and Lumbini Provinces. The Kathmandu Valley area (Kathmandu, Bhaktapur, Lalitpur) in Bagmati Province has substantially high case load with 44.2% of the national total (443,061/1,003,353), and 81.4% of the provincial total (443,061/544,302).
- Province-wise, RT-PCR test positivity rate in Epi week 23 ranged from 0.0% (Lumbini Province) to 11.1% (Gandaki Province) with a national positivity rate at 1.2%. Madhesh, Karnali and Sudurpashchim Provinces did not report any RT-PCR test performed in the last week.
- Nepal reported a 38% decrease in the number of new RT-PCR confirmed cases (n=10) in Epi week 23 compared to that in the previous week. Of these total cases reported last week, 80% of the cases have been reported from Koshi, Bagmati and Lumbini Provinces.
- Nepal reported no death in Epi week 23, same as in the previous week.

### SITUATION OVERVIEW

(Data as of 11 June 2023)

#### NEPAL

##### Cumulative confirmed cases

RT-PCR: 1,003,353

Antigen RDT: 154,044

##### Cumulative deaths: 12,031

##### Cumulative tests

RT-PCR: 6,047,128

Antigen RDT: 1,606,763

#### SOUTH-EAST ASIA REGION

##### Cumulative cases (%)

61,179,469 (8%)

##### Cumulative deaths (%)

806,271 (12%)

#### GLOBAL

##### Cumulative cases (%)

767,850,269 (100%)

##### Cumulative deaths (%)

6,942,901 (100%)

### **National Influenza Surveillance**

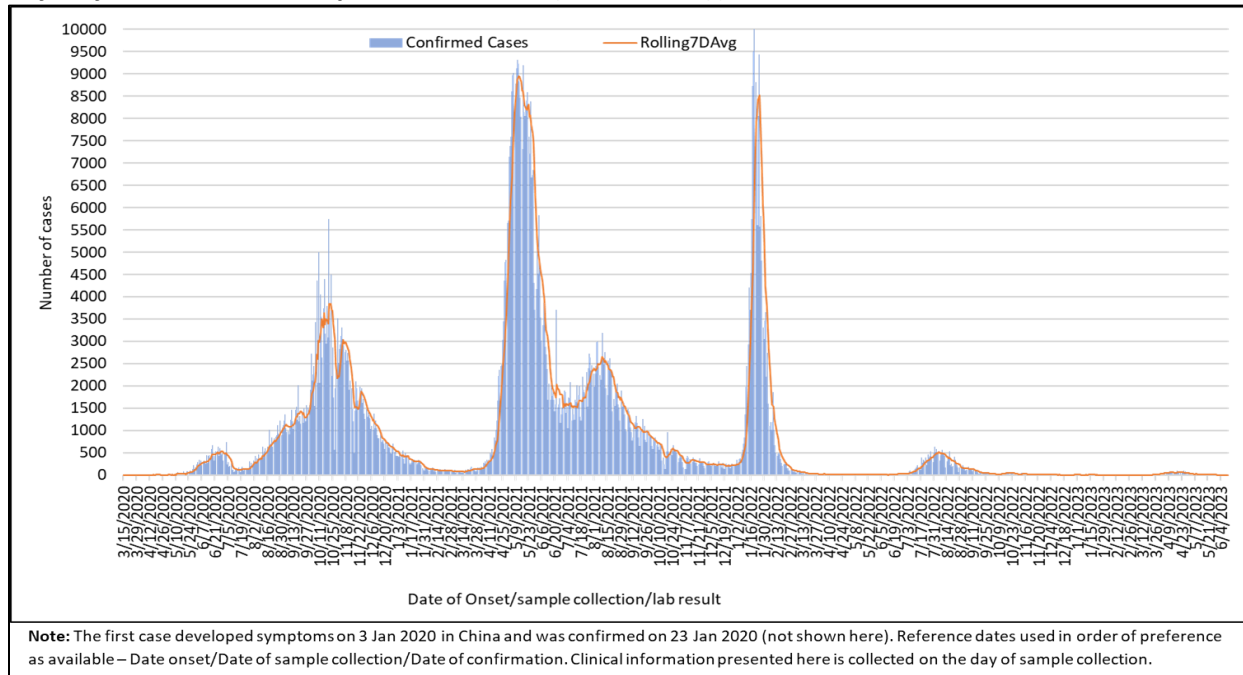
- National Influenza Center (NIC)-NPHL reported 15 diagnostic Influenza samples on Epi-week 23.
  - One sample tested Influenza B positive.
- NIC-NPHL received 21 Influenza samples from sentinel hospitals on Epi-week 23.
  - None of the samples tested positive for Influenza and SARS-CoV-2.
- Provincial Public Health Laboratories (PPHLs) reported testing 67 samples for Influenza-SARS-CoV-2 using a Multiplex kit on Epi week 23.
  - Two samples tested Influenza B positive.
  - Two samples tested SARS-CoV-2 positive.
  - A total of 2227 samples tested by PPHLs from 2 Jan – 11 Jun 2023.
- From 2 January 2023 until 11 June 2023:
  - A total of 529 samples tested positive for Influenza [(70 Influenza B (lineage not determined), 61 Influenza B Victoria, 356 Influenza A/H3, and 42 Influenza A(H1N1) pdm09] from 4396 samples (Sentinel and non-sentinel SARI and ILI samples).
  - Similarly, 209 samples tested positive for SARS-CoV-2 from dual testing of Influenza and SARS-CoV-2 among 3994 SARI and ILI samples received from sentinel and non-sentinel sites.<sup>1</sup>

**WHO SEAR countries: Number of COVID-19 confirmed cases and cumulative incidence rate (per 100,000). Link Here- <https://worldhealthorg.shinyapps.io/covid/>**

---

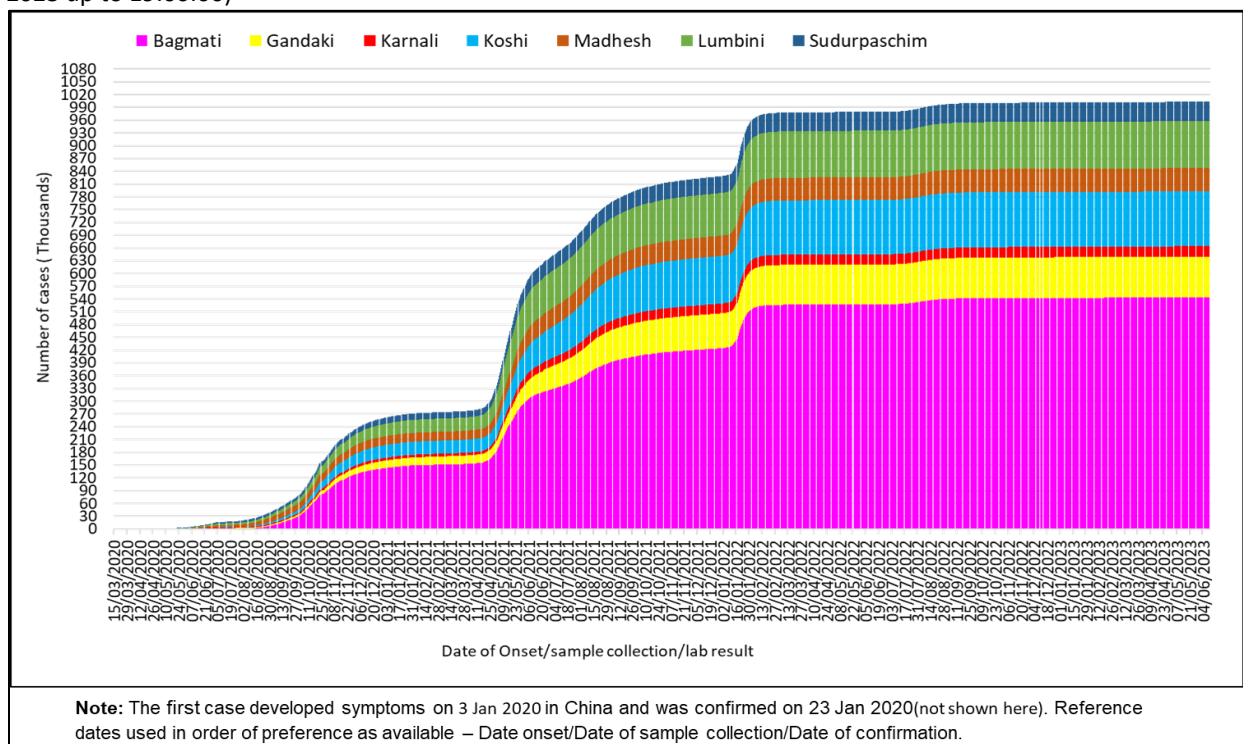
<sup>1</sup> These positive cases are included in the COVID-19 database

**Figure 1: RT-PCR confirmed COVID-19 cases and average number of COVID-19 cases over the last seven days, by date of onset/sample/confirmation (N= 1003353)(Data reported on 11 June 2023 up to 19:00:00)**



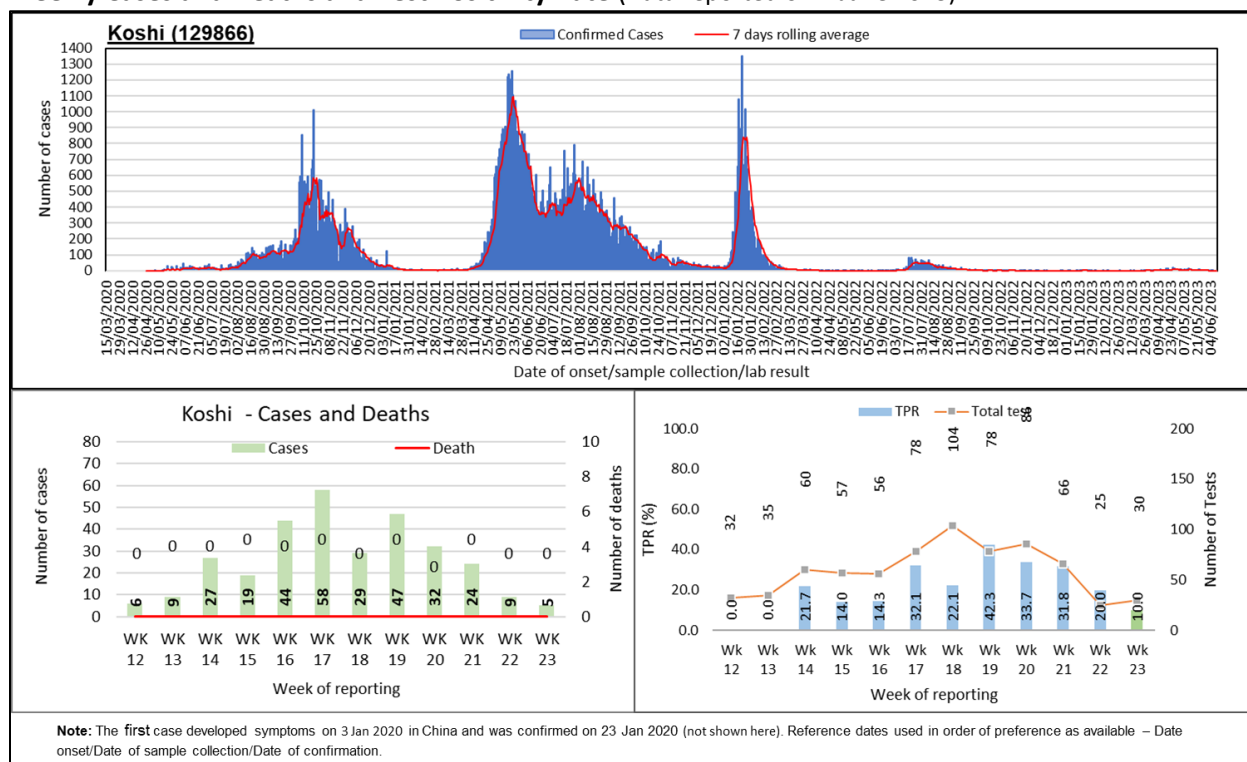
*At the national level, the first wave of cases between July 2020 and February 2021 was followed by the second wave from the middle of March 2021. Since the middle of December 2021, a third wave of cases soared up exceeding the highest number of single day cases reported in the past surges towards the end of January 2022. Another wave of cases steadily soared up towards the middle of May 2022 following an overall declining trend since the middle of August 2022. Since the middle of March 2023, cases were soaring up, however the trend is continuously decreasing since the end of April 2023.*

**Figure 2: Cumulative case count of RT-PCR confirmed COVID-19 (N= 1003353)(Data reported on 11 June 2023 up to 19:00:00)**



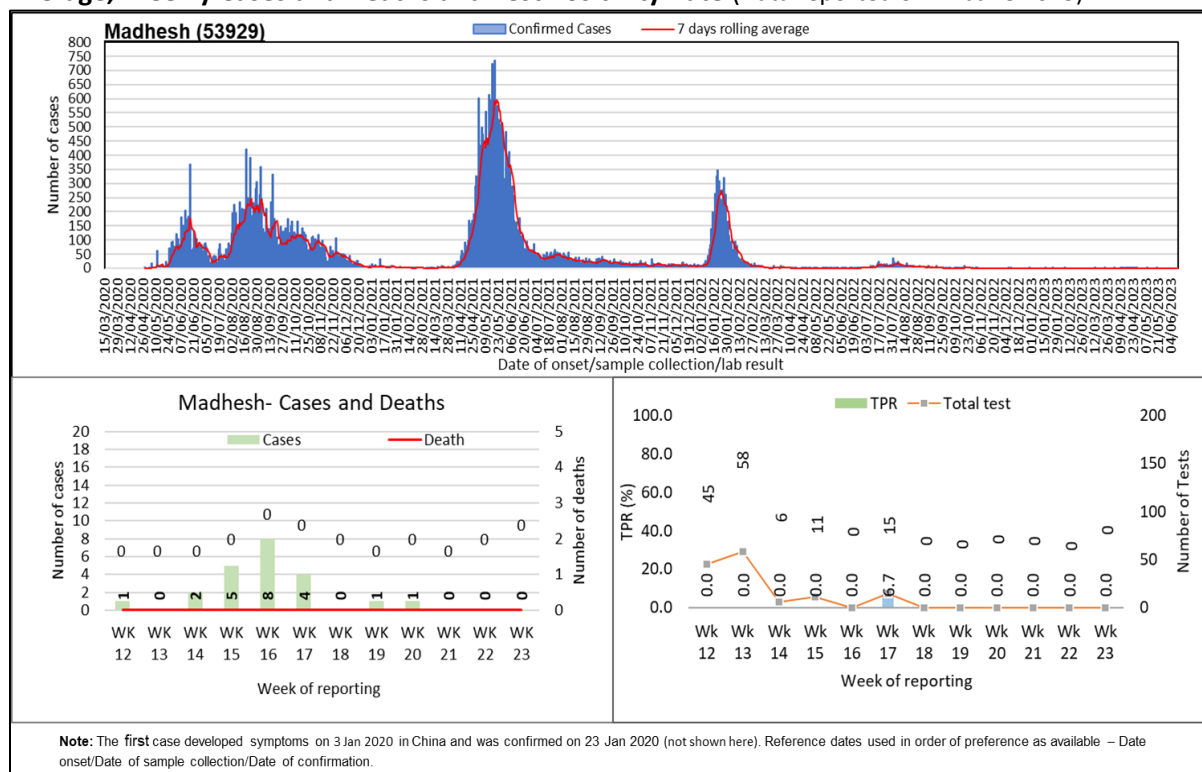
The cumulative case incidence has been increasing in Nepal since the first case was confirmed on 23 January 2020. Cases have been largely reported from Bagmati Province followed by Koshi and Lumbini Province.

**Figure 3A1: RT- PCR confirmed COVID-19 cases in Province 1: Trend of Cases, 7 days Rolling Average, Weekly Cases and Deaths and Test Positivity Rate (Data reported on 4 June 2023)**



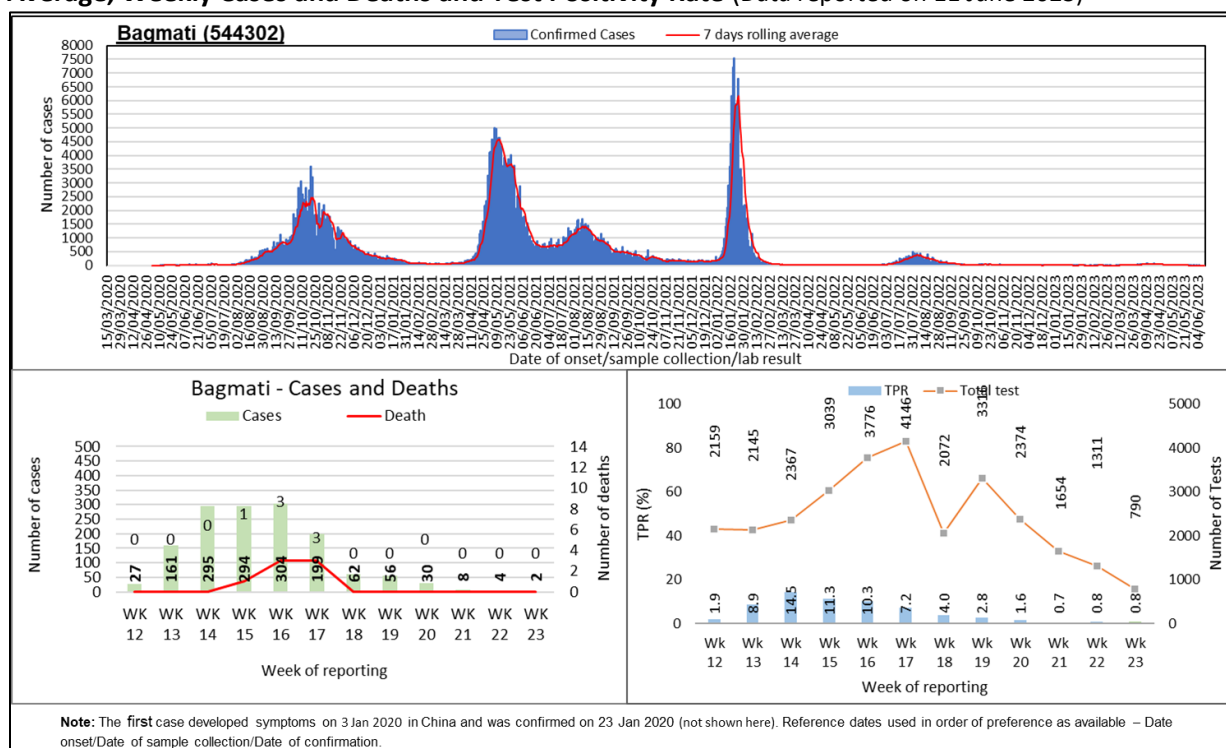
There were 5 new cases reported in the past week in Koshi Province. Cases have decreased by 44% in the past week compared to that in the previous week. There was no death reported in the past week, same as in the previous week. The test positivity rate in Koshi Province decreased to 10.0% in the past week. A total of 30 tests were performed in the past week, 20% more than that in the previous week.

**Figure 3A2: RT- PCR confirmed COVID-19 cases in Madhesh Province: Trend of Cases, 7 days Rolling Average, Weekly Cases and Deaths and Test Positivity Rate (Data reported on 11 June 2023)**



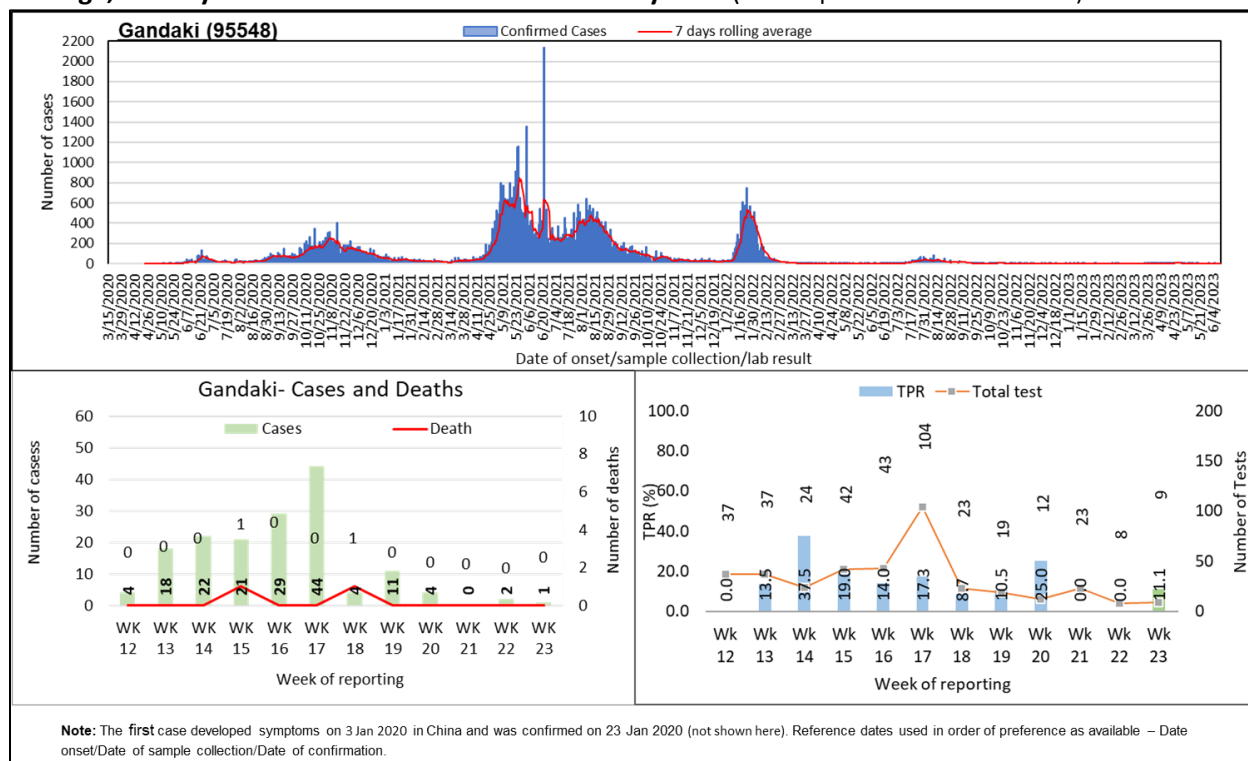
There was no new case reported in the past week in Madhesh Province, same as in the previous week. There was no death reported in the past week, same as in the previous week. There was no test performed reported in the past week.

**Figure 3A3: RT- PCR confirmed COVID-19 cases in Bagmati Province: Trend of Cases, 7 days Rolling Average, Weekly Cases and Deaths and Test Positivity Rate (Data reported on 11 June 2023)**



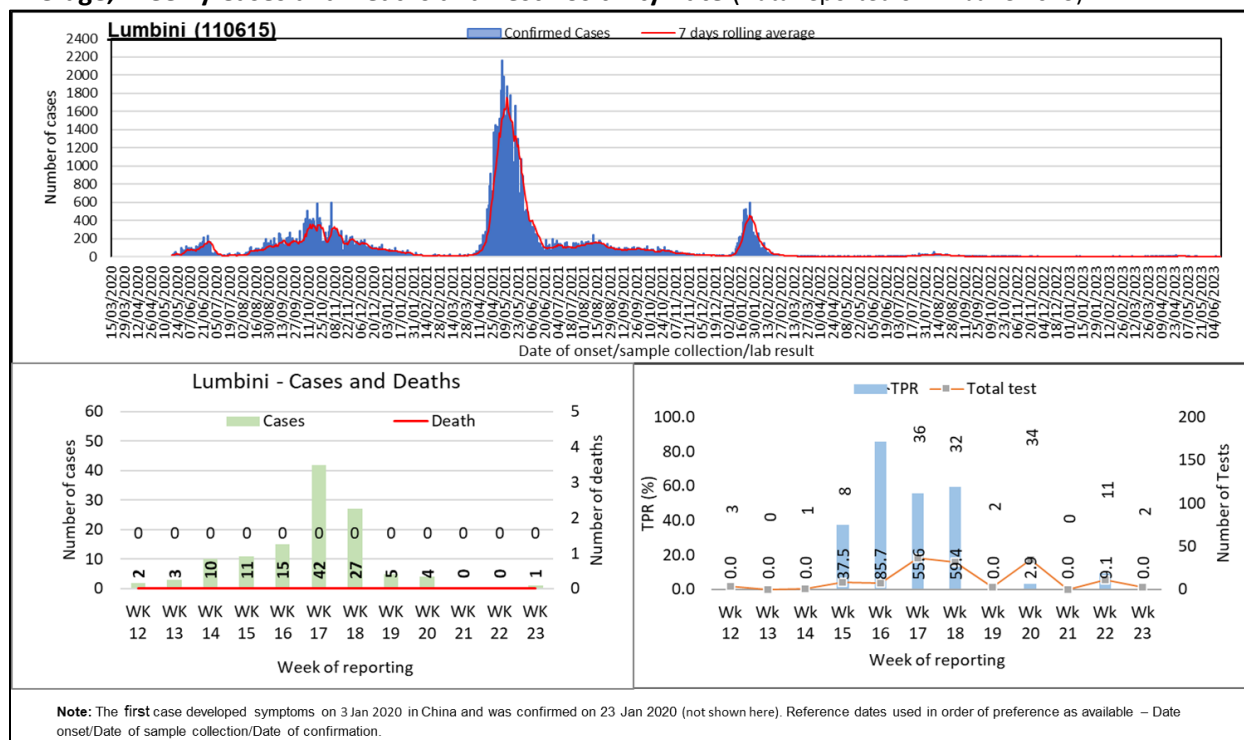
In Bagmati Province, 2 new cases were reported in the past week. Cases have decreased by 50% in the past week compared to that in the previous week. There was no death reported in the past week, same as in the previous week. The test positivity rate in Bagmati Province retained at 0.8% in the past week. A total of 790 tests were performed in the past week, 40% less than that in the previous week.

**Figure 3A4: RT- PCR confirmed COVID-19 cases in Gandaki Province: Trend of Cases, 7 days Rolling Average, Weekly Cases and Deaths and Test Positivity Rate (Data reported on 11 June 2023)**



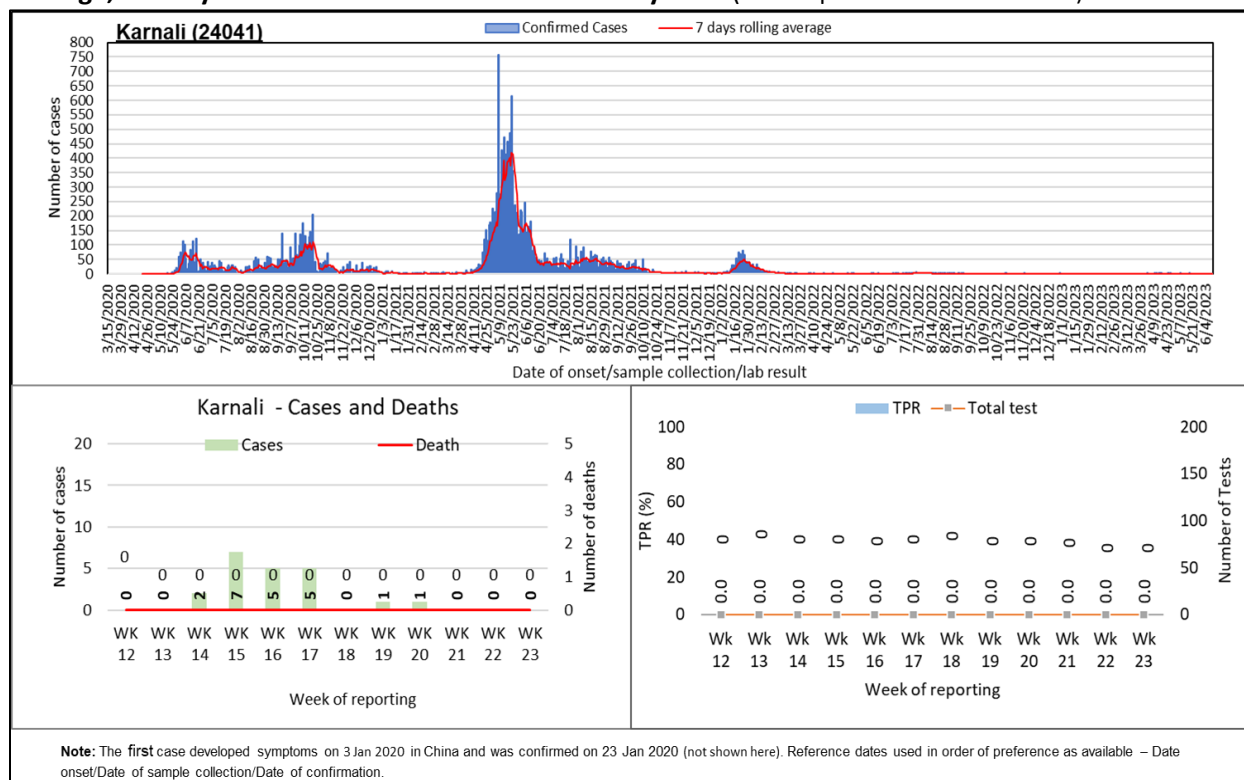
In Gandaki Province, 1 new case was reported in the past week, 50% less compared to that in the previous week. There was no death reported in the past week, same as in the previous week. The test positivity rate in Gandaki Province increased to 11.1% in the past week. A total of 9 tests were performed in the past week, 13% more than that in the previous week.

**Figure 3A5: RT- PCR confirmed COVID-19 cases in Lumbini Province: Trend of Cases, 7 days Rolling Average, Weekly Cases and Deaths and Test Positivity Rate (Data reported on 11 June 2023)**



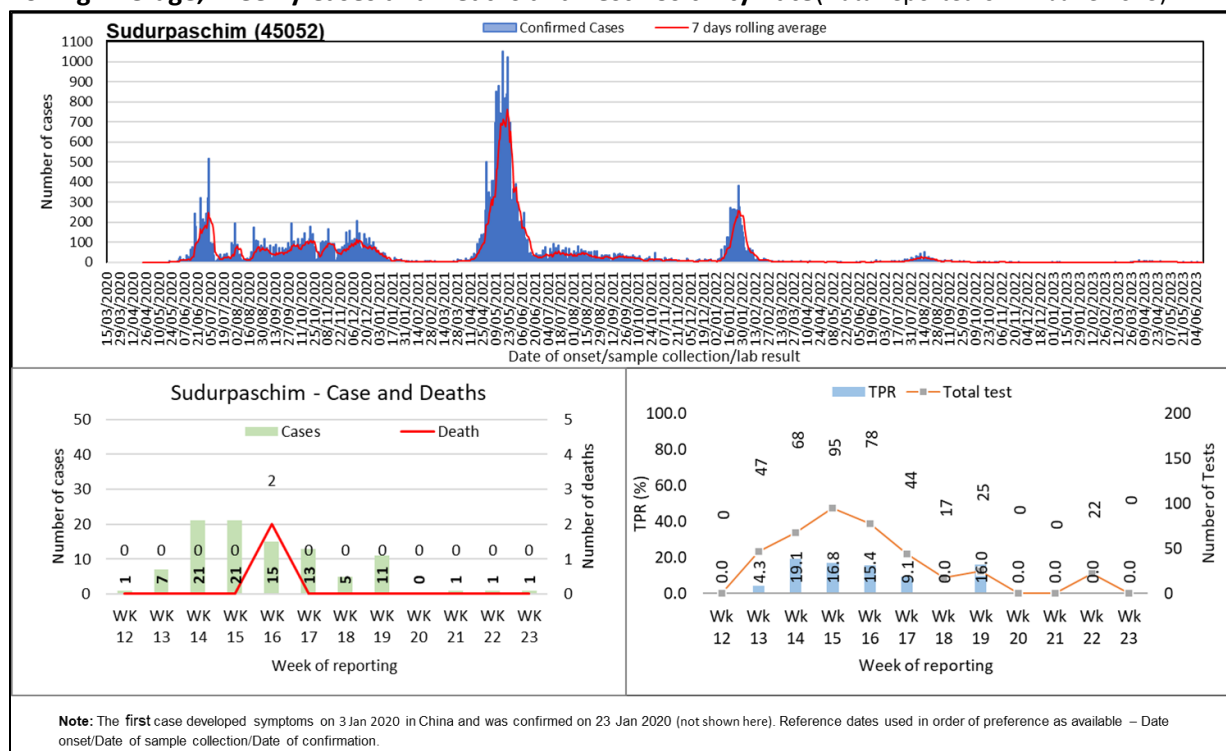
In Lumbini Province , 1 new case was reported in the past week, compared to none in the previous week. There was no death reported in the past week, same as in the previous week. The test positivity rate in Lumbini decreased to 0.0% in the past week. A total of 2 tests were performed in the past week, 82% less than that in the previous week.

**Figure 3A6: RT- PCR confirmed COVID-19 cases in Karnali Province: Trend of Cases, 7 days Rolling Average, Weekly Cases and Deaths and Test Positivity Rate (Data reported on 11 June 2023)**



In Karnali Province, no new case was reported in the past week, same as in the previous week. There was no death reported in the past week, same as in the previous week. There was no test performed reported in the past week.

**Figure 3A7: RT- PCR confirmed COVID-19 cases in Sudurpashchim Province: Trend of Cases, 7 days Rolling Average, Weekly Cases and Deaths and Test Positivity Rate(Data reported on 11 June 2023)**



In Sudurpaschim Province, 1 new case was reported in the past week, same as in the previous week. There was no death reported in the past week, same as in the previous week. There was no test performed reported in the past week.

**Table 1: Summary of confirmed COVID-19 cases, deaths, and transmission by Provinces** (Data reported on 11 June 2023 up to 19:00:00)

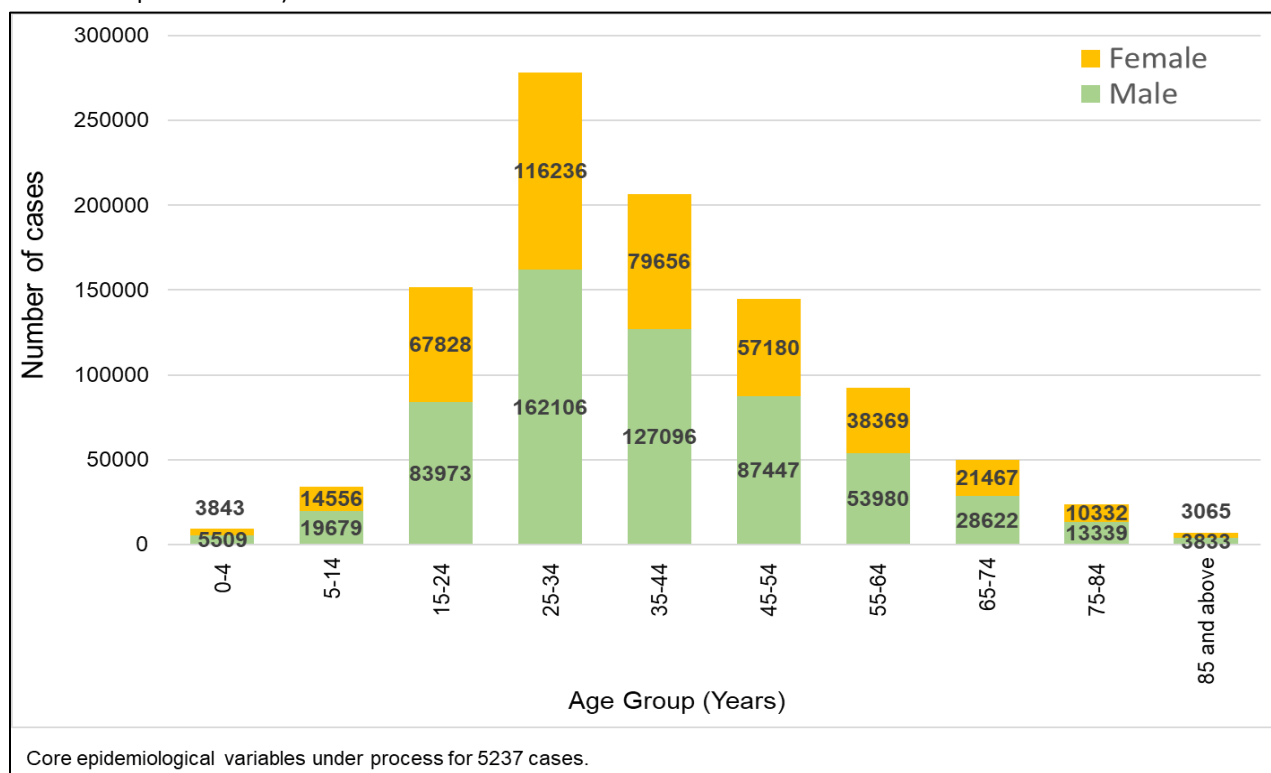
Reporting Province	Total confirmed cumulative cases RTPCR Tests	Total Confirmed cumulative cases Antigen RDT test	Total confirmed cumulative cases	% of total confirmed cumulative cases	Total cumulative deaths	Transmission classification	Total confirmed cases in last 14 days Antigen RDT test	Total confirmed cases in last 14 days RT-PCR test	Total confirmed cases in last 14 days	% of total confirmed cumulative cases in last 14 days	Total Deaths in last 14 days
Koshi	129866	30391	160257	14.1	1722	Community transmission	1	14	15	30.0	0
Madhesh	53929	1187	55116	4.9	783	Community transmission	0	0	0	0.0	0
Bagmati	544302	33407	577709	50.9	5210	Community transmission	3	6	9	18.0	0
Gandaki	95548	24882	120430	10.6	1430	Community transmission	2	3	5	10.0	0
Lumbini	110615	28506	139121	12.3	1874	Community transmission	13	1	14	28.0	0
Karnali	24041	6450	30491	2.7	492	Community transmission	2	0	2	4.0	0
Sudurpashchim	45052	6546	51598	4.5	520	Community transmission	3	2	5	10.0	0
<b>National Total</b>	<b>1003353</b>	<b>131369*</b>	<b>1134722</b>	<b>100</b>	<b>12031</b>	Community transmission	<b>24</b>	<b>26</b>	<b>50</b>	<b>100</b>	<b>0</b>

*\*Total reported in Health Emergency Operation Center (HEOC) Sitrep as of 04 June **154044**, IMU reported **131369***

Notes:

1. The source for the case data used in this update is from RT- PCR test positivity reported by laboratories from various locations across Nepal, as shared by HEOC Sitrep; and IMU/IHIMS.
2. Case data is screened and cleaned by our data team for double entry, wrong entries, and manual errors such as city names in place of districts, district names in place of province etc.
3. Whereas the test positivity rate is calculated based on the test positivity reported in Sitrep for RT-PCR which may or may not be scrutinized or cleaned the same way and mark the cases on location of the laboratories rather than their place of residence.

**Figure 4: Distribution of RT-PCR positive COVID-19 cases by age and sex (N=998116)** Data reported on 11 June 2023 up to 19:00:00)



Overall, the sex-distribution remains skewed towards males. The incidence of cases is higher in the economically productive age group (15-54 years) for both males and females.

**Table 2: Age Specific Case Fatality Ratio and Co-morbidity of Deaths in RT-PCR confirmed COVID-19 cases (N= 1003353)**(Data reported on 11 June 2023 up to 19:00:00)

Age Group (Years)	Total confirmed cases	Death (male)	Death (female)	Deaths with any known comorbid condition	Age specific case fatality ratio (%)
0-4	9352	16	23	13	0.42
5-14	34235	13	7	10	0.06
15-24	151797	92	97	71	0.12
25-34	278340	388	265	152	0.23
35-44	206749	875	452	281	0.64
45-54	144626	1398	646	577	1.41
55-64	92349	1692	803	784	2.7
65-74	50089	1641	894	959	5.06
75-84	23671	1229	660	775	7.98
85+	6898	524	290	280	11.8
Unknown	5237	19	7	11	0.5
<b>National</b>	<b>1003343</b>	<b>7887</b>	<b>4144</b>	<b>3913</b>	<b>1.20</b>

$$\text{Case Fatality ratio (CFR, in\%)} = \frac{\text{Number of deaths from disease}}{\text{Number of confirmed cases of disease}} \times 100$$
 COVID-19 positive lab result is temporally associated with death; causal association under investigation.

*A total of 12,031 deaths have been reported. Out of the total deaths, 7,887 (65.6%) were male and 4,144 (34.4%) were female. Amongst the deaths, 3,913 persons (32.5%) had at least one known comorbidity. The age specific case fatality ratio (CFR) progressively increases with age, ranging from 0.06% to 11.8%.*

## **PREPAREDNESS AND RESPONSE**

### **What are the Government of Nepal (GoN) & the Ministry of Health & Population (MoHP) doing?**

- From 3 November 2022 onwards, the Government of Nepal has started administering second dose COVID-19 booster vaccination for people aged 55 years and above and the vulnerable population group (immune-deficiency/chronic patients, pregnant women, and health workers).

### **What is the WHO Country Office for Nepal doing?**

#### ***Laboratory Diagnosis***

- WHO Nepal has been providing support to the NPHL in continued routine work.
- WHO Nepal provided technical support to National Public Health Laboratory (NPHL) in the following activities:
  - Uploading the result of genome sequencing of 36 SARS-CoV-2 positive samples into GISAID.
  - Performing RT-PCR of suspected VZV samples received from PPHL-Gandaki.
  - Standardization of Nipah Primer and Probe.
  - “Hands on training on Diagnosis of Nipah virus and Anthrax” conducted on 8-9 June 2023 at NPHL with the collaboration of EDCC and Central Veterinary Laboratory (CVL). A total of 9 participants from NPHL and CVL participated in the training.

#### ***Technical Expertise and Training***

- Continued routine work from the team of Technical Expertise and Training.<sup>2</sup>
- WHO provided technical and financial support to the National Health Training Center (NHTC) to conduct a two-day service providers training on Acute Respiratory Distress Syndrome (ARDS) Management at the Seti Provincial Hospital Dhangadhi, Kailali district on 7-8 June 2023. There were 7 trainers and 16 participants which included doctors and nursing staffs from Lumbini and Karnali Provinces.

---

<sup>2</sup> The routine works of the technical expertise and training team included technical support to the Ministry of Health and Population and its department for developing different guidelines/manuals, conducting health programs, and conducting capacity building activities. To perform these activities, the team coordinates and discuss with relevant government authorities and partners for effective planning and conducting the various activities.



Session facilitation by the Trainer during the training on Acute Respiratory Distress Syndrome (ARDS) Management  
Photo credit: WHO Nepal/M.Karmacharya

### **Operational Support and Logistics**

- Continued routine work from the team of Operation Support and Logistics.<sup>3</sup>

### **Risk Communication and Community Engagement**

- Weekly COVID-19 EPI Dashboard was uploaded on ReliefWeb (link [here](#)) and WHO, Country Office for Nepal, website (link [here](#)).
- The Weekly WHO Nepal COVID-19 Situation Update was uploaded on ReliefWeb (link [here](#)) and WHO, Country Office for Nepal, website (link [here](#)).
- The Focused COVID-19 and Health Media Monitoring was uploaded on ReliefWeb (link [here](#)).

### **What are the health clusters partners doing?**

- Continued routine work from the team of Partner Coordination and Donor Relation<sup>4</sup>
- UNICEF and WHO are providing overall support for COVID-19 vaccination in close coordination with health partners and donors.
- All members of the Health Cluster are supporting the COVID-19 vaccination campaign of Nepal.

<sup>3</sup> The routine works of the operation support and logistics team included technical support to the Management Division of the Department of Health Services for the forecasting, quantification, procurement, and distribution plan of COVID-19 commodities. The other routine activities included daily operational support to the WHO country office and seven provincial health emergency operation centers, including fleet and travel management and the procurement of required logistics and supplies.

<sup>4</sup> The routine works include coordinating with all the divisions, units, centers of Ministry of Health and Population (MoHP) and Department of Health Services (DoHS), and the health partners for effective conduction of Health Cluster Coordination meeting. Furthermore, the works included the documentation and distribution of meeting minutes, health partner's support updates in the 3Ws (Who, What, Where) and thematic mapping, updates of WHO's support in the UNRCO 3W sheet, participate in multi-sectoral and emergency and disaster preparedness and response platforms and activities and the humanitarian country team operational meetings. Moreover, necessary support for effective coordination of Health Emergency Operation Centre (HEOC) with different stakeholders is provided.

- Health partners are continuing their technical, operational, and logistics support for COVID-19 responses to health-related offices and institutions throughout the country.
- COVID-19 consultation is being provided continuously by specialist teams through tele-medicine services.

## **WHO's STRATEGIC OBJECTIVES FOR COVID-19 RESPONSE- [link here](#)** **RECOMMENDATION AND ADVICE FOR THE PUBLIC**

- [Protect yourself](#)
- [Questions and answers](#)
- [Travel advice](#)
- [EPI-WIN](#): tailored information for individuals, organizations, and communities

## **USEFUL LINKS**

- MoHP COVID-19 official portal is available [here](#).
- Nepal COVID-19 regular updates and resources are available [here](#)
- For COVID-19 updates from the WHO South-East Asia Region Office, please visit [here](#).
- For information about coronavirus disease (COVID-19) from WHO, please visit [here](#)
- Please visit this [site](#) for all technical guidance from WHO.
- Online courses on COVID-19 from WHO can be found [here](#)
- WHO Coronavirus (COVID-19) Dashboard can be found [here](#)
- Visit the WHO Nepal [Facebook page](#) and webpage on COVID-19 [here](#)

## **CONTACT DETAILS**

### **WHO Representative**

Dr. Rajesh Sambhajirao Pandav  
WHO Representative to the Government of Nepal  
Email: [pandavr@who.int](mailto:pandavr@who.int)

### **WHO Incident Manager/ Health Cluster Co-lead**

Dr. Allison Gocotano  
Team Leader - WHO Health Emergencies Program (WHE)  
WHO Country Office for Nepal  
Email: [gocotanoa@who.int](mailto:gocotanoa@who.int)

### **Communication/Media Focal Point**

Ms. Tsering Dolkar Gurung  
Media, Communication and Public Information Officer  
WHO Country Office for Nepal  
Email: [gurungt@who.int](mailto:gurungt@who.int)