

Situation Update #167 - Coronavirus Disease 2019 (COVID-19)

WHO Country Office for Nepal

Reporting Date: 19 - 25 June 2023 (Epi Week 25)

HIGHLIGHTS

(Data published in the MoHP Situation Report as of 25 June 2023 and same data published in EDCCD Report as of 26 June 2023)

- Among the new RT-PCR confirmed cases (4) reported this week, 50% (2 cases) are from Kathmandu district. One case (25%) each has been reported from Ramechhap and Sunsari districts.

COVID-19 vaccination coverage status (as of 20 June 2023)

Vaccine	First dose	Second dose
Covi-AstraZeneca	5,587,477	4,840,679
Vero Cell	10,410,489	9,279,351
Janssen	3,548,417	
Pfizer	5,028,783	3,887,916
Moderna	3,229,769	2,832,700

NEPAL EPIDEMIOLOGICAL SITUATION

- Since 9 May 2021, all 7 provinces in the country are experiencing community transmission.
- Since the start of the COVID-19 pandemic, a total of 78.2% (784,794/1,003,365) of RT-PCR confirmed cases were reported from three provinces, namely - Koshi, Bagmati and Lumbini Provinces. The Kathmandu Valley area (Kathmandu, Bhaktapur, Lalitpur) in Bagmati Province has substantially high case load with 44.2% of the national total (443,064/1,003,365), and 81.4% of the provincial total (443,064/544,306).
- Province-wise, RT-PCR test positivity rate in Epi week 25 ranged from 0.0% (Gandaki and Lumbini Provinces) to 5.6% (Koshi Province) with a national positivity rate at 0.9%. Madhesh, Karnali and Sudurpashchim Provinces did not report any RT-PCR test performed in the last week.
- Nepal reported a 50% decrease in the number of new RT-PCR confirmed cases (n=4) in Epi week 25 compared to that in the previous week. Of these total cases reported last week, 100% of the cases have been reported from Koshi and Bagmati Provinces.
- Nepal reported no death in Epi week 25, same as in the previous week.

SITUATION OVERVIEW

(Data as of 25 June 2023)

NEPAL

Cumulative confirmed cases

RT-PCR: 1,003,365

Antigen RDT: 154,056

Cumulative deaths: 12,031

Cumulative tests

RT-PCR: 6,048,342

Antigen RDT: 1,613,585

SOUTH-EAST ASIA REGION

Cumulative cases (%)

61,188,565 (8%)

Cumulative deaths (%)

806,434 (12%)

GLOBAL

Cumulative cases (%)

767,396,301 (100%)

Cumulative deaths (%)

6,946,974 (100%)

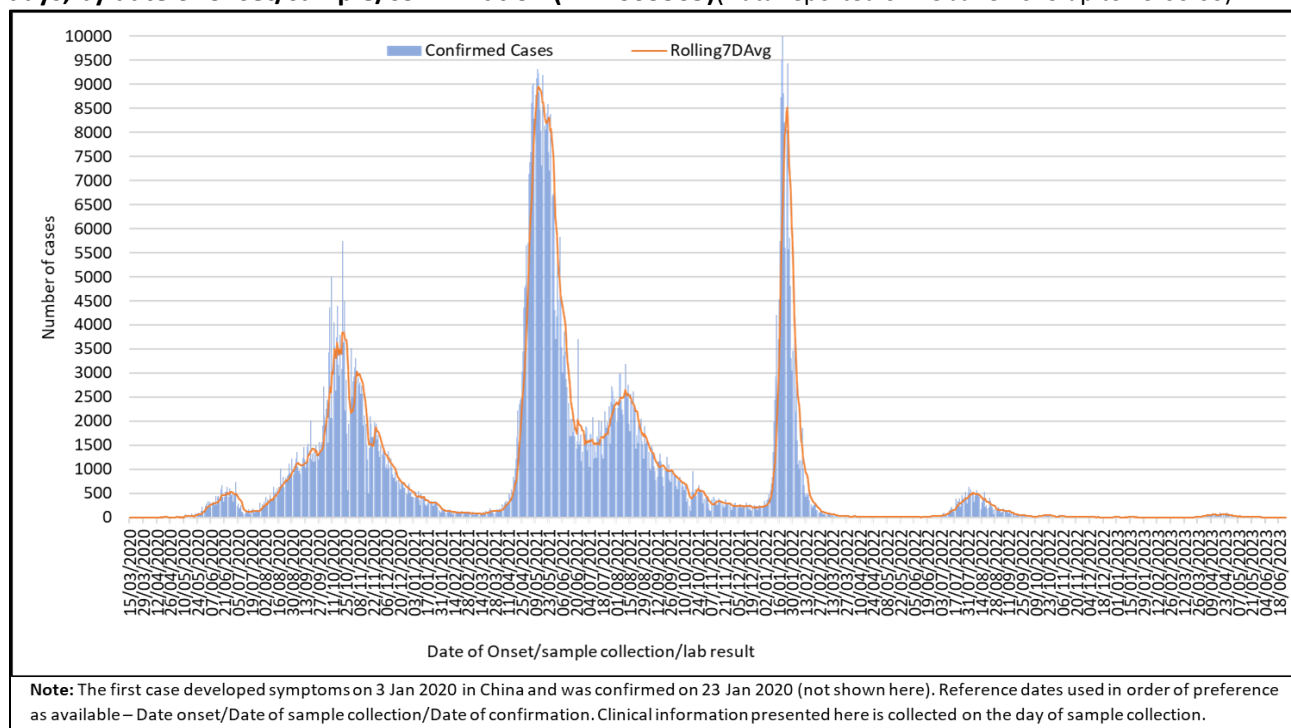
National Influenza Surveillance

- National influenza Center (NIC)-NPHL reported 16 diagnostic Influenza samples on Epi week 25.
 - One sample tested Influenza B positive.
 - None of the samples tested SARS-CoV-2 positive.
- NIC-NPHL received 17 Influenza samples from sentinel hospitals on Epi week 25.
 - Two samples tested Influenza B positive.
 - None of the samples tested positive for SARS-CoV-2.
- Provincial Public Health Laboratories (PPHLs) reported testing 92 samples for Influenza-SARS-CoV-2 using a Multiplex kit on Epi week 25.
 - None of the samples tested positive for Influenza and SARS-CoV-2.
 - A total of 2,429 samples were tested by PPHLs from 2 Jan – 25 Jun 2023.
- From 2 January 2023 until 25 June 2023:
 - A total of 539 samples tested positive for Influenza [(73 Influenza B (lineage not determined), 67 Influenza B Victoria, 356 Influenza A/H3, 1 Influenza (yet to be subtyped) and 42 Influenza A(H1N1)pdm09] from 4536 samples (sentinel and non-sentinel SARI and ILI samples).
 - Similarly, 210 samples tested positive for SARS-CoV-2 from dual testing of Influenza and SARS-CoV-2 in 4279 SARI and ILI samples received from sentinel and non-sentinel sites.¹

WHO SEAR countries: Number of COVID-19 confirmed cases and cumulative incidence rate (per 100,000). Link Here- <https://worldhealthorg.shinyapps.io/covid/>

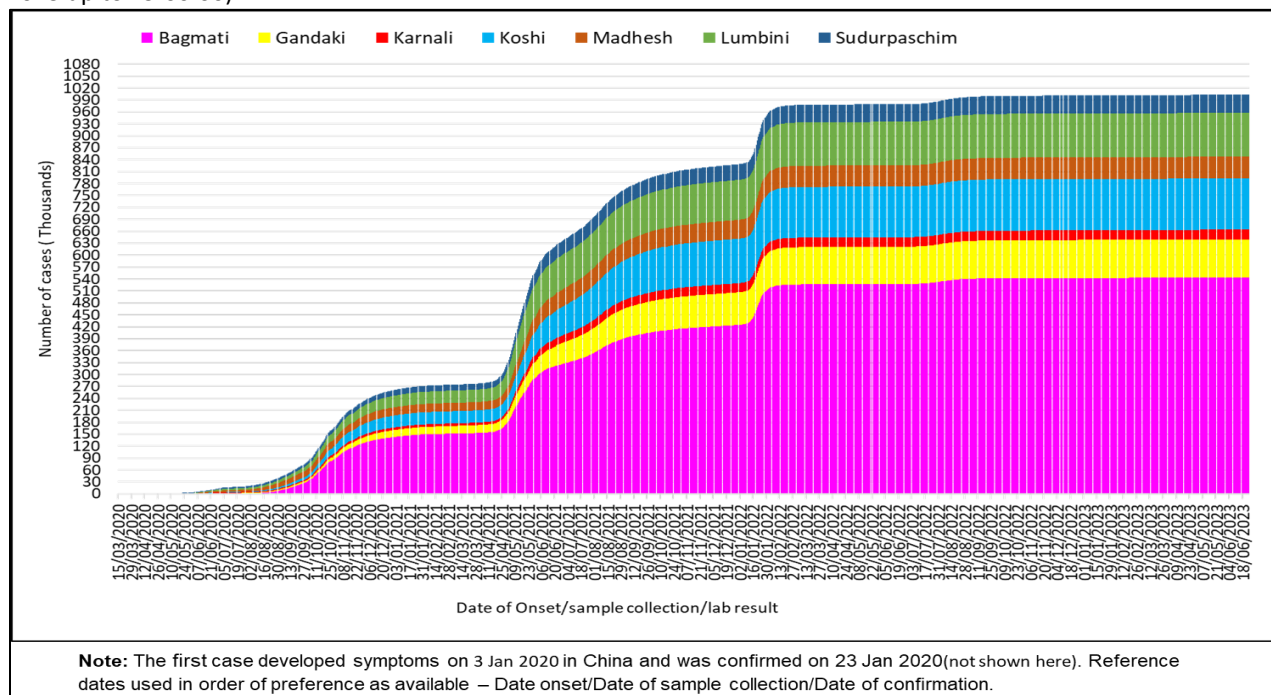
¹ These positive cases are included in the COVID-19 database

Figure 1: RT-PCR confirmed COVID-19 cases and average number of COVID-19 cases over the last seven days, by date of onset/sample/confirmation (N= 1003365)(Data reported on 25 June 2023 up to 19:00:00)



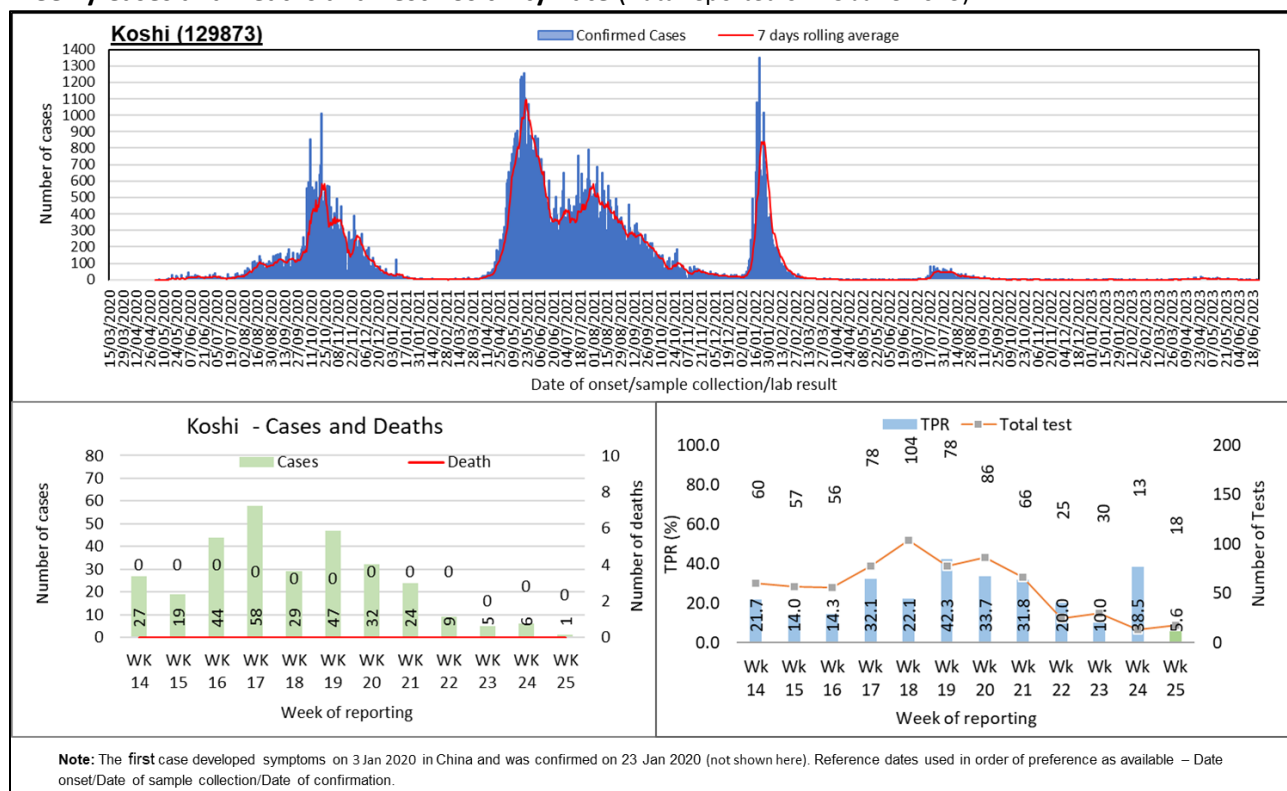
At national level, the first wave of cases between July 2020 and February 2021 was followed by the second wave from the middle of March 2021. Since the middle of December 2021, a third wave of cases soared up exceeding the highest number of single day cases reported in the past surges towards the end of January 2022. Another wave of cases steadily soared up towards the middle of May 2022 following an overall declining trend since the middle of August 2022. Since the middle of March 2023, cases were soaring up, however the trend is continuously decreasing since the end of April 2023.

Figure 2: Cumulative case count of RT-PCR confirmed COVID-19 (N= 1003365)(Data reported on 25 June 2023 up to 19:00:00)



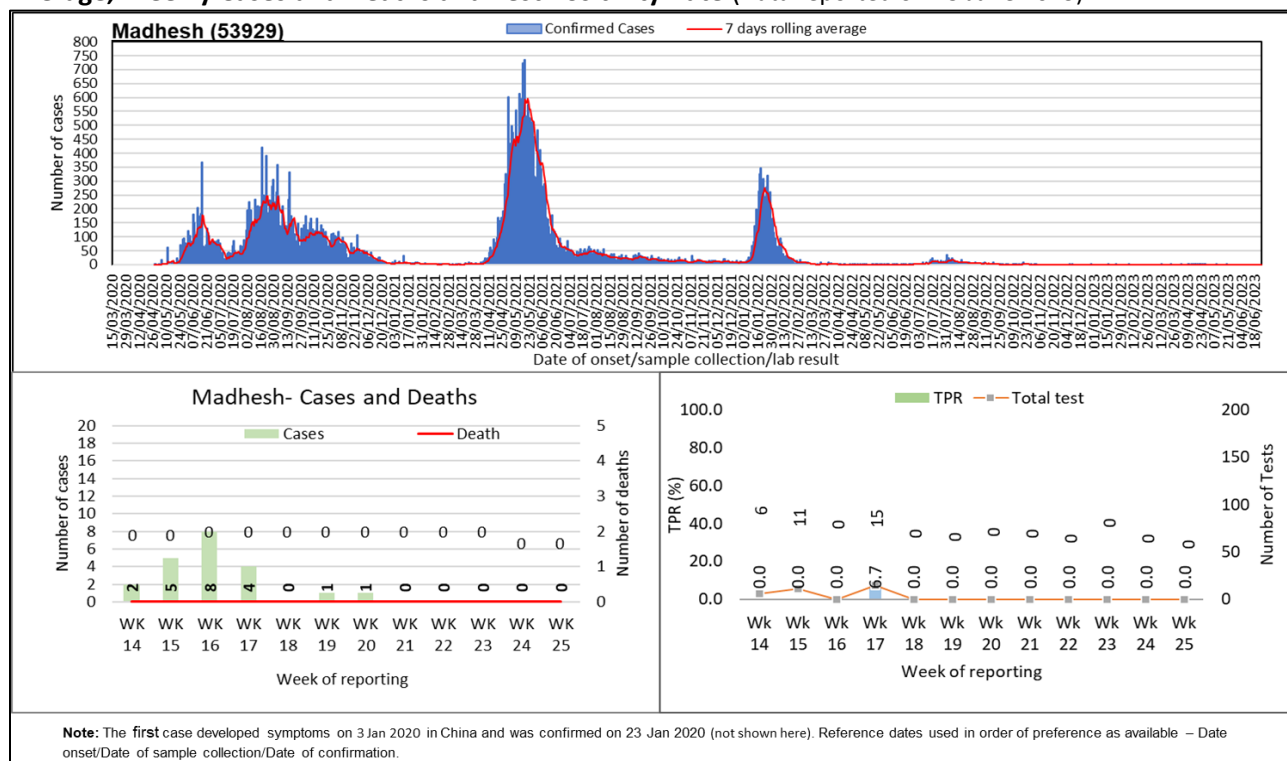
The cumulative case incidence has been increasing in Nepal since the first case confirmed on 23 January 2020. Cases have been largely reported from Bagmati Province followed by Koshi and Lumbini Province.

Figure 3A1: RT- PCR confirmed COVID-19 cases in Province 1: Trend of Cases, 7 days Rolling Average, Weekly Cases and Deaths and Test Positivity Rate (Data reported on 25 June 2023)



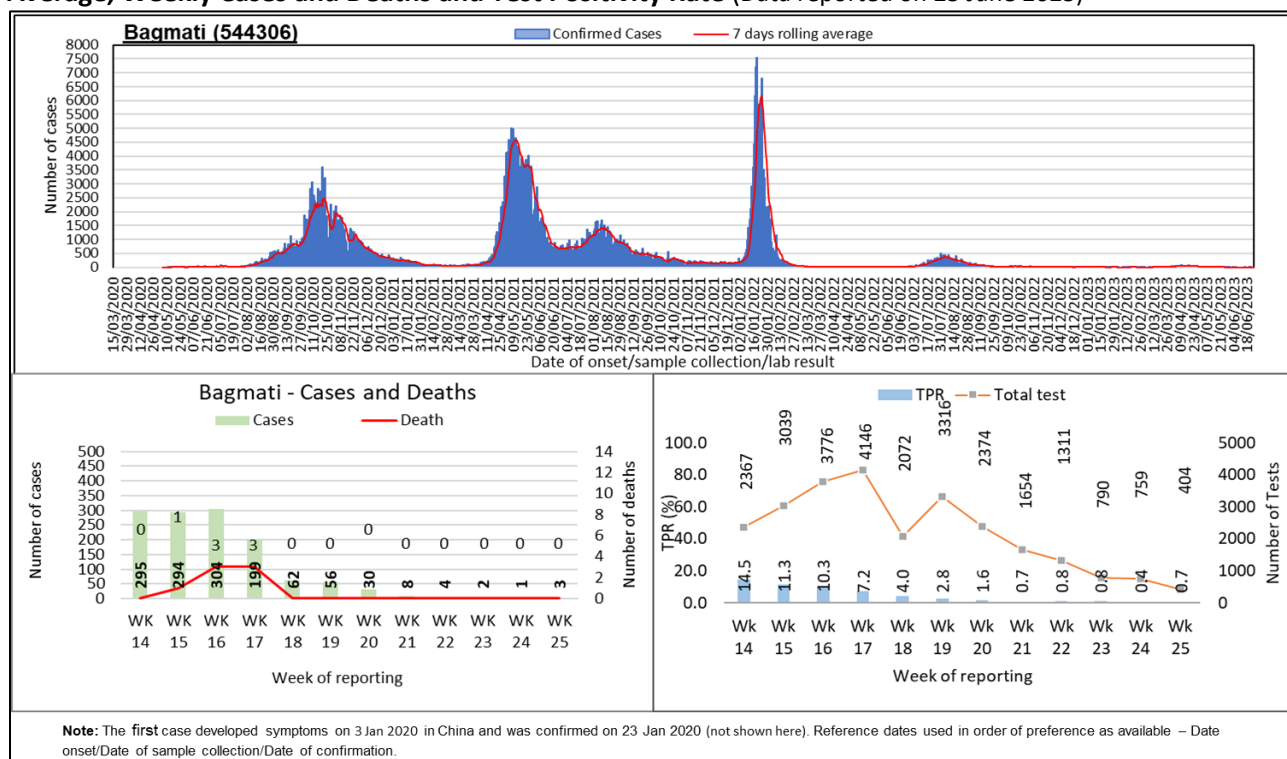
There was 1 new case reported in the past week in Koshi Province. Cases have decreased by 83% in the past week compared to that in the previous week. There was no death reported in the past week, same as in the previous week. The test positivity rate in Koshi Province decreased to 5.6% in the past week. A total of 18 tests were performed in the past week, 38% more than that in the previous week.

Figure 3A2: RT- PCR confirmed COVID-19 cases in Madhesh Province: Trend of Cases, 7 days Rolling Average, Weekly Cases and Deaths and Test Positivity Rate (Data reported on 25 June 2023)



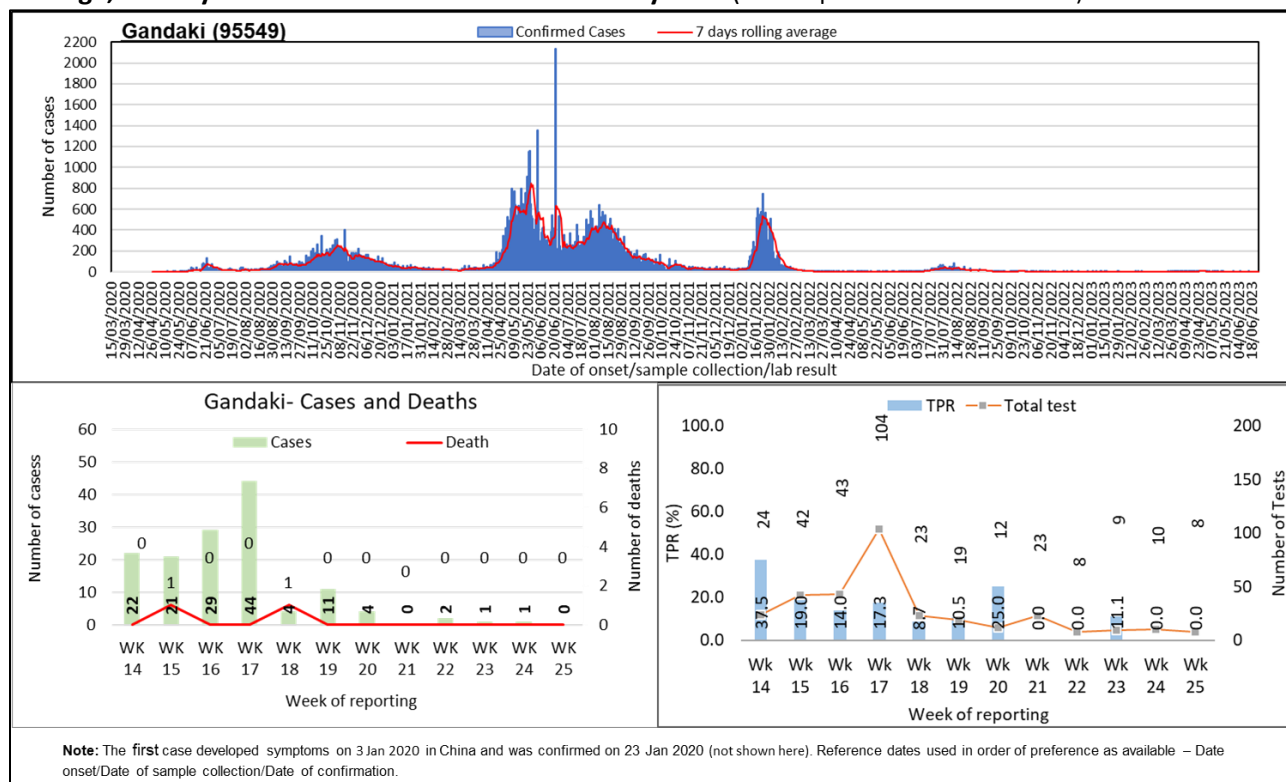
There was no new case reported in the past week in Madhesh Province, same as in the previous week. There was no death reported in the past week, same as in the previous week. There was no test performed reported in the past week.

Figure 3A3: RT- PCR confirmed COVID-19 cases in Bagmati Province: Trend of Cases, 7 days Rolling Average, Weekly Cases and Deaths and Test Positivity Rate (Data reported on 25 June 2023)



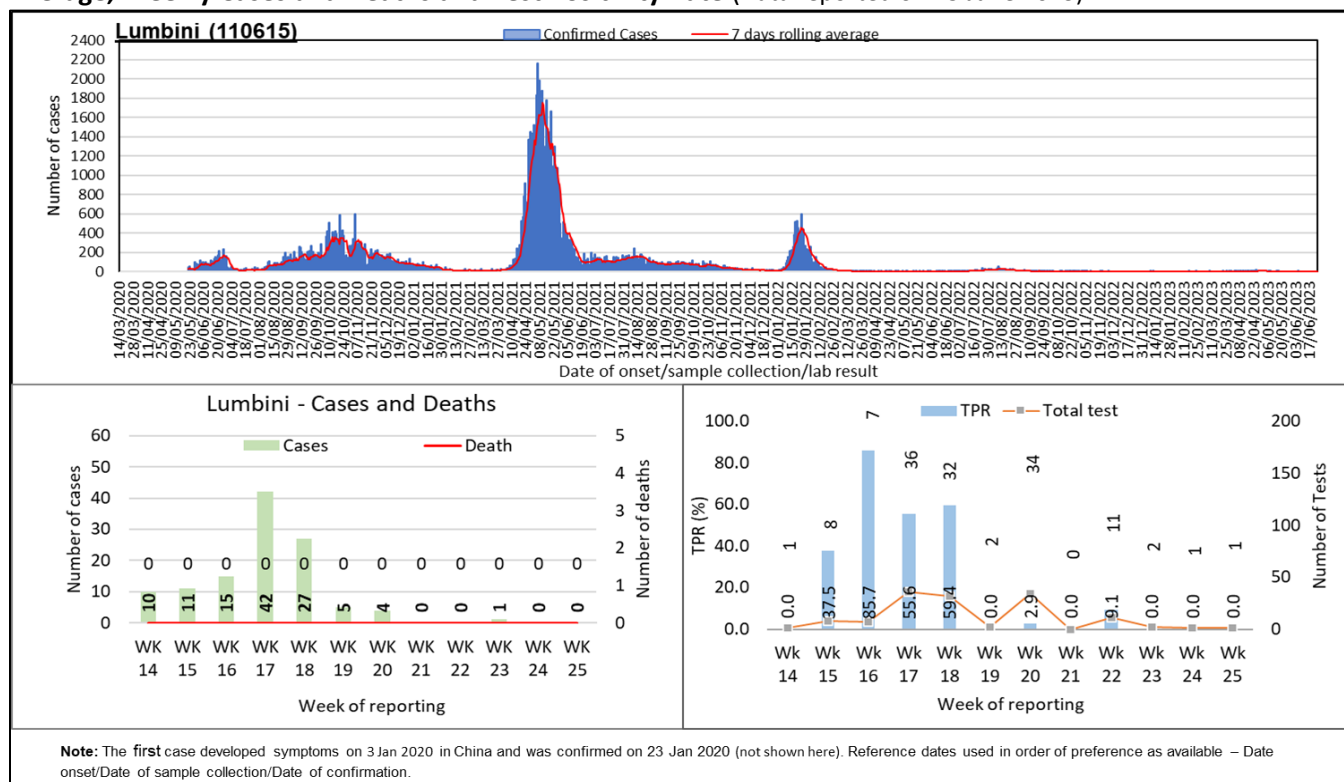
In Bagmati Province, 3 new cases were reported in the past week. Cases have increased by 200% in the past week compared to that in the previous week. There was no death reported in the past week, same as in the previous week. The test positivity rate in Bagmati Province increased to 0.7% in the past week. A total of 404 tests were performed in the past week, 47% less than that in the previous week.

Figure 3A4: RT- PCR confirmed COVID-19 cases in Gandaki Province: Trend of Cases, 7 days Rolling Average, Weekly Cases and Deaths and Test Positivity Rate (Data reported on 25 June 2023)



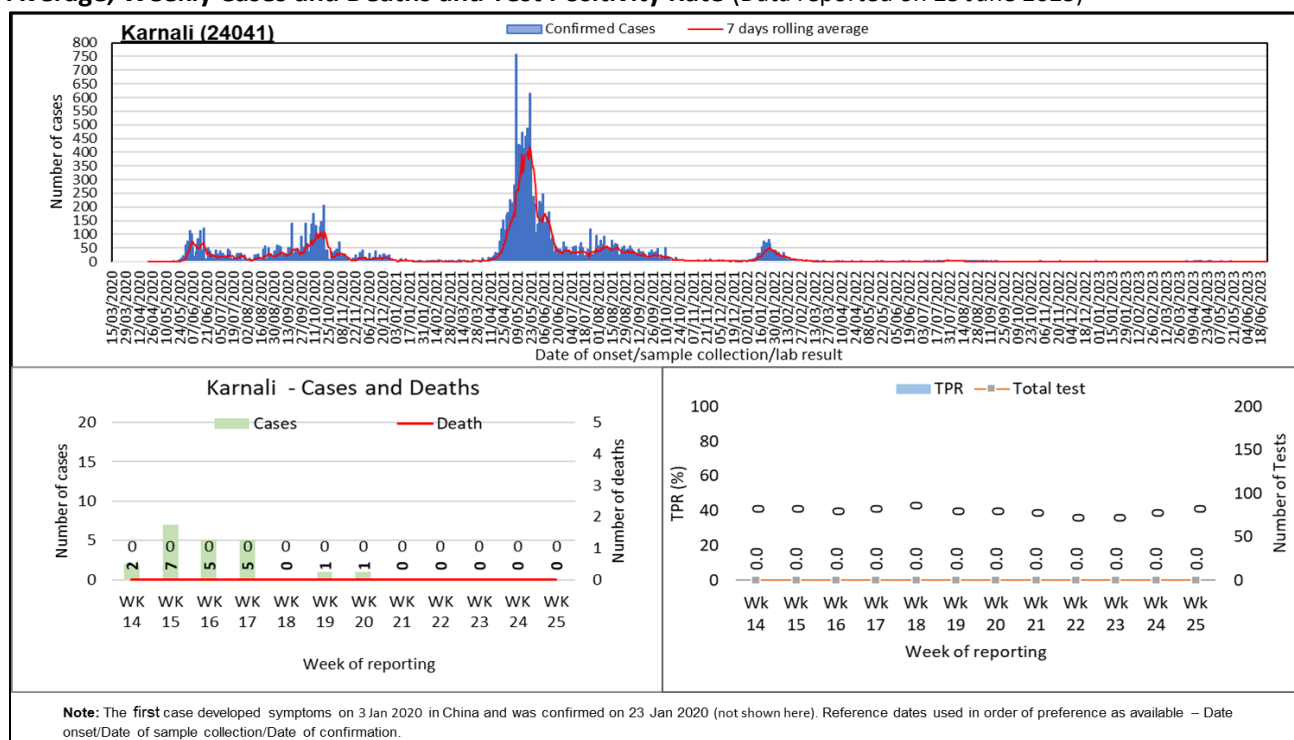
In Gandaki Province, no new case was reported in the past week, same as compared to that in the previous week. There was no death reported in the past week, same as in the previous week. The test positivity rate in Gandaki Province decreased to 0.0% in the past week. A total of 8 tests were performed in the past week, 20% less than that in the previous week.

Figure 3A5: RT- PCR confirmed COVID-19 cases in Lumbini Province: Trend of Cases, 7 days Rolling Average, Weekly Cases and Deaths and Test Positivity Rate (Data reported on 25 June 2023)



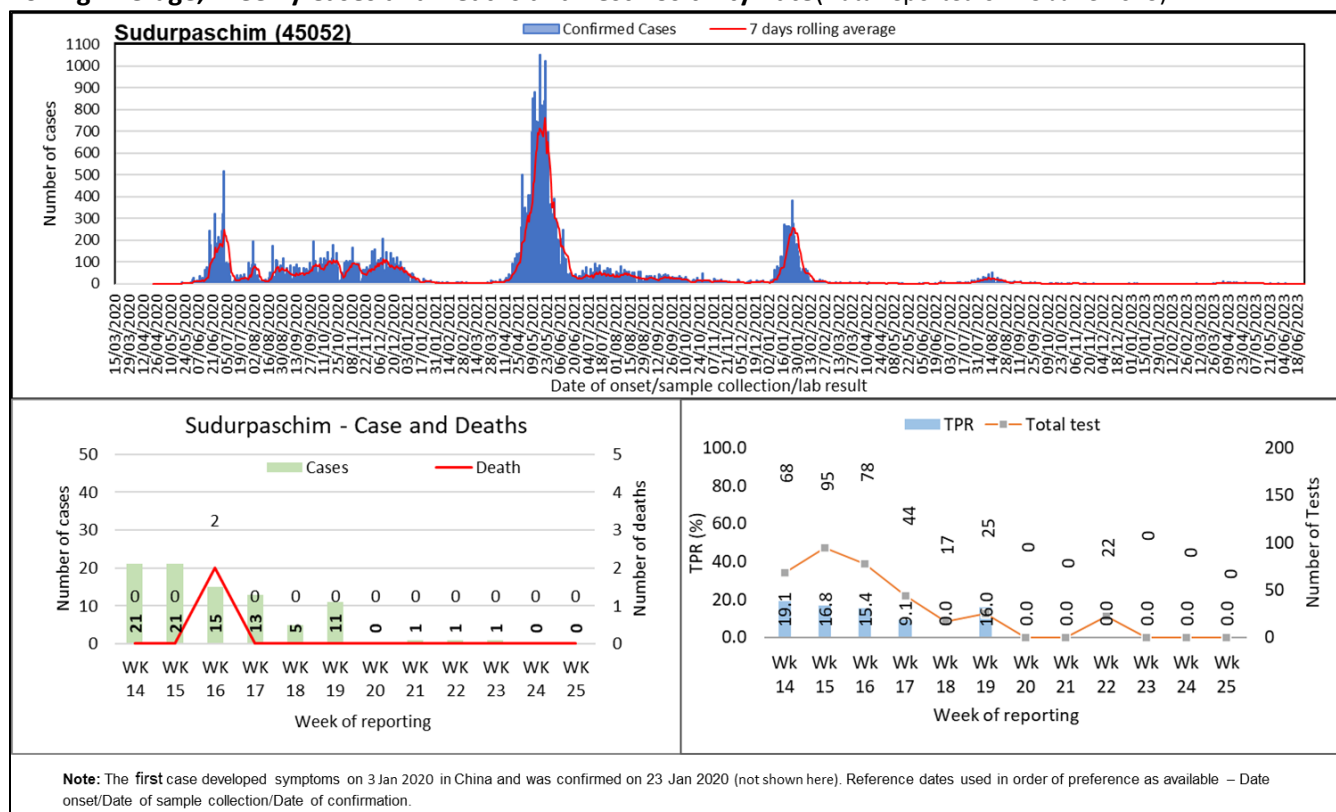
In Lumbini Province, no new case was reported in the past week, same as in the previous week. There was no death reported in the past week, same as in the previous week. The test positivity rate in Lumbini Province retained at 0.0% in the past week. A total of 1 test was performed in the past week, same as in the previous week.

Figure 3A6: RT- PCR confirmed COVID-19 cases in Karnali Province: Trend of Cases, 7 days Rolling Average, Weekly Cases and Deaths and Test Positivity Rate (Data reported on 25 June 2023)



In Karnali Province, no new case was reported in the past week, same as in the previous week. There was no death reported in the past week, same as in the previous week. There was no test performed reported in the past week.

Figure 3A7: RT- PCR confirmed COVID-19 cases in Sudurpashchim Province: Trend of Cases, 7 days Rolling Average, Weekly Cases and Deaths and Test Positivity Rate(Data reported on 25 June 2023)



In Sudurpashchim Province, no new case was reported in the past week, same as in the previous week. There was no death reported in the past week, same as in the previous week. There was no test performed reported in the past week.

Table 1: Summary of confirmed COVID-19 cases, deaths, and transmission by Provinces (Data reported on 25 June 2023 up to 19:00:00)

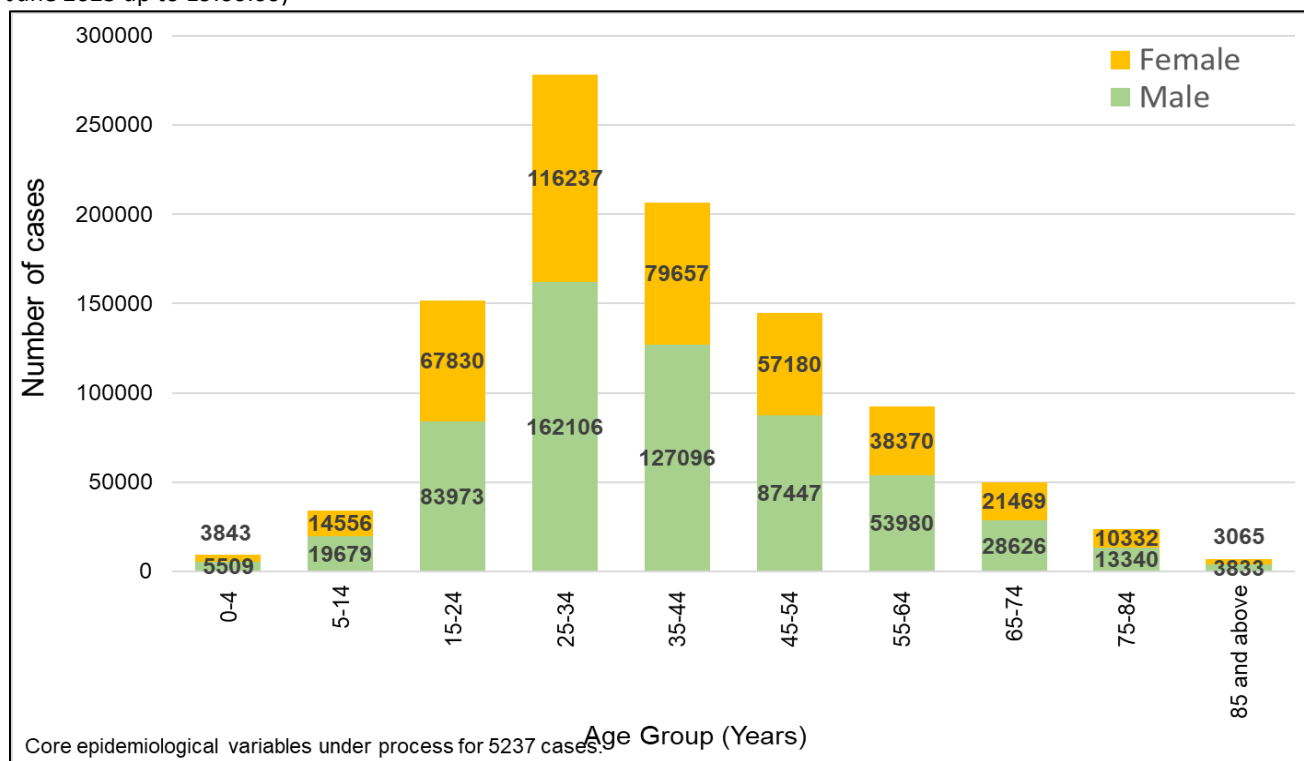
Reporting Province	Total confirmed cumulative cases RTPCR Tests	Total Confirmed cumulative cases Antigen RDT test	Total confirmed cumulative cases	% of total confirmed cumulative cases	Total cumulative deaths	Transmission classification	Total confirmed cases in last 14 days Antigen RDT test	Total confirmed cases in last 14 days RT-PCR test	Total confirmed cases in last 14 days	% of total confirmed cumulative cases in last 14 days	Total Deaths in last 14 days
Koshi	129873	30391	160264	14.1	1722	Community transmission	0	7	7	29.2	0
Madhesh	53929	1187	55116	4.9	783	Community transmission	0	0	0	0.0	0
Bagmati	544306	33413	577719	50.9	5210	Community transmission	6	4	10	41.7	0
Gandaki	95549	24885	120434	10.6	1430	Community transmission	3	1	4	16.7	0
Lumbini	110615	28509	139124	12.3	1874	Community transmission	3	0	3	12.5	0
Karnali	24041	6450	30491	2.7	492	Community transmission	0	0	0	0.0	0
Sudurpashchim	45052	6546	51598	4.5	520	Community transmission	0	0	0	0.0	0
National Total	1003365	131381*	1134746	100	12031	Community transmission	12	12	24	100	0

Total reported in Health Emergency Operation Center (HEOC) Sitrep as of 25 June 2023 **154056, IMU reported **131381***

Notes:

1. The source for the case data used in this update is from RT- PCR test positivity reported by laboratories from various locations across Nepal, as shared by HEOC Sitrep; and IMU/IHIMS.
2. Case data is screened and cleaned by our data team for double entry, wrong entries, and manual errors such as city names in place of districts, district names in place of province etc.
3. Whereas the test positivity rate is calculated based on the test positivity reported in Sitrep for RT-PCR which may or may not be scrutinized or cleaned the same way and mark the cases on location of the laboratories rather than their place of residence.

Figure 4: Distribution of RT-PCR positive COVID-19 cases by age and sex (N= 998128)(Data reported on 25 June 2023 up to 19:00:00)



Overall, the sex-distribution remains skewed towards males. The incidence of cases is higher in the economically productive age group (15-54 years) for both males and females.

Table 2: Age Specific Case Fatality Ratio and Co-morbidity of Deaths in RT-PCR confirmed COVID-19 cases (N= 1003365)(Data reported on 25 June 2023 up to 19:00:00)

Age Group (Years)	Total confirmed cases	Death (male)	Death (female)	Deaths with any known comorbid condition	Age specific case fatality ratio (%)
0-4	9352	16	23	13	0.42
5-14	34235	13	7	10	0.06
15-24	151803	92	97	71	0.12
25-34	278343	388	265	152	0.23
35-44	206753	875	452	281	0.64
45-54	144627	1398	646	577	1.41
55-64	92350	1692	803	784	2.7
65-74	50095	1641	894	959	5.06
75-84	23672	1229	660	775	7.98
85+	6898	524	290	280	11.8
Unknown	5237	19	7	11	0.5
National	1003365	7887	4144	3913	1.20

$$\text{Case Fatality ratio (CFR, in\%)} = \frac{\text{Number of deaths from disease}}{\text{Number of confirmed cases of disease}} \times 100$$
 COVID-19 positive lab result is temporally associated with death; causal association under investigation.

A total of 12,031 deaths have been reported. Out of the total deaths, 7,887 (65.6%) were male and 4,144 (34.4%) were female. Amongst the deaths, 3,913 persons (32.5%) had at least one known comorbidity. The age specific case fatality ratio (CFR) progressively increases with age, ranging from 0.06% to 11.8%.

PREPAREDNESS AND RESPONSE

What are the Government of Nepal (GoN) & the Ministry of Health & Population (MoHP) doing?

- From 3 November 2022 onwards, the Government of Nepal has started administering second dose COVID-19 booster vaccination for people aged 55 years and above and the vulnerable population group (immune-deficiency/chronic patients, pregnant women, and health workers).

What is the WHO Country Office for Nepal doing?

Laboratory Diagnosis

- WHO Nepal has been providing support to the National Public Health Laboratory (NPHL) in continued routine work.
- WHO Nepal provided technical support to the NPHL in performing genome sequencing of 36 SARS-CoV-2 samples.

Technical Expertise and Training

- Continued routine work from the team of Technical Expertise and Training.²

Operational Support and Logistics

- Continued routine work from the team of Operation Support and Logistics.³

Risk Communication and Community Engagement

- *Weekly COVID-19 EPI Dashboard* was uploaded on *ReliefWeb* (link [here](#)) and WHO, Country Office for Nepal, website (link [here](#)).
- The *Weekly WHO Nepal COVID-19 Situation Update* was uploaded on *ReliefWeb* (link [here](#)) and WHO, Country Office for Nepal, website (link [here](#)).
- The *Focused COVID-19 and Health Media Monitoring* was uploaded on *ReliefWeb* (link [here](#))

What are the health clusters partners doing?

- Continued routine work from the team of Partner Coordination and Donor Relation⁴

² The routine works of the technical expertise and training team included technical support to the Ministry of Health and Population and its department for developing different guidelines/manuals, conducting health programs, and conducting capacity building activities. To perform these activities, the team coordinates and discuss with relevant government authorities and partners for effective planning and conducting the various activities.

³ The routine works of the operation support and logistics team included technical support to the Management Division of the Department of Health Services for the forecasting, quantification, procurement, and distribution plan of COVID-19 commodities. The other routine activities included daily operational support to the WHO country office and seven provincial health emergency operation centers, including fleet and travel management and the procurement of required logistics and supplies.

⁴ The routine works include coordinating with all the divisions, units, centers of Ministry of Health and Population (MoHP) and Department of Health Services (DoHS), and the health partners for effective conduction of Health Cluster Coordination meeting. Furthermore, the works included the documentation and distribution of meeting minutes, health partner's support updates in the 3Ws (Who, What, Where) and thematic mapping, updates of WHO's support in the UNRCO 3W sheet, participate in multi-sectoral and emergency and disaster preparedness and response platforms and activities and the humanitarian country team

- UNICEF and WHO are providing overall support for COVID-19 vaccination in close coordination with health partners and donors.
- All members of the Health Cluster are supporting the COVID-19 vaccination campaign of Nepal.
- Health partners are continuing their technical, operational, and logistics support for COVID-19 responses to health-related offices and institutions throughout the country.
- COVID-19 consultation is being provided continuously by specialist teams through tele-medicine services.

WHO's STRATEGIC OBJECTIVES FOR COVID-19 RESPONSE- [link here](#)

RECOMMENDATION AND ADVICE FOR THE PUBLIC

- [Protect yourself](#)
- [Questions and answers](#)
- [Travel advice](#)
- [EPI-WIN](#): tailored information for individuals, organizations, and communities

USEFUL LINKS

- MoHP COVID-19 official portal is available [here](#).
- Nepal COVID-19 regular updates and resources are available [here](#)
- For COVID-19 updates from the WHO South-East Asia Region Office, please visit [here](#).
- For information about coronavirus disease (COVID-19) from WHO, please visit [here](#)
- Please visit this [site](#) for all technical guidance from WHO.
- Online courses on COVID-19 from WHO can be found [here](#)
- WHO Coronavirus (COVID-19) Dashboard can be found [here](#)
- Visit the WHO Nepal [Facebook page](#) and webpage on COVID-19 [here](#)

CONTACT DETAILS

WHO Representative

Dr. Rajesh Sambhajirao Pandav
WHO Representative to the Government of Nepal
Email: pandavr@who.int

WHO Incident Manager/ Health Cluster Co-lead

Dr. Allison Gocotano
Team Leader - WHO Health Emergencies Program (WHE)
WHO Country Office for Nepal
Email: gocotanoa@who.int

Communication/Media Focal Point

Ms. Tsering Dolkar Gurung
Media, Communication and Public Information Officer
WHO Country Office for Nepal
Email: gurungt@who.int

operational meetings. Moreover, necessary support for effective coordination of Health Emergency Operation Centre (HEOC) with different stakeholders is provided.