

Situation Update #177 - Coronavirus Disease 2019 (COVID-19)

WHO Country Office for Nepal

Reporting Date: 28 August - 03 September 2023 (Epi Week 35)

HIGHLIGHTS

(Data published in the MoHP Daily Bulletin as of 03 September 2023 and same data published in EDCD Report as of 04 September 2023)

This week, there were five RT-PCR confirmed cases reported (three from Kathmandu and one each from Khotang and Sunsari districts).

COVID-19 vaccination coverage status (as of 22 August 2023)

Vaccine	First dose	Second dose
Covi-AstraZeneca	5,591,463	4,846,710
Vero Cell	10,417,274	9,290,811
Janssen	3,551,075	
Pfizer	5,055,820	3,909,764
Moderna	3,234,086	2,844,670

SITUATION OVERVIEW

Data as of 03 September 2023

NEPAL

Cumulative confirmed cases

RT-PCR: 1,003,420

Antigen RDT: 154,068

Cumulative deaths: 12,031

Cumulative tests

RT-PCR: 6,053,711

Antigen RDT: 1,629,292

Data as of 27 August 2023

SOUTH-EAST ASIA REGION

Cumulative cases (%)

61,201,773 (8%)

Cumulative deaths (%)

806,661 (12%)

GLOBAL

Cumulative cases (%)

770,085,713 (100%)

Cumulative deaths (%)

6,956,173 (100%)

NEPAL EPIDEMIOLOGICAL SITUATION

- Since 9 May 2021, all 7 provinces in the country are experiencing community transmission.
- Since the start of the COVID-19 pandemic, a total of 78.2% (784,840/1,003,420) of RT-PCR confirmed cases were reported from three provinces, namely - Koshi, Bagmati and Lumbini Provinces. The Kathmandu Valley area (Kathmandu, Bhaktapur, Lalitpur) in Bagmati Province has substantially high case load with 44.2% of the national total (443,073/1,003,420), and 81.4% of the provincial total (443,073/544,315).
- Province-wise, RT-PCR test positivity rate in Epi week 35 ranged from 0.0% (Gandaki Province) to 10.5% (Koshi Province) with the national positivity rate at 0.6%. Madhesh, Lumbini, Karnali and Sudurpashchim Provinces did not report any RT-PCR test performed in the last week.
- Nepal reported 5 new RT-PCR confirmed cases in Epi week 35, 50% less compared to that in the previous week. Of these total cases reported last week, 60% cases have been reported from Bagmati Province.
- Nepal reported no death in Epi week 35, same as in the previous week.

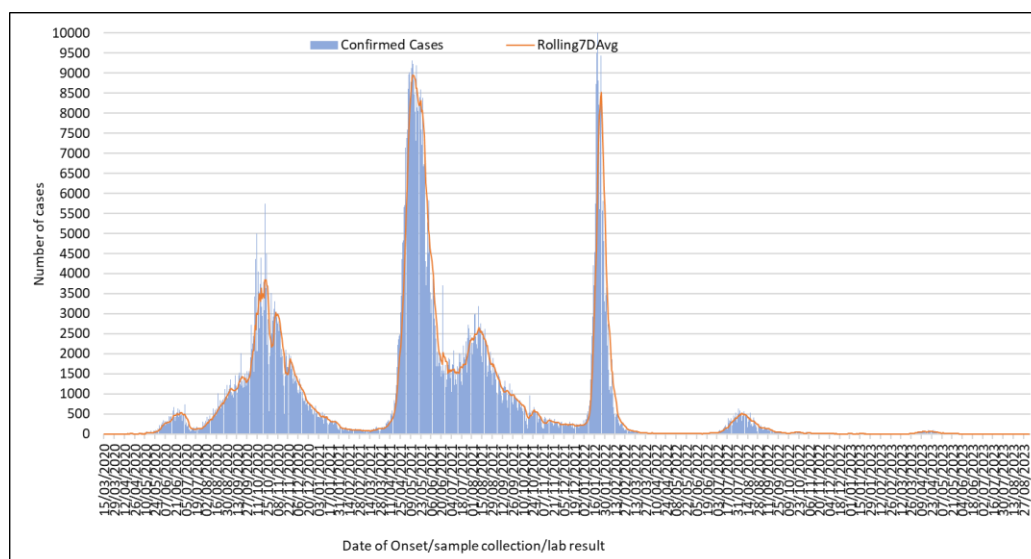
National Influenza Surveillance

- WHO provided technical and financial support to conduct a hands-on training on the digital platform "SORMAS" on 28-29 August 2023 in Kathmandu. The participants were trained to create case profile, contacts and add pathogen tests. Seven laboratory focal staff from each provincial public health laboratory, 15 laboratory focal staff from sentinel hospitals of influenza and SARS-CoV-2 surveillance network participated in the training.
- WHO provided technical and financial support in conducting the “Annual Review Meeting for Integrated Influenza and SARS-CoV-2 Sentinel Surveillance” on 30 August 2023 in Kathmandu. A total of 88 participants attended the meeting, including directors, medical superintendents, and physicians representing sentinel hospitals as well as officials from public health laboratories (PPHL), Department of Health Services, National Public Health Laboratory (NPHL), and WHO. The meeting served as a platform for comprehensive discussions surrounding the accomplishments and challenges encountered over the past year in the integrated surveillance program.
- The National Influenza Centre (NIC) - NPHL reported 34 diagnostic influenza samples on Epi week 35 (28 August - 03 September 2023).
 - One sample tested Influenza A/H3 positive
 - Two samples tested Influenza A (yet to be subtyped) positive
 - One sample tested Influenza B (lineage not determined) positive
- NIC-NPHL received 10 influenza samples from sentinel hospitals Epi week 35 (28 August - 03 September 2023)
 - Two samples tested Influenza A/H3 positive
- Provincial Public Health Laboratories (PPHLs) reported testing 27 samples for influenza-SARS-CoV-2 using a Multiplex kit on Epi week 35 (28 August - 03 September 2023)
 - One sample tested Influenza A positive (yet to be subtyped)
 - One sample tested Influenza A/H3 positive
- A total of 3217 samples were tested by PPHLs from 02 January to 03 September 2023.
- From 2 January until 3 September 2023:
 - A total of 630 samples have tested positive for influenza [(85 Influenza B (lineage not determined), 115 Influenza B Victoria, 4 Influenza A (yet to be subtyped), 371 Influenza A/H3, and 45 Influenza A (H1N1) pdm09)] from 5,878 samples (sentinel and non-sentinel SARI and ILI samples).
 - Similarly, 231 samples tested positive for SARS-CoV-2 from dual testing of influenza and SARS-CoV-2 in 5445 SARI and ILI samples received from sentinel and non-sentinel sites¹.

WHO SEAR countries: Number of COVID-19 confirmed cases and cumulative incidence rate (per 100,000). Link Here - <https://worldhealthorg.shinyapps.io/covid/>

¹ These positive cases are included in the COVID-19 database

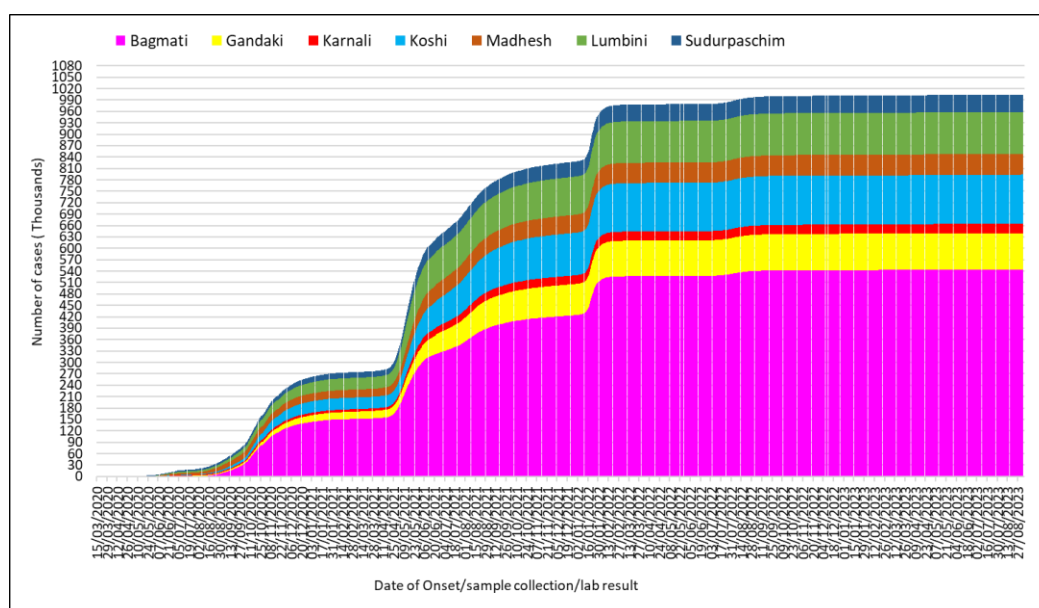
Figure 1: RT-PCR confirmed COVID-19 cases and average number of COVID-19 cases over the last seven days, by date of onset/sample/confirmation (N= 1003420) (Data reported on 03 September 2023 up to 19:00:00)



Note: The first case developed symptoms on 3 Jan 2020 in China and was confirmed on 23 Jan 2020 (not shown here). Reference dates used in order of preference as available – Date onset/Date of sample collection/Date of confirmation. Clinical information presented here is collected on the day of sample collection.

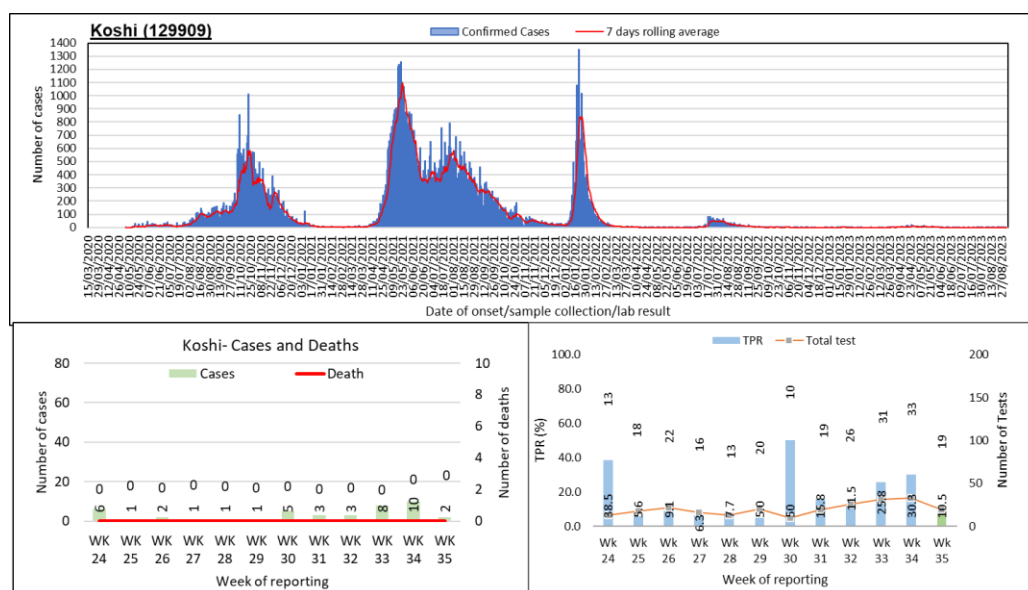
At the national level, the first wave of cases between July 2020 and February 2021 was followed by the second wave from the middle of March 2021. Since the middle of December 2021, a third wave of cases soared up exceeding the highest number of single day cases reported in the past surges towards the end of January 2022. Another wave of cases steadily soared up towards the middle of May 2022 following an overall declining trend since the middle of August 2022. Since the middle of March 2023, cases were soaring up, however there has been continuous decline in cases since the end of April 2023.

Figure 2: Cumulative case count of RT-PCR confirmed COVID-19 (N= 1003420) (Data reported on 03 September 2023 up to 19:00:00)



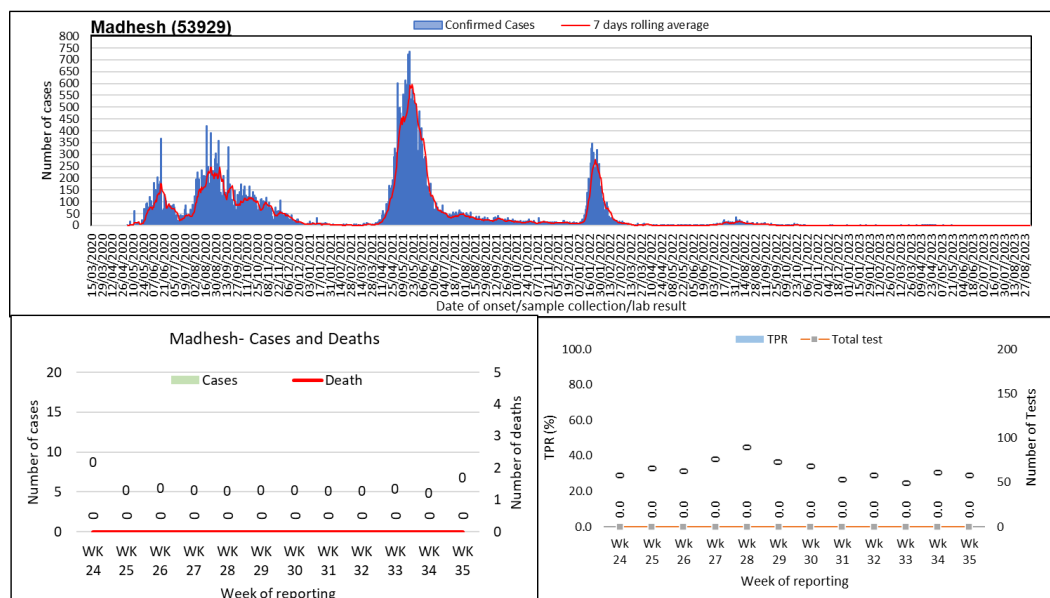
The cumulative case incidence has been increasing in Nepal since the first case was confirmed on 23 January 2020. Cases have been largely reported from Bagmati Province followed by Koshi and Lumbini Province.

Figure 3A1: RT- PCR confirmed COVID-19 cases in Koshi: Trend of Cases, 7 days Rolling Average, Weekly Cases and Deaths and Test Positivity Rate (Data reported on 03 September 2023)



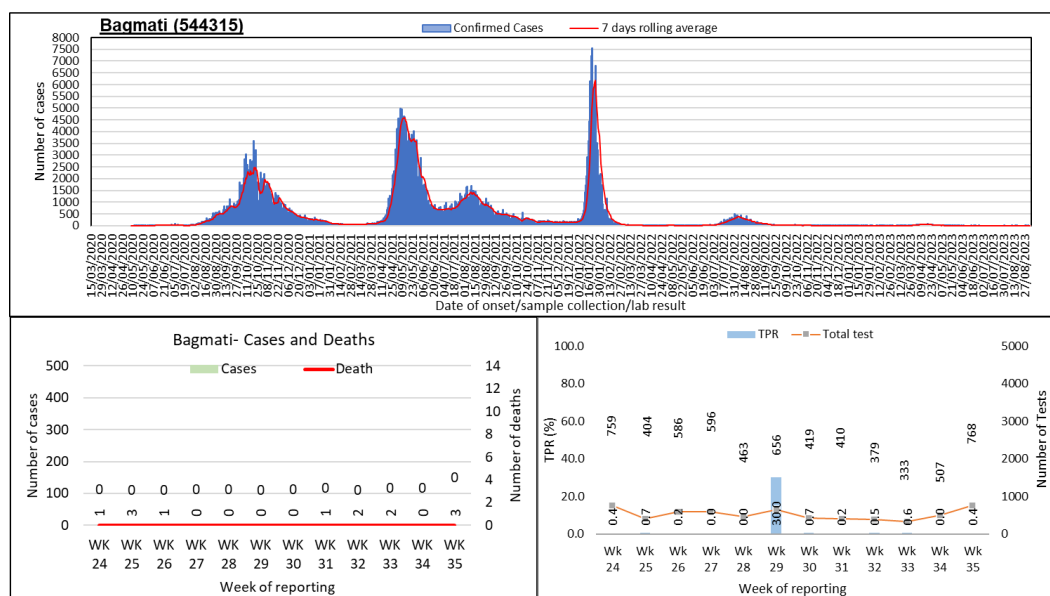
There were 2 new cases reported in the past week in Koshi Province, 80% less than that in the previous week. There was no death reported in the past week, same as in the previous week. The test positivity rate in the province decreased to 10.5% in the past week. A total of 19 tests were performed in the past week, 65% less than that in the previous week.

Figure 3A2: RT- PCR confirmed COVID-19 cases in Madhesh Province: Trend of Cases, 7 days Rolling Average, Weekly Cases and Deaths and Test Positivity Rate (Data reported on 03 September 2023)



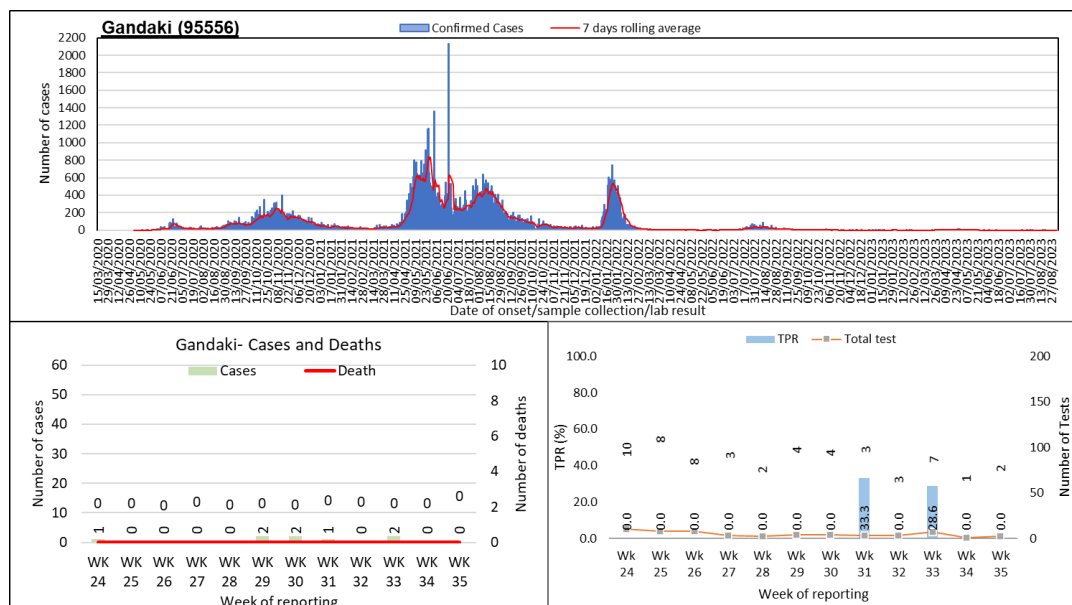
There was no new case reported in the past week in Madhesh Province, same as in the previous week. There was no death reported in the past week, same as in the previous week. There was no test performed reported in the past week.

Figure 3A3: RT- PCR confirmed COVID-19 cases in Bagmati Province: Trend of Cases, 7 days Rolling Average, Weekly Cases and Deaths and Test Positivity Rate (Data reported on 03 September 2023)



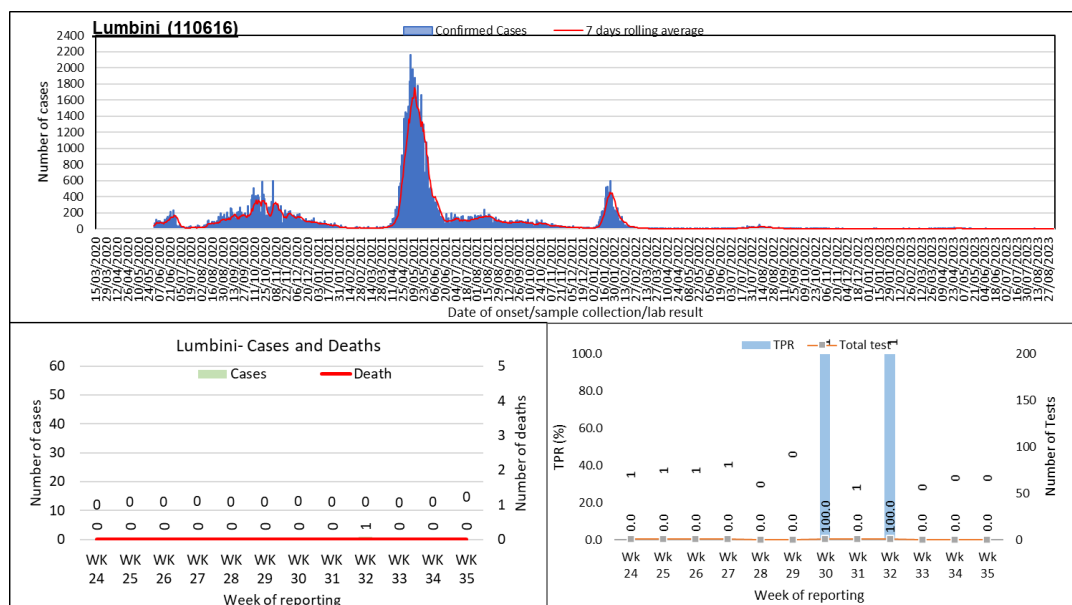
In Bagmati Province, 3 new cases were reported in the past week, compared to none in the previous week. There was no death reported in the past week, same as in the previous week. The test positivity rate in the province increased to 0.4% in the past week. A total of 768 tests were performed in the past week, 51% more than that in the previous week.

Figure 3A4: RT- PCR confirmed COVID-19 cases in Gandaki Province: Trend of Cases, 7 days Rolling Average, Weekly Cases and Deaths and Test Positivity Rate (Data reported on 03 September 2023)



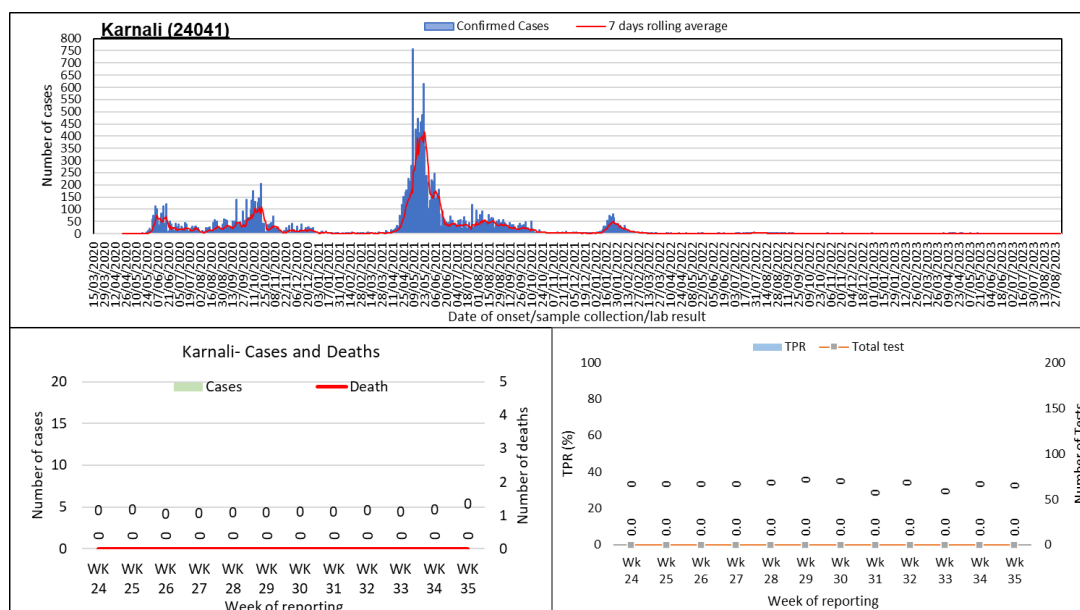
In Gandaki Province, no new case was reported in the past week, same as in the previous week. There was no death reported in the past week, same as in the previous week. The test positivity rate in the province retained at 0.0% in the past week. A total of 2 tests were performed in the past week, 100% more than that in the previous week.

Figure 3A5: RT- PCR confirmed COVID-19 cases in Lumbini Province: Trend of Cases, 7 days Rolling Average, Weekly Cases and Deaths and Test Positivity Rate (Data reported on 03 September 2023)



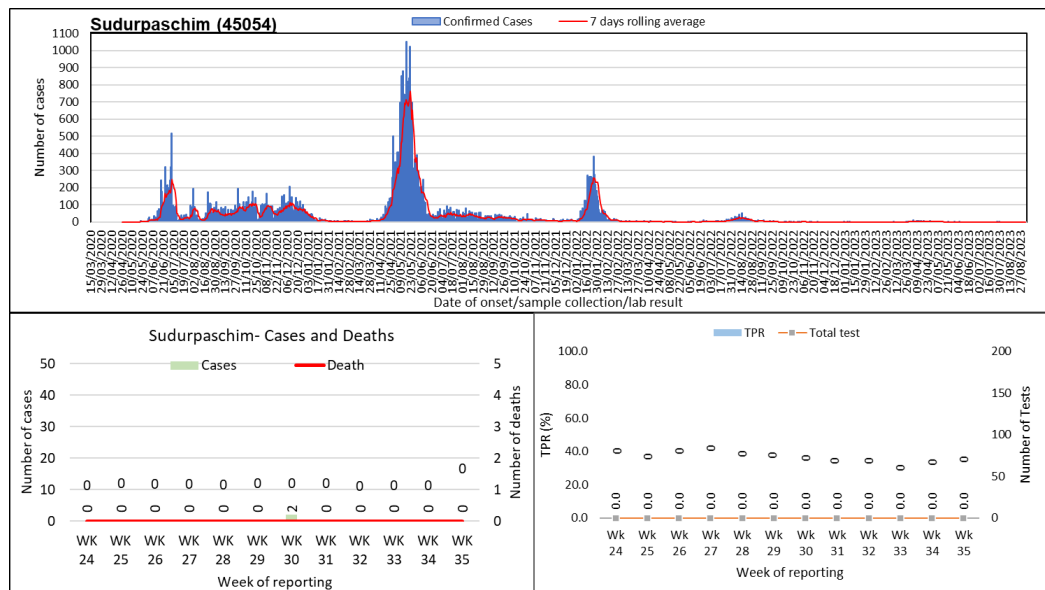
In Lumbini Province, no new case was reported in the past week, same as in the previous week. There was no death reported in the past week, same as in the previous week. There was no test performed reported in the past week.

Figure 3A6: RT- PCR confirmed COVID-19 cases in Karnali Province: Trend of Cases, 7 days Rolling Average, Weekly Cases and Deaths and Test Positivity Rate (Data reported on 03 September 2023)



In Karnali Province, no new case was reported in the past week, same as in the previous week. There was no death reported in the past week, same as in the previous week. There was no test performed reported in the past week.

Figure 3A7: RT- PCR confirmed COVID-19 cases in Sudurpashchim Province: Trend of Cases, 7 days Rolling Average, Weekly Cases and Deaths and Test Positivity Rate (Data reported on 03 September 2023)



In Sudurpaschim Province, no new case was reported in the past week, same as in the previous week. There was no death reported in the past week, same as in the previous week. There was no test performed reported in the past week.

Table 1: Summary of confirmed COVID-19 cases, deaths, and transmission by Provinces (Data reported on 03 September 2023 up to 19:00:00)

Reporting Province	Total confirmed cumulative cases RT-PCR test	Total Confirmed cumulative cases Antigen RDT test	Total *confirmed cumulative cases	% of total confirmed cumulative cases	Total cumulative deaths	Transmission classification	Total confirmed cases in last 14 days Antigen RDT test	Total confirmed cases in last 14 days RT-PCR test	Total confirmed cases in last 14 days	% of total confirmed cumulative cases in last 14 days	Total Deaths in last 14 days
Koshi	129909	30391	160300	14.1	1722	**CT	0	12	12	70.6	0
Madhesh	53929	1188	55117	4.9	783	CT	1	0	1	5.9	0
Bagmati	544315	33414	577729	50.9	5210	CT	0	3	3	17.6	0
Gandaki	95556	24889	120445	10.6	1430	CT	0	0	0	0.0	0
Lumbini	110616	28513	139129	12.3	1874	CT	1	0	1	5.9	0
Karnali	24041	6451	30492	2.7	492	CT	0	0	0	0.0	0
Sudurpashchim	45054	6547	51601	4.5	520	CT	0	0	0	0.0	0
National Total	1003420	131393*	1134813	100	12031	CT	2	15	17	100	0

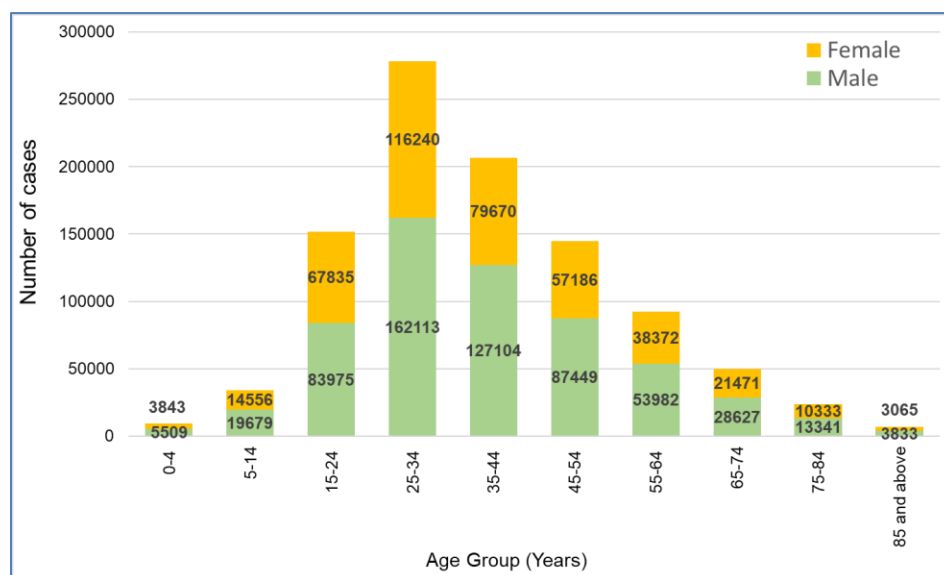
*Total reported in Health Emergency Operation Center (HEOC) Sitrep as of 03 September 2023 **154068**, IMU reported **131393**

** CT: Community Transmission

Notes:

1. The source for the case data used in this update is from RT- PCR test positivity reported by laboratories from various locations across Nepal, as shared by HEOC Sitrep; and IMU/IHIMS.
2. Case data is screened and cleaned by our data team for double entry, wrong entries, and manual errors such as city names in place of districts, district names in place of province etc.
3. Whereas the test positivity rate is calculated based on the test positivity reported in Sitrep for RT-PCR which may or may not be scrutinized or cleaned the same way and mark the cases on location of the laboratories rather than their place of residence.

Figure 4: Distribution of RT-PCR positive COVID-19 cases by age and sex (N= 998183) (Data reported on 03 September 2023 up to 19:00:00)



Core epidemiological variables under process for 5237 cases.

Overall, the sex-distribution remains skewed towards males. The incidence of cases is higher in the economically productive age group (15-54 years) for both males and females.

Table 2: Age Specific Case Fatality Ratio and Co-morbidity of Deaths in RT-PCR confirmed COVID-19 cases (N= 1003420) (Data reported on 03 September 2023 up to 19:00:00)

Age Group (Years)	Total confirmed cases	Death (male)	Death (female)	Deaths with any known comorbid condition	Age specific case fatality ratio (%)
0-4	9352	16	23	13	0.42
5-14	34235	13	7	10	0.06
15-24	151810	92	97	71	0.12
25-34	278353	388	265	152	0.23
35-44	206774	875	452	281	0.64
45-54	144635	1398	646	577	1.41
55-64	92354	1692	803	784	2.7
65-74	50098	1641	894	959	5.06
75-84	23674	1229	660	775	7.98
85+	6898	524	290	280	11.8
Unknown	5237	19	7	11	0.5
National	1003420	7887	4144	3913	1.20

$$\text{Case Fatality ratio (CFR, in\%)} = \frac{\text{Number of deaths from disease}}{\text{Number of confirmed cases of disease}} \times 100$$

COVID-19 positive lab result is temporally associated with death; causal association under investigation.

A total of 12,031 deaths have been reported. Out of the total deaths, 7,887 (65.6%) were male and 4,144 (34.4%) were female. Amongst the deaths, 3,913 persons (32.5%) had at least one known comorbidity. The age specific case fatality ratio (CFR) progressively increases with age, ranging from 0.06% to 11.8%.

PREPAREDNESS AND RESPONSE

What are the Government of Nepal (GoN) & the Ministry of Health & Population (MoHP) doing?

- From 3 November 2022 onwards, the Government of Nepal has started administering second dose of COVID-19 booster vaccination for people aged 55 years and above and the vulnerable population group (immune-deficiency/chronic patients, pregnant women, and health workers).

What is the WHO Country Office for Nepal doing?

Leadership

- WHO provided routine support, daily epidemiological situational analysis, and shared relevant regional and global updates to MoHP.
- With support from WHO Nepal, the Health Emergency Operation Center (HEOC) under the Ministry of Health and Population (MoHP) organized a one-day Cross Sectoral Stakeholders' Workshop in Karnali Province on 28 August 2023. The workshop aimed to enhance coordination and information sharing practices among various sectors, focusing on bolstering the health sector's response to disasters and public health emergencies.



*Group Discussion during Cross Sectoral Stakeholders' Workshop
Photo Courtesy: WHO Nepal/G.Devkota*

Laboratory Diagnosis

- A total of 76,83,003 (RT-PCR and Antigen) tests were performed nationwide by 110 designated COVID-19 labs functional across the nation (as of 03 September 2023).

Technical Expertise and Training

- Continued routine work from Technical Expertise and Training team².
- With support from WHO Nepal, the Nursing and Social Security Division conducted Provincial Dissemination of Infection Prevention and Control (IPC) Guidelines 2079 and IPC Manual 2080 on 29 August 2023 in Dhangadi, Sudurpashchim



*Dissemination of National IPC Guideline and Manual
Photo Courtesy: WHO Nepal/P.Sharma*

² The routine works of the technical expertise and training team included technical support to the Ministry of Health and Population and its department for developing different guidelines/manuals, conducting health programs, and conducting capacity building activities. To perform these activities, the team coordinates and discuss with relevant government authorities and partners for effective planning and conducting the various activities.

Province. The event saw active participation from 33 representatives of provincial health authorities. Participants discussed challenges associated with implementing guidelines, exchanged insights on enhancing IPC at the healthcare facility level, and committed to advancing IPC practices.

Operational Support and Logistics

- Continued routine work from the team of Operation Support and Logistics.³

Risk Communication and Community Engagement

- Information about the start of Pfizer vaccination campaign (including first, second, and booster doses), in Kathmandu district, for people above 12 years of age, from August 22-28, was shared via Facebook (link [here](#)), X (formerly known as Twitter; link [here](#)), and Instagram (link [here](#)).
- IEC materials on the following topics were shared via social media:
 - i. Harmful use of alcohol and COVID-19
- *Weekly COVID-19 EPI Dashboard* was uploaded on *ReliefWeb* (link [here](#)) and WHO, Country Office for Nepal, website (link [here](#)).
- The *Weekly WHO Nepal COVID-19 Situation Update* was uploaded on *ReliefWeb* (link [here](#)) and WHO, Country Office for Nepal, website (link [here](#)).
- The *Focused COVID-19 and Health Media Monitoring* was uploaded on *ReliefWeb* (link [here](#)).

What are the health clusters partners doing?

- Continued routine work from the team of Partner Coordination and Donor Relation⁴
- UNICEF and WHO are providing overall support for COVID-19 vaccination in close coordination with health partners and donors.
- All members of the Health Cluster are supporting the COVID-19 vaccination campaign of Nepal.
- Health partners are continuing their technical, operational, and logistics support for COVID-19 responses to health-related offices and institutions throughout the country.

³ The routine works of the operation support and logistics team included technical support to the Management Division of the Department of Health Services for the forecasting, quantification, procurement, and distribution plan of COVID-19 commodities. The other routine activities included daily operational support to the WHO country office and seven provincial health emergency operation centers, including fleet and travel management and the procurement of required logistics and supplies.

⁴ The routine works include coordinating with all the divisions, units, centers of Ministry of Health and Population (MoHP) and Department of Health Services (DoHS), and the health partners for effective conduction of Health Cluster Coordination meeting. Furthermore, the works included the documentation and distribution of meeting minutes, health partner's support updates in the 3Ws (Who, What, Where) and thematic mapping, updates of WHO's support in the UNRCO 3W sheet, participate in multi-sectoral and emergency and disaster preparedness and response platforms and activities and the humanitarian country team operational meetings. Moreover, necessary support for effective coordination of Health Emergency Operation Centre (HEOC) with different stakeholders is provided.

WHO's STRATEGIC OBJECTIVES FOR COVID-19 RESPONSE- [link here](#)

RECOMMENDATION AND ADVICE FOR THE PUBLIC

- [Protect yourself](#)
- [Questions and answers](#)
- [Travel advice](#)
- [EPI-WIN](#): tailored information for individuals, organizations, and communities

USEFUL LINKS

- MoHP COVID-19 official portal is available [here](#).
- Nepal COVID-19 regular updates and resources are available [here](#)
- For COVID-19 updates from the WHO South-East Asia Region Office, please visit [here](#).
- For information about coronavirus disease (COVID-19) from WHO, please visit [here](#)
- Please visit this [site](#) for all technical guidance from WHO.
- Online courses on COVID-19 from WHO can be found [here](#)
- WHO Coronavirus (COVID-19) Dashboard can be found [here](#)
- Visit the WHO Nepal [Facebook page](#) and webpage on COVID-19 [here](#)

CONTACT DETAILS

WHO Representative

Dr. Rajesh Sambhajirao Pandav
WHO Representative to the Government of Nepal
Email: pandavr@who.int

WHO Incident Manager/ Health Cluster Co-lead

Dr. Allison Gocotano
Team Leader - WHO Health Emergencies Program (WHE)
WHO Country Office for Nepal
Email: gocotanoa@who.int

Communication/Media Focal Point

Ms. Tsering Dolkar Gurung
Media, Communication and Public Information Officer
WHO Country Office for Nepal
Email: gurungt@who.int