



Epidemiological Highlights

Week 2 (8-14 January) 2023



World Health
Organization

EWARS Reporting Updates

Currently, a total of **163 health facilities** are registered in EWARS

- About 125 of the expected 163 weekly reports were received from registered health facilities on time in week 2 in 2023
- Timeliness of reporting for this week was 77% which is below the 80% Weekly threshold
- Weekly Completeness of reporting was 77%
- Seventy-one (71) alerts were triggered
- All alerts were reviewed and verified by the WHO EWARS team; this was the same as the previous week (71 alerts in week 1, 2023)

Highlights: Morbidities and Mortalities

- Acute Respiratory Infections (18.4%), Diarrheal Diseases (3.4%) & Injuries, and Wounds (2.3%) were the diseases and health conditions with the highest proportional morbidity in the second week of 2023.
- Monitoring of suspected SARI death under enhanced Community-based mortality surveillance has been continued since week 28, 2020. So far, one (1) case has been reported in 2023
- This Epi week, one (1) new SARI deaths was reported as highlighted below:

Year	Suspected SARI death reported (current week)	Reclassified as death due to probable COVID-19
2023	1 (1)	0
2022	136	8
2021	96	15
2020	49	2

Highlights: COVID-19

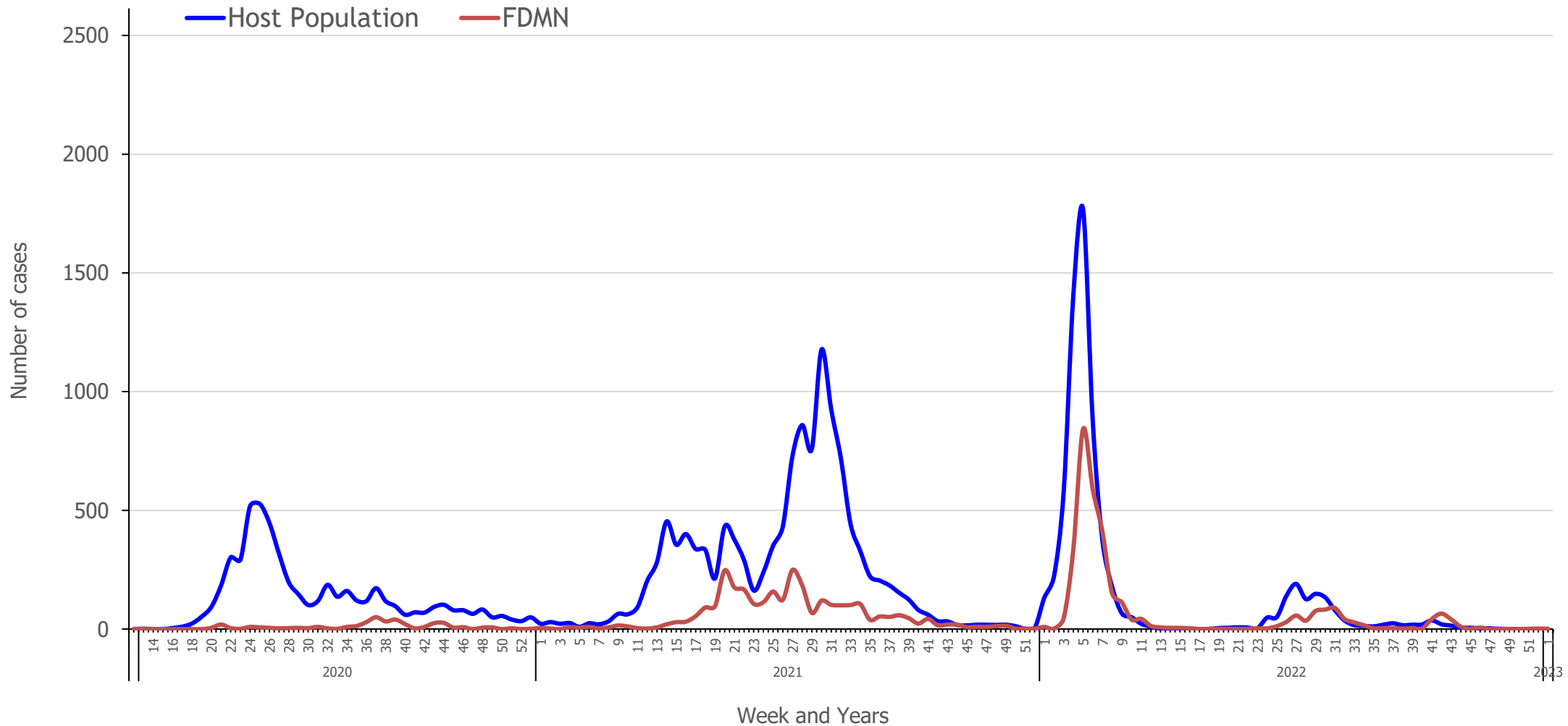
FDMN: Transmission almost under control

- One (1)** confirmed case was reported this week, the total cases so far reported are **6590**
- Weekly TPR is **0.5** and incidence/new infections are **1.1** cases/1m population/week
- No new death reported, and total deaths stabilized at **45** (CFR of 0.7)
- Level of recovery continues to peak at 99%

Host Population: Transmission under control

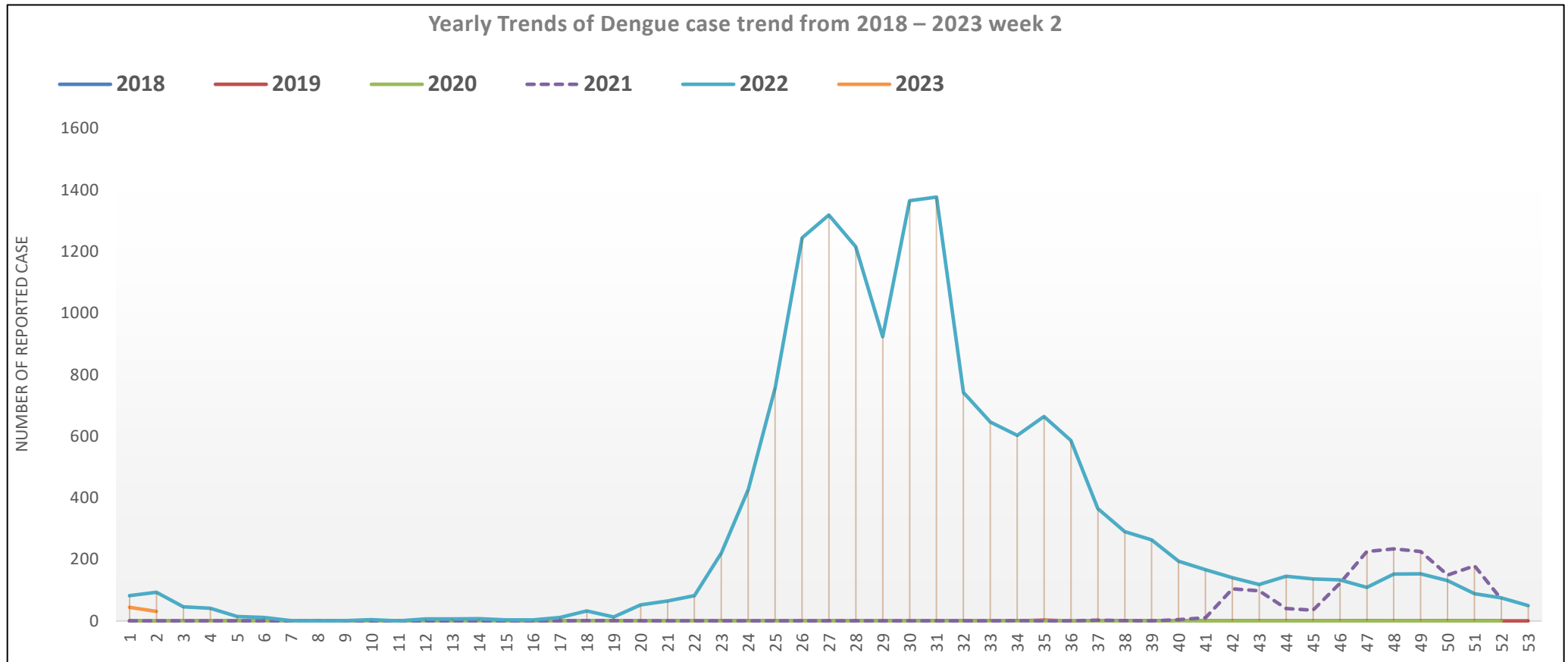
- No** new confirmed cases were reported this week similar to the last seven weeks, the total caseload remains at **24,643**
- Weekly TPR and case incidence stabilized at zero for the past seven weeks.
- Recovery level continues to peak at 99%, with No new weekly death, total deaths stand at **269** (CFR-1.1%)

Highlights: COVID-19



FDMNs: One (1) new confirmed case was reported this week, and weekly TPR and case incidences are 0.5, and 1.1case/1million/week respectively.
Host Population: No new cases were reported in the week , similar to the last seven weeks, weekly TPR and case incidence remained at zero.

Dengue Surveillance Updates



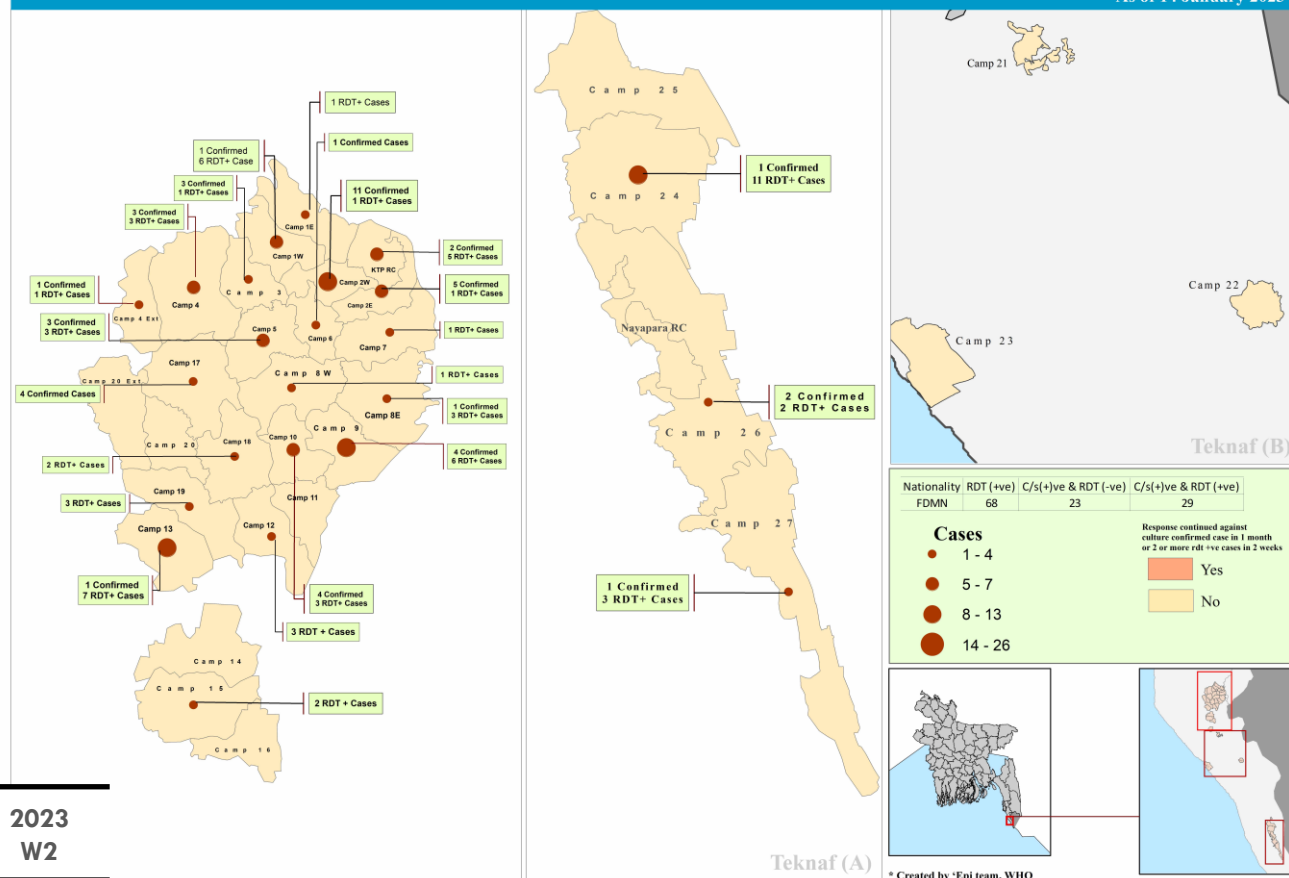
- ❑ Overall level of infection continues to decline since October 2022 and transmission significantly reduced as weekly cases continue to drop
- ❑ In 2023 total of 75 cases were reported and no fatalities occurred

Cholera/AWD Surveillance Updates

- In this week, there is one (1) new cultured confirmed Cholera case was reported from samples sent for testing.
- In 2023 total of four (4) RDT-positive AWD cases/ cholera suspected cases and two culture-confirmed cholera case were reported as of Epi Week 2 2023.
- Cumulatively there are 866 RDT and culture-confirmed cholera cases of which 404 cases were culture-confirmed since transmission in 2018.

Distribution of RDT positive and culture confirmed for Cholera cases in FDMN 2022

As of 14 January 2023



2018 2019 2020 2021 2022 2023 W2

RDT positive AWD cases & culture confirmed for Cholera cases

49 258 28 357 170 4

Culture confirmed for Cholera

7 184 5 136 70 2

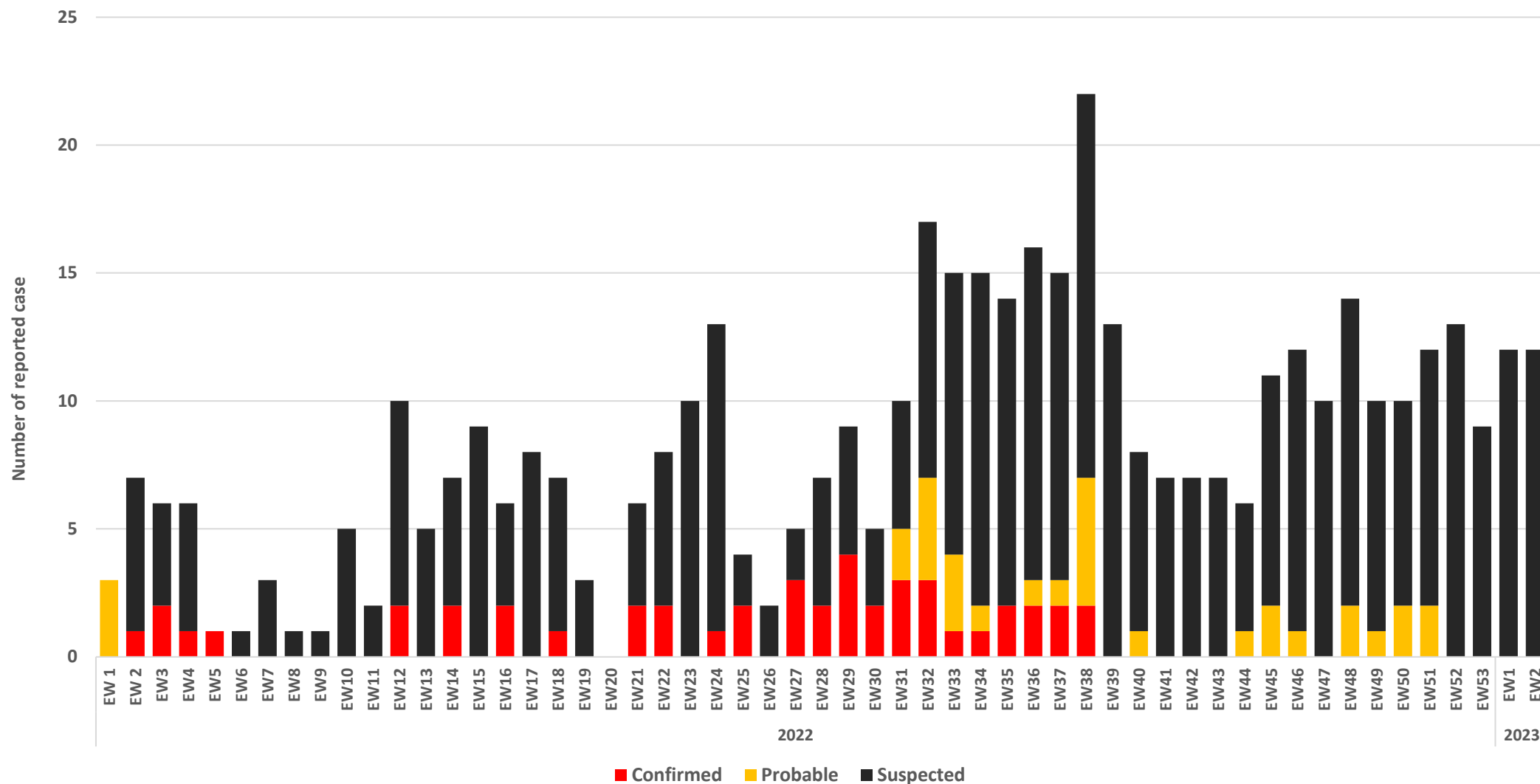
Diphtheria Surveillance Updates

- Twelve (12) suspected diphtheria cases were reported in go.data in this Epi week 2 in 2023
- There are 24 cumulative suspected cases so far reported in 2023
- The last confirmed case was reported on 14 September 2022 due to shortage of PCR Test kits
- In total 54 deaths have so far been reported since 2017, with the last death reported on 18 October 2022

Classification	2017	2018	2019	2020	2021	2022	2023
Confirmed	66	226	31	19	30	46	0
Probable	1154	1555	60	9	29	32	0
Suspected	1796	3549	523	198	118	355	24
Death	30	14	3	0	5	2	0

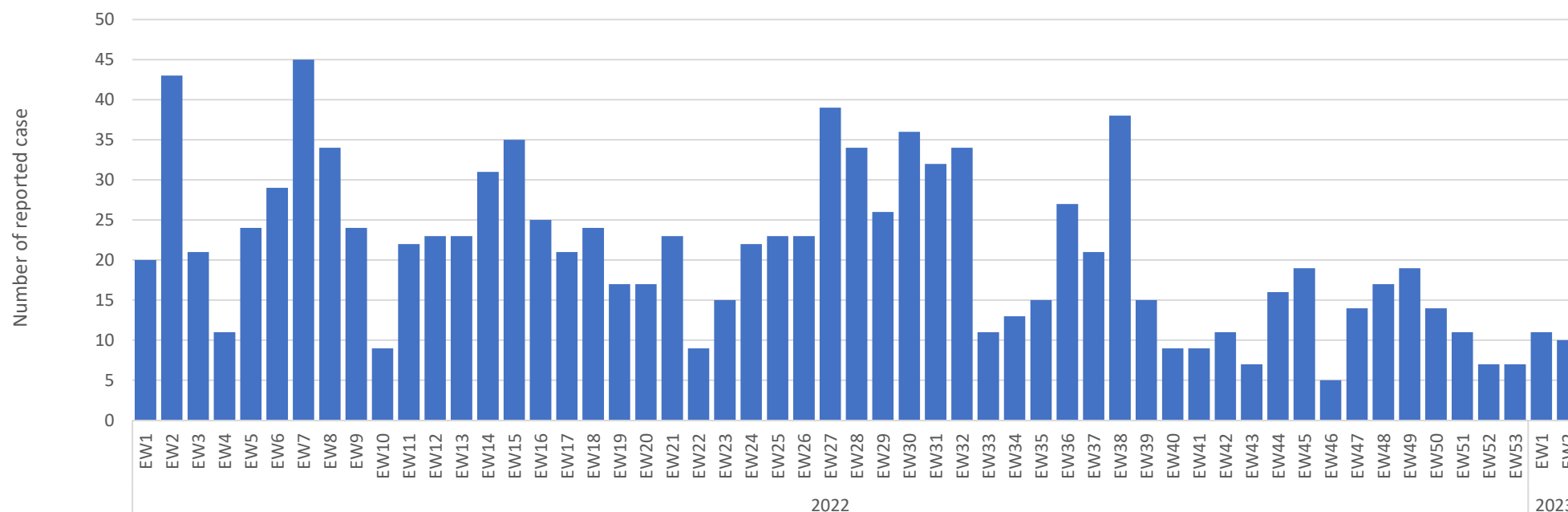
Trends of Diphtheria cases

Total number of diphtheria case reported in EWARS from 2022 -week 2, 2023



Epi Curve of Suspected Measles Cases

Total number of Measles case reported in EWARS from 2022- week 2, 2023



- > In week 2, 10 suspected measles cases were reported through weekly reporting. This brings the total number of suspected measles cases to 21 reported in 2023
- > About 67% (14/21) of the total suspected measles cases were reported through case-based reporting and samples collected for laboratory confirmation

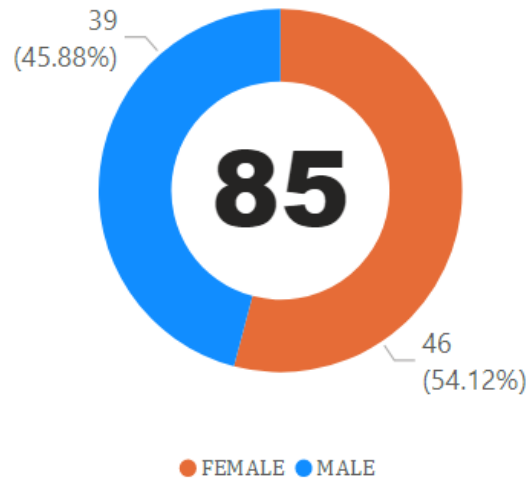
Community-based Mortality surveillance updates Epi week 2 2023

Probable causes of death	Epi week 2	In 2023
Still Birth	10 (12%)	15 (9%)
Neonatal Death (<28 days old)	6 (7%)	12 (8%)
Infectious Disease	1 (1%)	4 (3%)
Severe Acute Respiratory Infection (SARI)	1 (1%)	1 (1%)
Injury	--	2 (1%)
Maternal Death	2 (2%)	4 (3%)
Acute Malnutrition	1 (1%)	1 (1%)
Other	55 (75%)	119 (75%)
Total	85 (100%)	158 (100%)

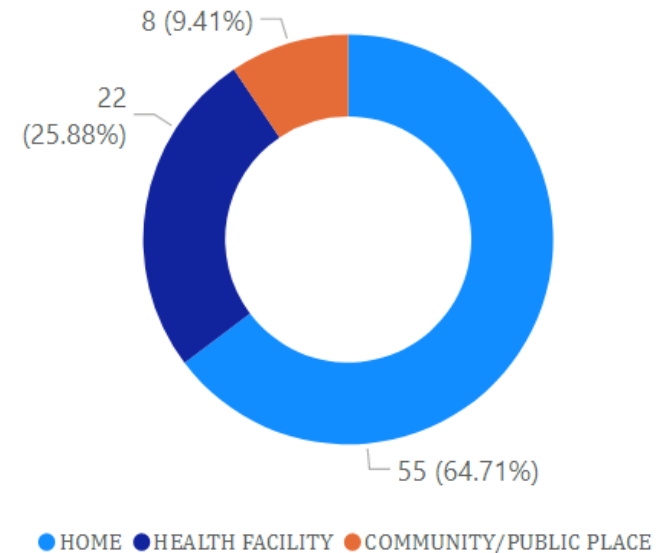
Partners to report all mortalities into the EWARS platform using both case and event-based reporting as applicable

Community-based Mortality surveillance updates Epi week 2 2023

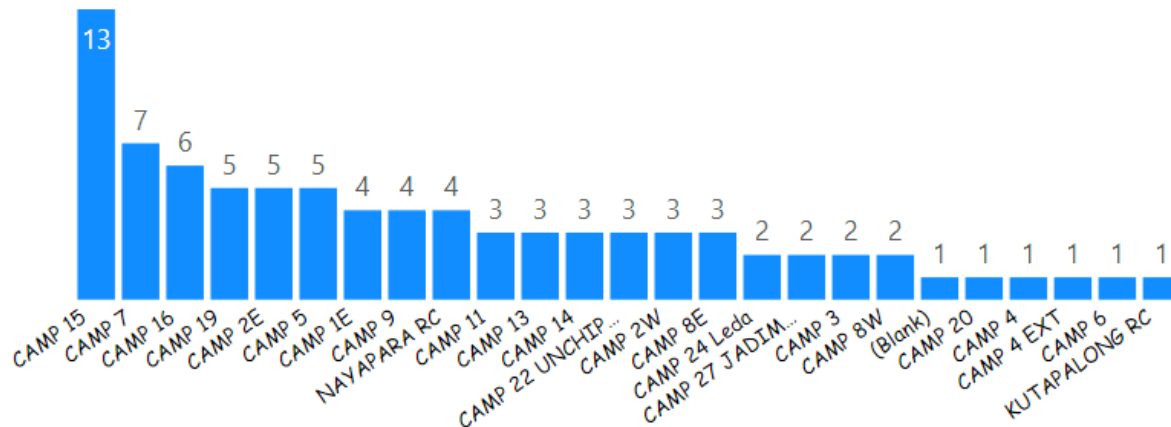
Gender distribution



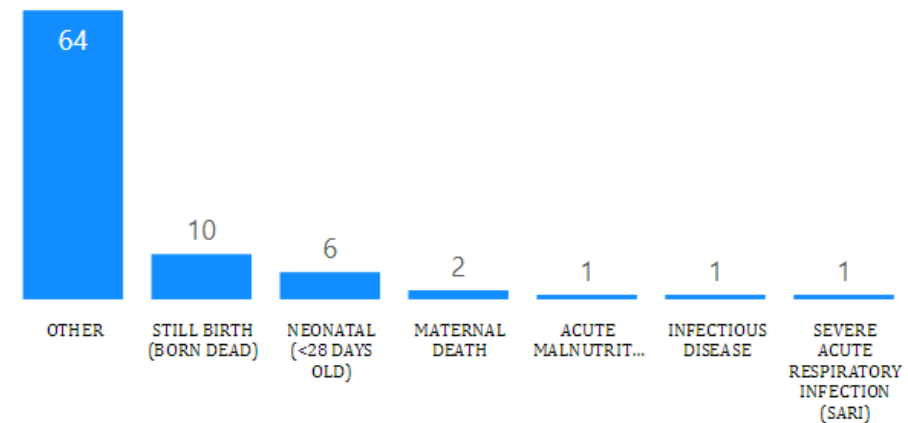
Place of death



Distribution of deceased Camp



Distribution of Probable cause of death



Bangladesh

Rohingya Emergency Response

Early Warning, Alert and
Response System (EWARS)

Epidemiological Bulletin W2 2023



Ministry of Health and Family
Welfare Bangladesh



World Health
Organization



HEALTH SECTOR
COX'S BAZAR



Printed: 08:48 Tuesday, 17 January 2023 UTC

Contents

Highlights

Slide 1	Table 1 Coverage
	Table 2 Early warning performance
	Table 3 Alert performance

Early Warning

Slide 2	Map 1a Ukhia completeness by site/zone
	Map 1b Teknaf completeness by site/zone
Slide 3	Table 4 Ukhia (Northern group) performance by site/zone
	Map 2 Ukhia (Northern group) completeness by site/zone
Slide 4	Table 5 Ukhia (Southern group) performance by site/zone
	Map 3 Ukhia (Southern group) completeness by site/zone
Slide 5	Table 6 Teknaf performance by site/zone
	Map 4 Teknaf completeness by site/zone
Slide 6	Table 7 Performance by partner

Alert

Slide 7	Table 8 Ukhia (Northern group) alerts by site/zone
	Map 5 Ukhia (Northern group) alerts site/zone
Slide 8	Table 9 Ukhia (Southern group) alerts by site/zone
	Map 6 Ukhia (Southern group) alerts site/zone
Slide 9	Table 10 Teknaf alerts by site/zone
	Map 7 Teknaf alerts site/zone
Slide 10	Table 11 Performance by type of alert
	Table 12 Risk Assessment

Sources of data

1. Weekly EWARS Reporting Form
2. Mortality Case Report Form
3. Event-based Surveillance Form

Table 1 | Coverage

#	%	
952,309	-	Estimated total Rohingya population ¹
923,358	97%	Total population under surveillance
175	-	Total number of health facilities
163	93%	Number of EWARS reporting sites

Table 2 | Early warning performance indicators

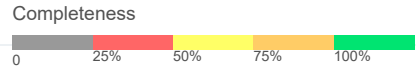
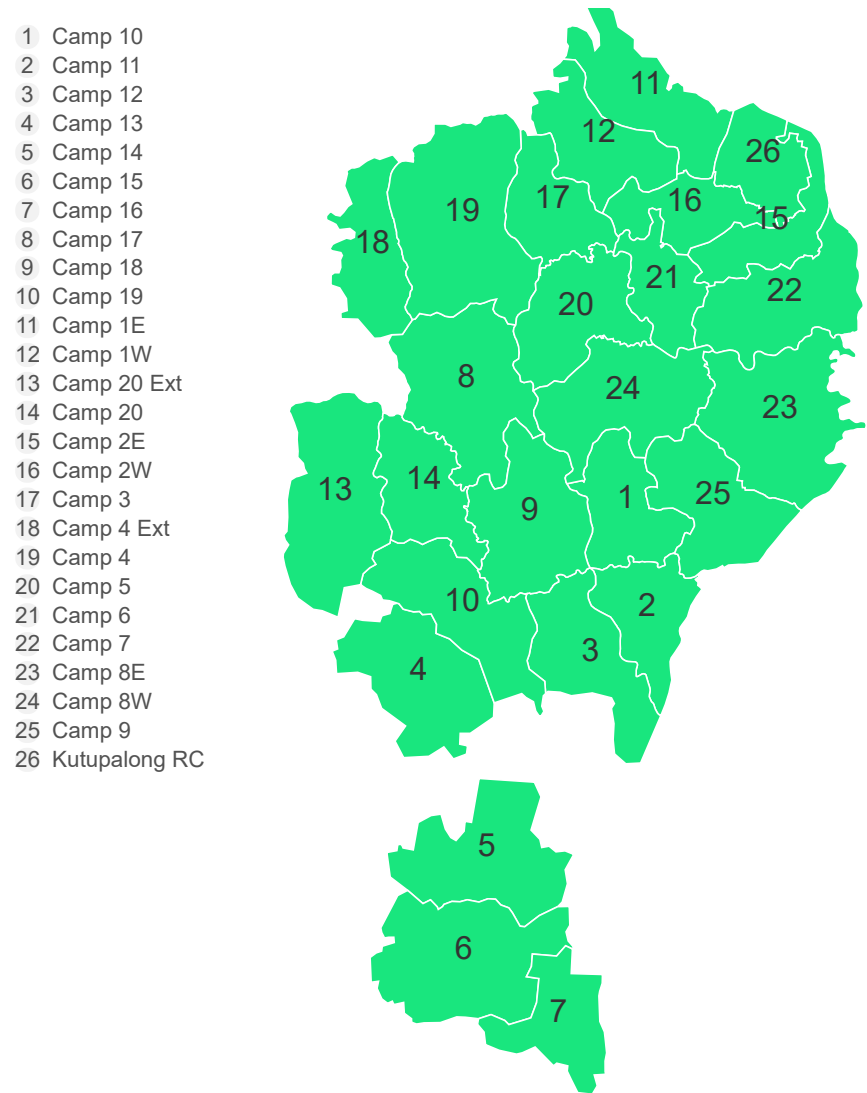
W2	Cumulative (2023)	
125	412	Number of weekly reports received
77%	83%	Completeness
77%	81%	Timeliness

Table 3 Alert performance indicators

W2	Cumulative (2023)	
71	174	Total alerts raised
100%	100%	% verified
0%	0%	% auto-discarded
0%	0%	% undergoing risk assessment
0%	0%	% completed risk assessment

¹ Source: UNHCR. Bangladesh: Joint Government of Bangladesh- UNHCR Population Factsheet. 31 December 2021.

Map 1a | Ukhia completeness by camp



Map 1b | Teknaf completeness by camp

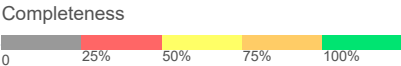
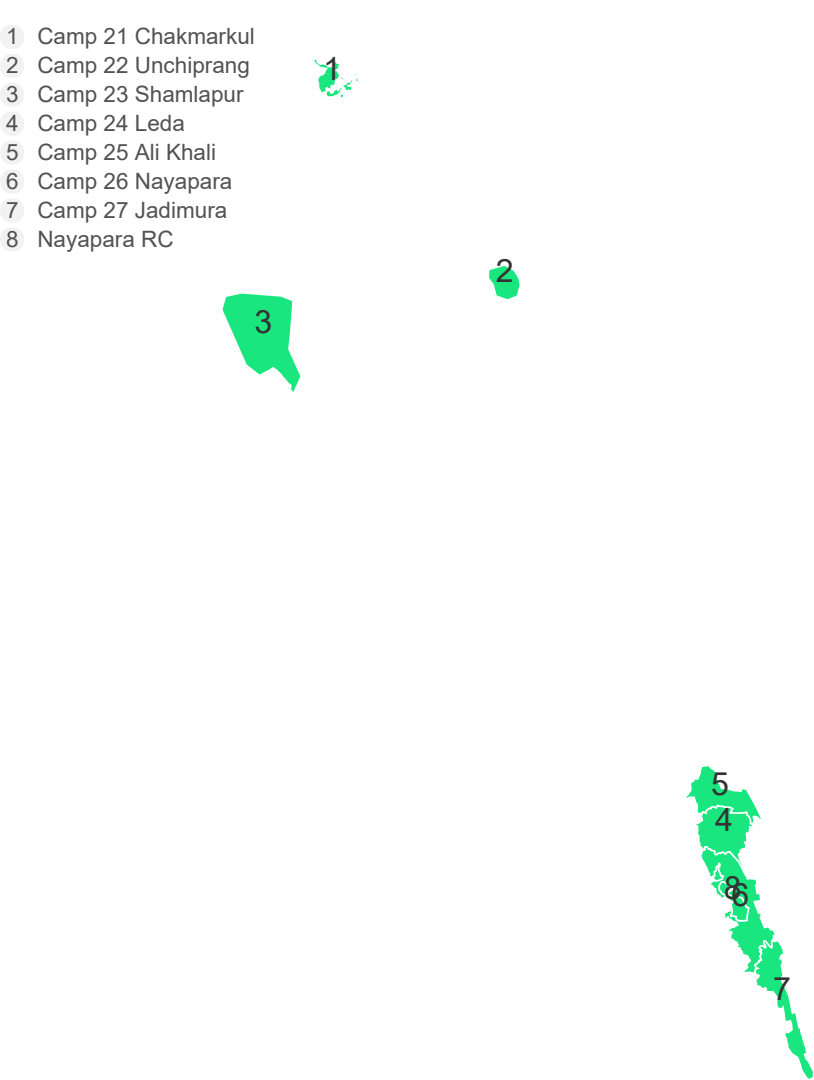


Table 4 | Performance by camp (W2 2023)

Northern group	Reporting		Performance	
	# health facilities	# reports received	Completeness	Timeliness
Ukhia Northern Group				
Camp 1E	4	4	100%	0%
Camp 1W	5	2	60%	0%
Camp 2E	3	3	100%	0%
Camp 2W	4	4	100%	0%
Camp 3	5	2	60%	0%
Camp 4	5	4	100%	0%
Camp 4 Ext	1	1	100%	0%
Camp 5	5	4	100%	0%
Camp 6	2	2	100%	0%
Camp 7	5	4	80%	0%
Camp 8E	9	9	100%	0%
Camp 8W	4	2	75%	0%
Kutupalong RC	2	2	100%	0%

Map 2 | Completeness by camp

- 1 Camp 1E
- 2 Camp 1W
- 3 Camp 2E
- 4 Camp 2W
- 5 Camp 3
- 6 Camp 4 Ext
- 7 Camp 4
- 8 Camp 5
- 9 Camp 6
- 10 Camp 7
- 11 Camp 8E
- 12 Camp 8W
- 13 Kutupalong RC

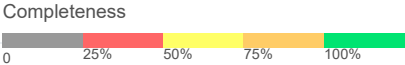
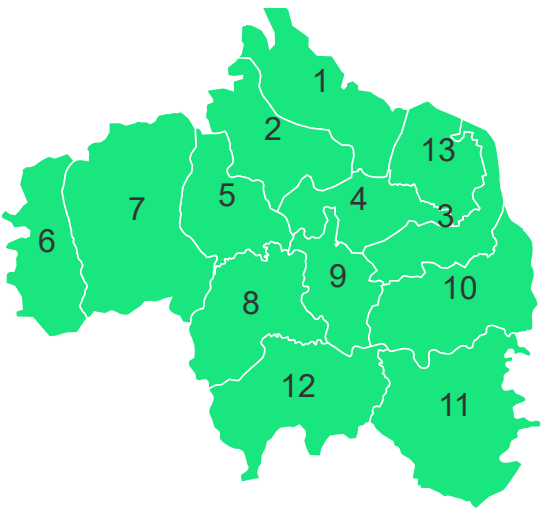


Table 5 | Performance by camp (W2 2023)

Southern group	Reporting		Performance	
	# health facilities	# reports received	Completeness	Timeliness
Ukhia Southern Group				
Camp 10	4	2	100%	0%
Camp 11	6	5	83%	83%
Camp 12	6	4	67%	0%
Camp 13	9	7	89%	0%
Camp 14	6	6	100%	0%
Camp 15	8	6	88%	0%
Camp 16	7	5	100%	0%
Camp 17	5	3	100%	0%
Camp 18	4	2	100%	0%
Camp 19	4	4	100%	0%
Camp 20	4	4	100%	0%
Camp 20 Ext	3	3	100%	0%
Camp 9	6	4	67%	0%

Map 3 | Completeness by camp

- 1 Camp 10
- 2 Camp 11
- 3 Camp 12
- 4 Camp 13
- 5 Camp 14
- 6 Camp 15
- 7 Camp 16
- 8 Camp 17
- 9 Camp 18
- 10 Camp 19
- 11 Camp 20 Ext
- 12 Camp 20
- 13 Camp 9

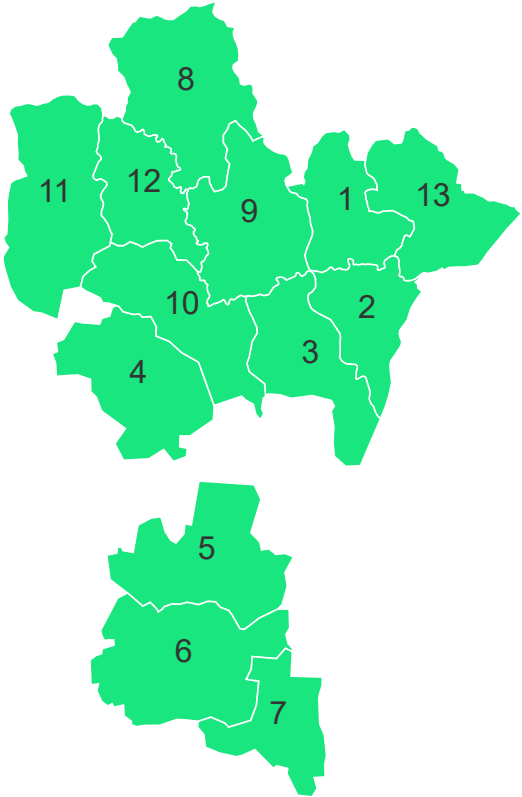


Table 6 | Performance by camp (W2 2023)

Teknaf	Reporting		Performance	
	# health facilities	# reports received	Completeness	Timeliness
Ukhia Teknaf				
Camp 21 Chakmarkul	4	3	75%	0%
Camp 22 Unchiprang	5	3	60%	0%
Camp 23 Shamlapur	3	2	67%	0%
Camp 24 Leda	2	1	50%	0%
Camp 25 Ali Khali	3	2	100%	0%
Camp 26 Nayapara	5	4	100%	0%
Camp 27 Jadimura	2	2	100%	0%
Nayapara RC	2	2	100%	0%

Map 4 | Completeness by camp

- 1 Camp 21 Chakmarkul
- 2 Camp 22 Unchiprang
- 3 Camp 23 Shamlapur
- 4 Camp 24 Leda
- 5 Camp 25 Ali Khali
- 6 Camp 26 Nayapara
- 7 Camp 27 Jadimura
- 8 Nayapara RC



Table 7 | Performance by partner (W2 2023)

Partner	Performance		Reporting		Partner	Performance		Reporting	
	# sites	# reports received	Completeness	Timeliness		# sites	# reports received	Completeness	Timeliness
AKF	1	1	100%	100%	IRC	4	3	50%	50%
AWARD	6	6	100%	100%	MSF	9	7	78%	78%
BASHMAH	1	1	100%	100%	MoH	12	10	67%	67%
BDRCS	10	10	100%	100%	MHI	1	2	200%	200%
BRAC	11	11	100%	100%	Medair	0	0		
CARE	4	4	100%	100%	FH/MTI	4	4	100%	100%
GH/CPI	1	1	100%	100%	PRANTIC	1	1	100%	100%
DBC	1	1	100%	100%	PULSE	1	1	100%	100%
DSK	1	0	0%	0%	QC	1	1	100%	100%
DCHT-PWJ	1	1	100%	100%	PHD	10	10	20%	20%
FRNDS	5	4	80%	80%	RPN	2	2	100%	100%
GK	11	9	82%	82%	RHU	3	3	100%	100%
Global One	1	1	100%	100%	RI	3	1	33%	33%
GUSS	1	1	100%	100%	RTMI	10	7	20%	20%
HAEFA	2	2	100%	100%	SALT	1	1	100%	100%
HAIB	0	0			SCI	7	6	86%	86%
HMBDF	2	2	100%	100%	DCHT-MM	1	1	100%	100%
HOPE	1	1	100%	100%	Turkish Government	1	0	0%	0%
ICRC	1	2	200%	200%	TdH	2	2	100%	100%
IOM	23	23	100%	100%					

Table 8 | Performance by camp

Northern group	W2		Cumulative (2023)	
	# alerts	% verif.	# alerts	% verif.
Alerts Northern group				
Camp 1E	3	100%	7	100%
Camp 1W	1	100%	2	100%
Camp 2E	6	100%	17	100%
Camp 2W	3	100%	7	100%
Camp 3	3	100%	7	100%
Camp 4	5	100%	8	100%
Camp 4 Ext	1	100%	1	100%
Camp 5	3	100%	5	100%
Camp 6	1	100%	4	100%
Camp 7	1	100%	4	100%
Camp 8E	3	100%	13	100%
Camp 8W	4	100%	10	100%
Kutupalong RC	1	100%	3	100%

Map 5 | Number of alerts by camp

- 1 Camp 1E
- 2 Camp 1W
- 3 Camp 2E
- 4 Camp 2W
- 5 Camp 3
- 6 Camp 4 Ext
- 7 Camp 4
- 8 Camp 5
- 9 Camp 6
- 10 Camp 7
- 11 Camp 8E
- 12 Camp 8W
- 13 Kutupalong RC

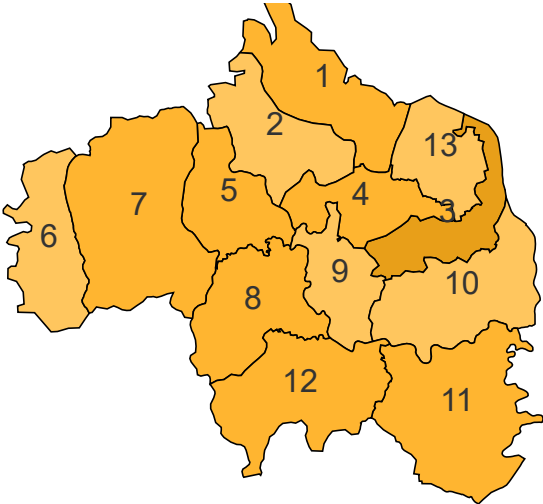


Table 9 | Performance by camp

Southern group	W2		Cumulative (2023)	
	# alerts	% verif.	# alerts	% verif.
Alerts Northern group				
Camp 10	1	100%	5	100%
Camp 11	1	100%	2	100%
Camp 12	0	0%	6	100%
Camp 13	3	100%	10	100%
Camp 14	3	100%	6	100%
Camp 15	5	100%	5	100%
Camp 16	5	100%	5	100%
Camp 17	0	0%	1	100%
Camp 18	3	100%	6	100%
Camp 19	2	100%	2	100%
Camp 20	1	100%	1	100%
Camp 20 Ext	0	0%	0	0%
Camp 9	2	100%	11	100%

Map 6 | Number of alerts by camp

- 1 Camp 10
- 2 Camp 11
- 3 Camp 12
- 4 Camp 13
- 5 Camp 14
- 6 Camp 15
- 7 Camp 16
- 8 Camp 17
- 9 Camp 18
- 10 Camp 19
- 11 Camp 20 Ext
- 12 Camp 20
- 13 Camp 9

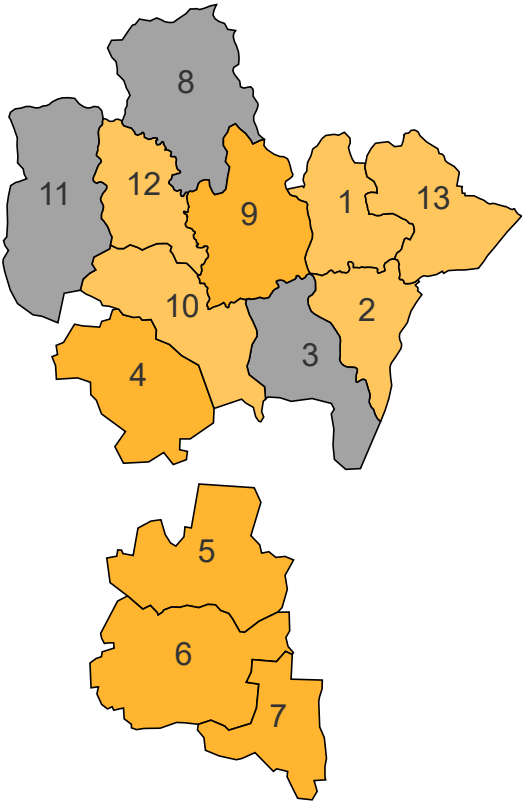


Table 10 | Performance by camp

Teknaf	W2		Cumulative (2023)	
	# alerts	% verif.	# alerts	% verif.
Alerts Northern group				
Camp 21 Chakmarkul	0	0%	0	0%
Camp 22 Unchiprang	3	100%	6	100%
Camp 23 Shamlapur	0	0%	1	100%
Camp 24 Leda	3	100%	11	100%
Camp 25 Ali Khali	0	0%	1	100%
Camp 26 Nayapara	1	100%	1	100%
Camp 27 Jadimura	0	0%	0	0%
Nayapara RC	3	100%	5	100%

Map 7 | Number of alerts by camp

- 1

Camp 21 Chakmarkul
- 2

Camp 22 Unchiprang
- 3

Camp 23 Shamlapur
- 4

Camp 24 Leda
- 5

Camp 25 Ali Khali
- 6

Camp 26 Nayapara
- 7

Camp 27 Jadimura
- 8

Nayapara RC

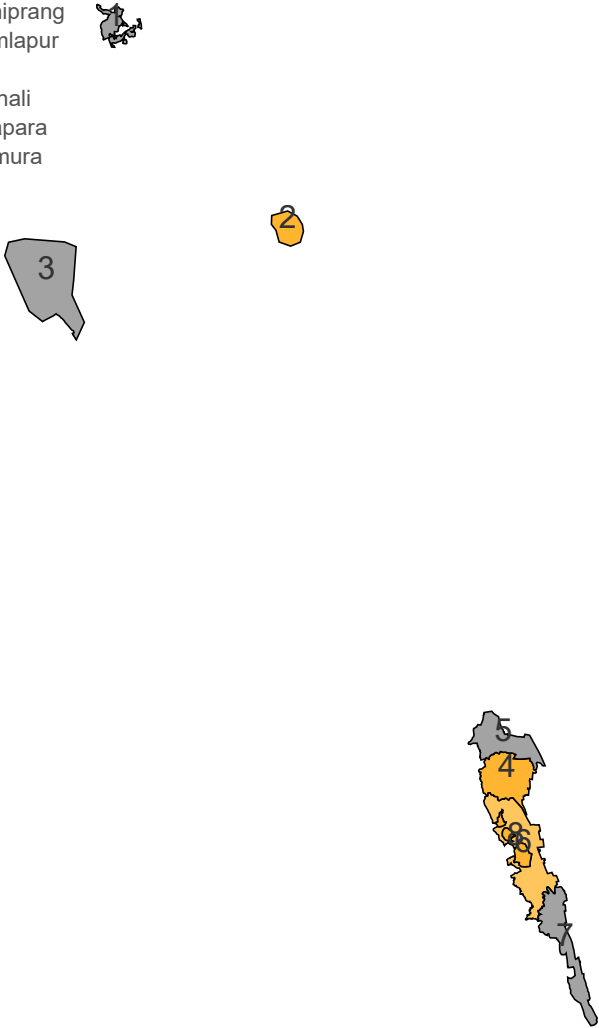


Table 11 | Performance by type of alert

Event	W2		Cumulative (2023)	
	# alerts	% verif.	# alerts	% verif.
Indicator-based surveillance				
Malaria	0	0%	0	0%
Measles	0	0%	1	100%
Bloody Diarr.	0	0%	0	0%
AFP	0	0%	1	100%
Meningitis	1	100%	1	100%
Haem. fever (susp.)	0	0%	0	0%
NNT	0	0%	0	0%
Unexp. fever	0	0%	1	100%
AWD	1	100%	2	100%
ARI	0	0%	0	0%
AJS	1	100%	3	100%
Varicella (Susp.)	0	0%	0	0%
Suspected COVID-19	0	0%	0	0%
Event-based surveillance				
EBS total	7	100%	17	100%

Table 12 | Risk assessment

W2	Cumulative (2023)	
0	0	Low risk
0	0	Moderate risk
0	0	High risk
0	0	Very high risk

For more help and support, please contact:

Dr. Imrul Kayes
Medical Officer - Civil Surgeon Office (MO-CS)
Ministry of Health and Family Welfare
Cox's Bazar, Bangladesh
Telephone: +88 01726296025
Email: mailkayesk65@gmail.com

Dr. David Odhiambo Otieno
Team Lead_Epidemiology
World Health Organization
Cox's Bazar, Bangladesh
Telephone: +88 017 01202994
Email: otienod@who.int

Notes

WHO and the Ministry of Health and Family Welfare gratefully acknowledge all partners who have reported the data used in this bulletin.

The data been collected with support from the EWARS project. This is an initiative to strengthen early warning, alert and response in emergencies. It includes an online, desktop and mobile application that can be rapidly configured and deployed in the field. It is designed with frontline users in mind, and built to work in difficult and remote operating environments. This bulletin has been automatically published from the EWARS application.

More information can be found at <http://ewars-project.org>

Sign up for an account with EWARS Bangladesh at <http://bd.ewars.ws>



Ministry of
Health and
Family
Welfare
Bangladesh



World Health
Organization



HEALTH SECTOR
COX'S BAZAR



Global
EWARS

Bangladesh

Rohingya Emergency Response

Early Warning, Alert and
Response System (EWARS)

Annex W2 2023



Ministry of Health and Family
Welfare Bangladesh



World Health
Organization



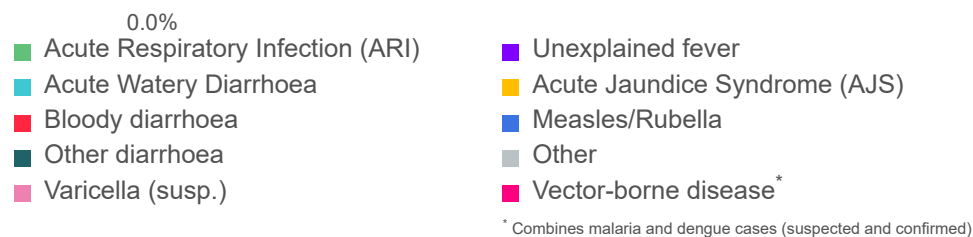
HEALTH SECTOR
COX'S BAZAR



Printed: 08:50 Tuesday, 17 January 2023 UTC

Proportional morbidity

Figure 1 | Proportional morbidity (W2 2023)



Disease	W2		2023	
	# cases	% morbidity	# cases	% morbidity
AWD	2,145	2.2%	4,475	2.2%
Bloody diarr.	229	0.2%	531	0.3%
Other diarr.	1,006	1.0%	2,270	1.1%
Susp. Varicella	211	0.2%	371	0.2%
ARI	17,878	18.4%	38,916	19.2%
Measles/Rub.	9	0.0%	20	0.0%
AFP	1	0.0%	1	0.0%
Susp. menin.	10	0.0%	12	0.0%
AJS	25	0.0%	34	0.0%
Susp. HF	0	0.0%	20	0.0%
Neo. tetanus	0	0.0%	0	0.0%
Adult tetanus	0	0.0%	0	0.0%
Malaria (conf.)	0	0.0%	4	0.0%
Malaria (susp.)	52	0.1%	85	0.0%
Dengue (conf.)	51	0.1%	130	0.1%
Dengue (susp.)	11	0.0%	25	0.0%
Unexpl. fever	536	0.6%	1,283	0.6%
Sev. Malnut.	34	0.0%	75	0.0%
Inj./Wounds	2,258	2.3%	4,585	2.3%
Other	72,797	74.8%	149,258	73.8%
Total	96,793	100%	202,231	100%

Trend in consultations and key diseases

Figure 2 | Trend in proportional morbidity for key diseases (W2)

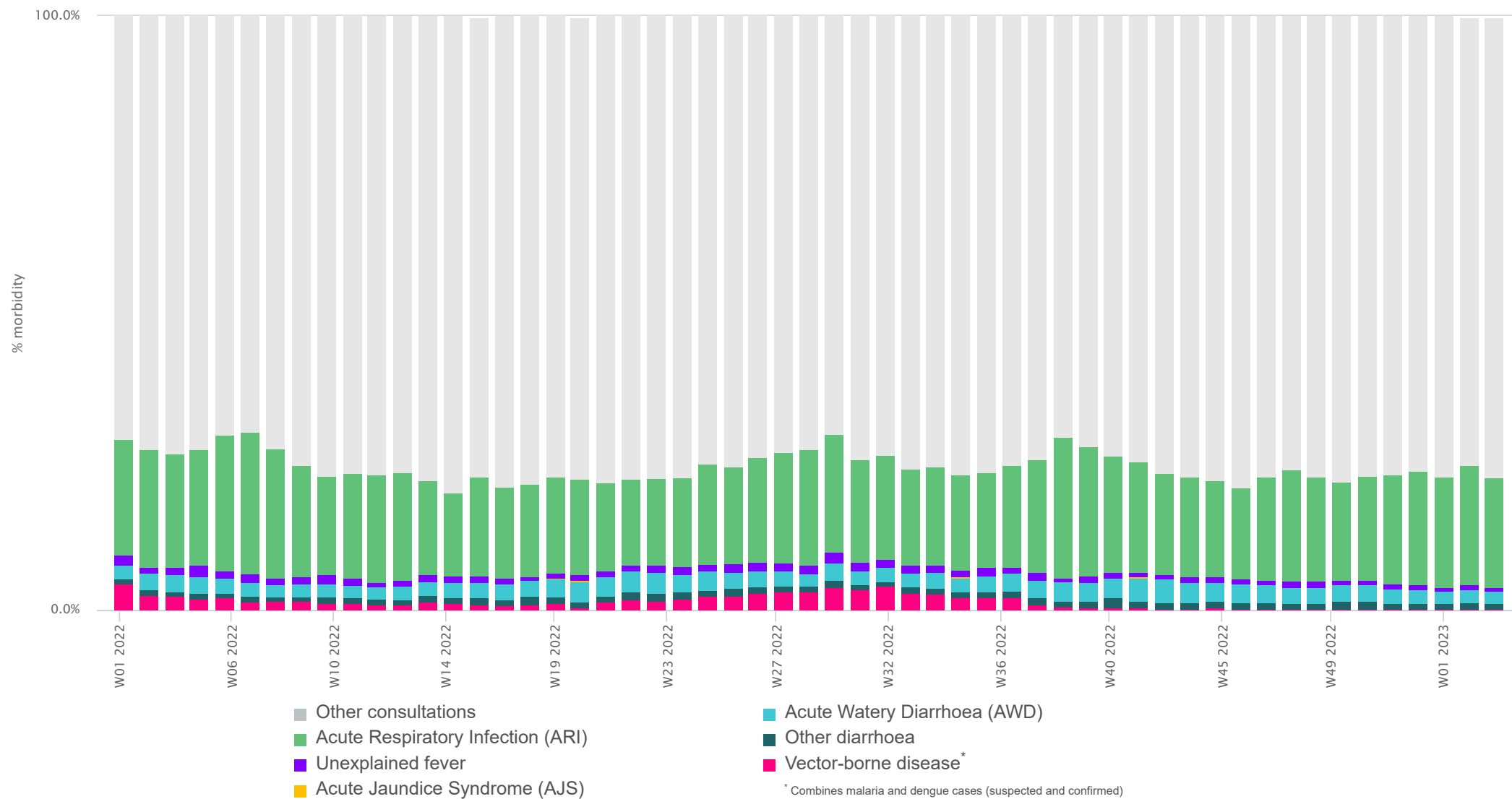
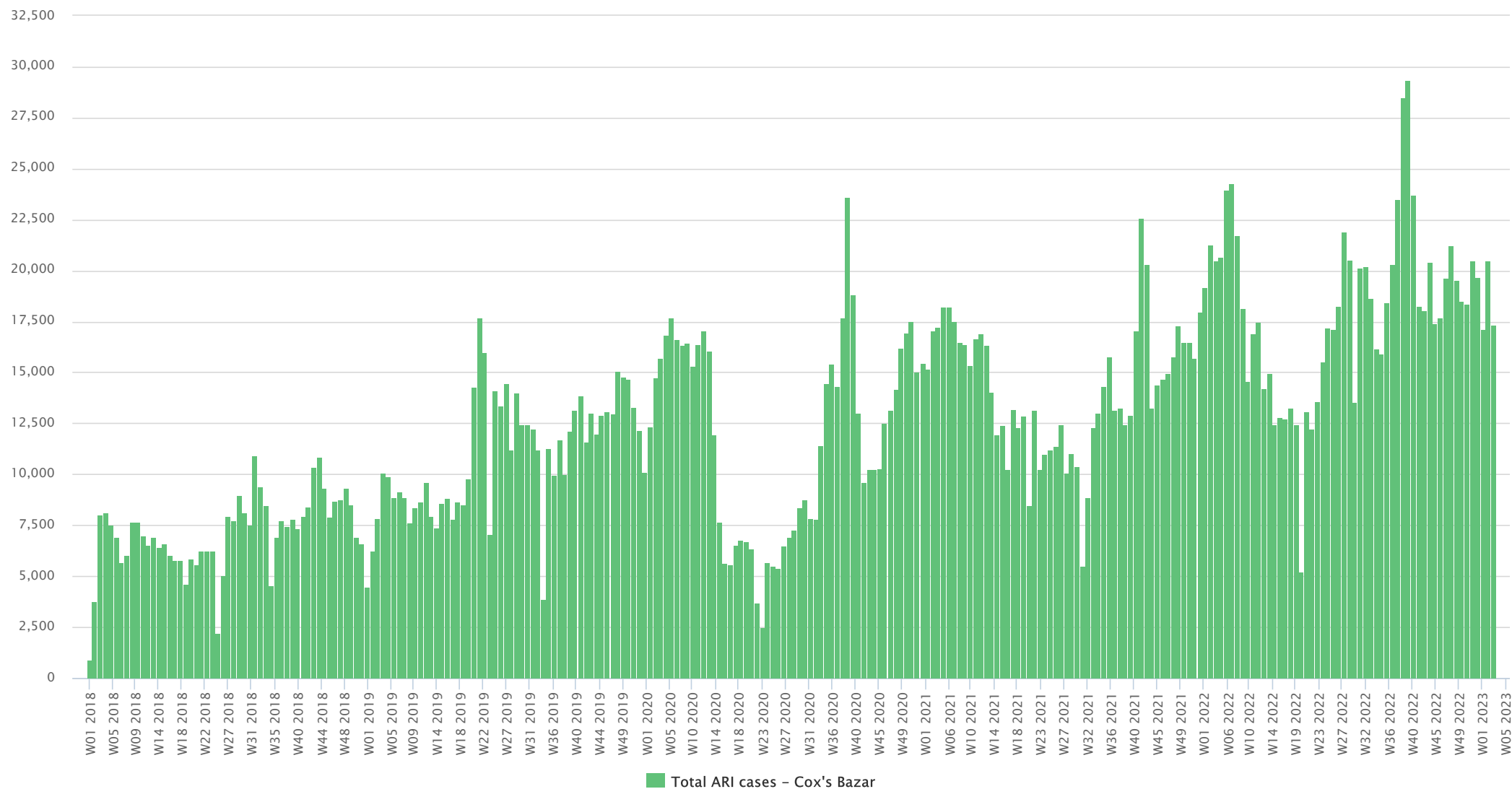
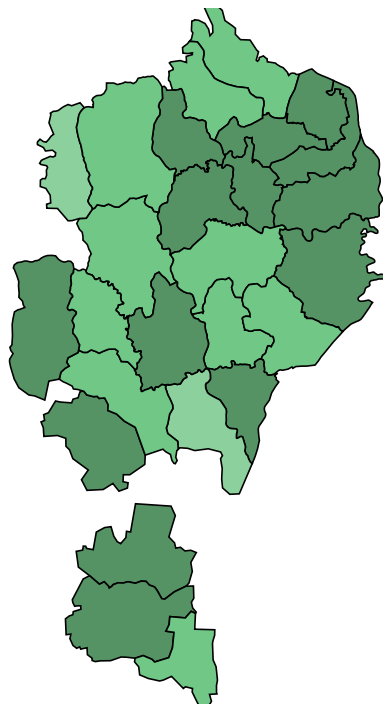


Figure 3 | Trend in number of cases over time (W38 2017 - W2 2023)

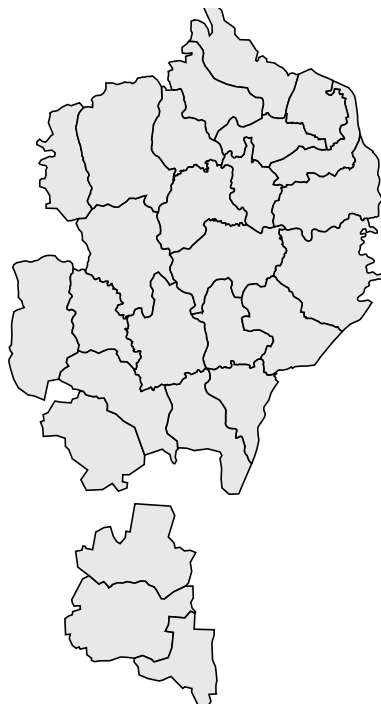


Map 1 | Map of cases by camp (W2 2023)

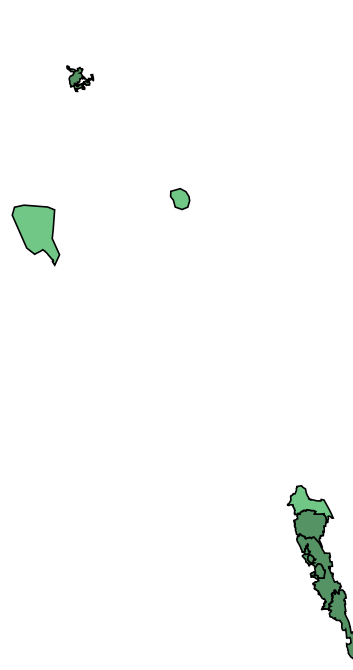
a. Ukhia | Number of cases



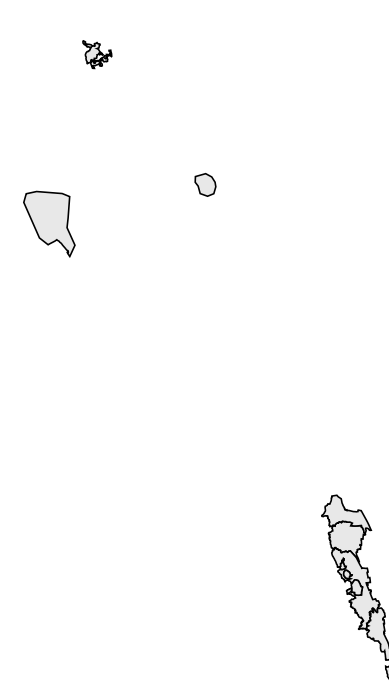
b. Ukhia | Number of alerts



c. Teknaf | Number of cases



d. Teknaf | Number of alerts



Map legend

Number of cases



Number of alerts



Alert threshold

Twice the average number of cases over the past 3 weeks. *Source: IEDCR*

Alert management (W2 2023)

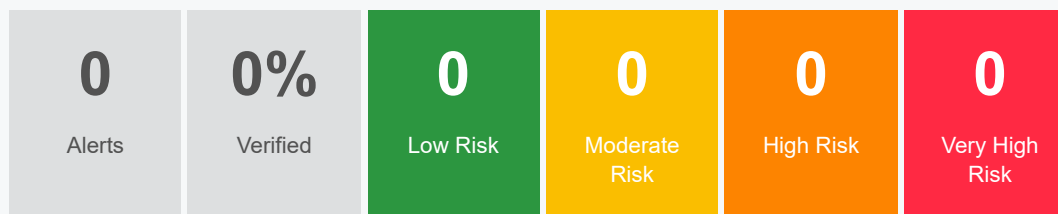
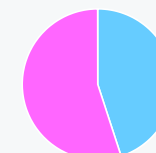
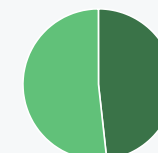


Figure | % sex



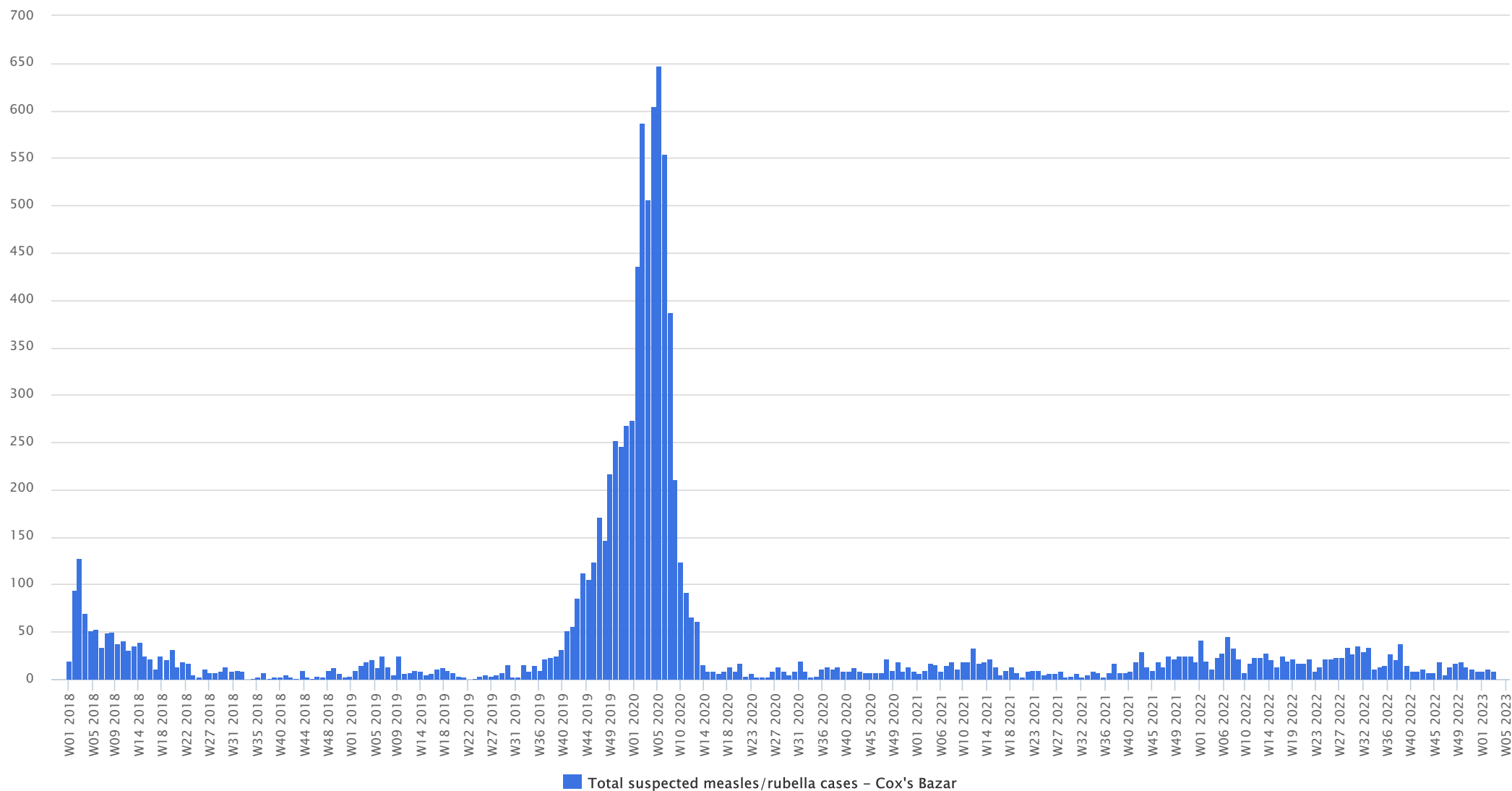
Male Female

Figure | % age



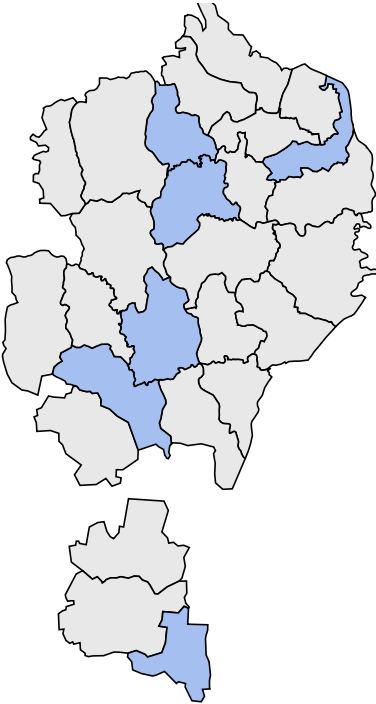
>=5 <5

Figure 4 | Trend in number of suspected cases over time (W38 2017 - W2 2023)



Map 2 | Map of cases by camp (W2 2023)

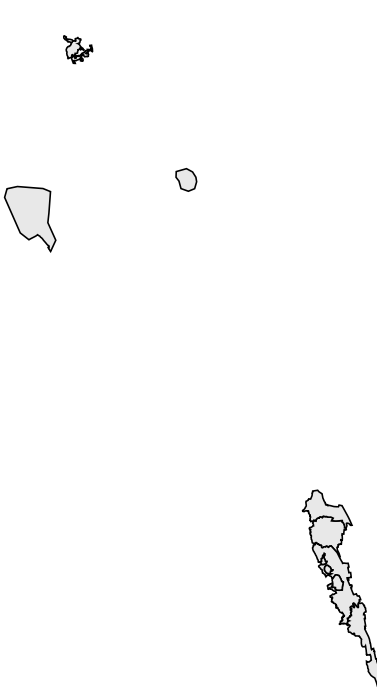
a. Ukhia | Number of cases



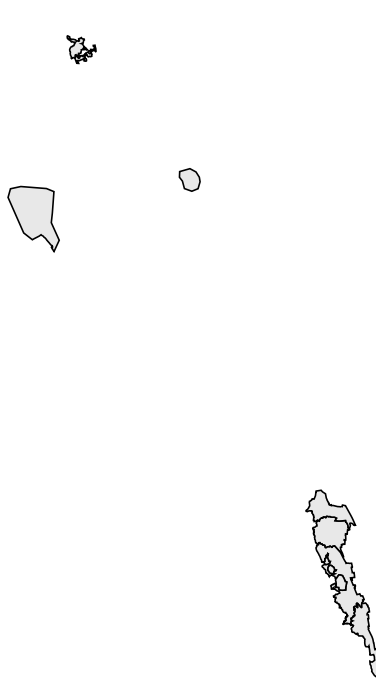
b. Ukhia | Number of alerts



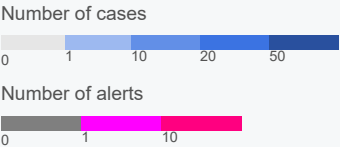
c. Teknaf | Number of cases



d. Teknaf | Number of alerts



Map legend



Alert threshold
1 case. Source: IEDCR

Alert management (W2 2023)

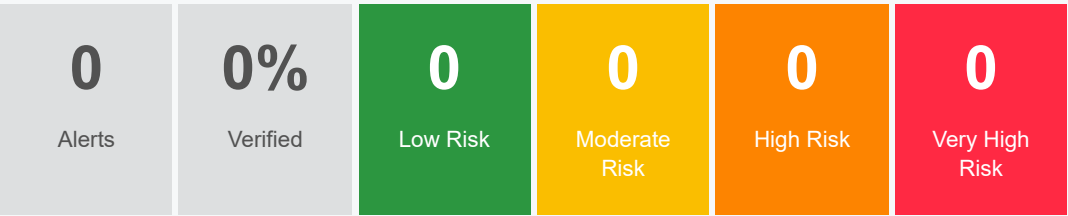


Figure | % sex

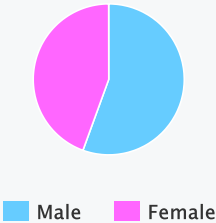


Figure | % age

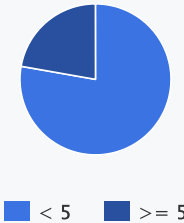
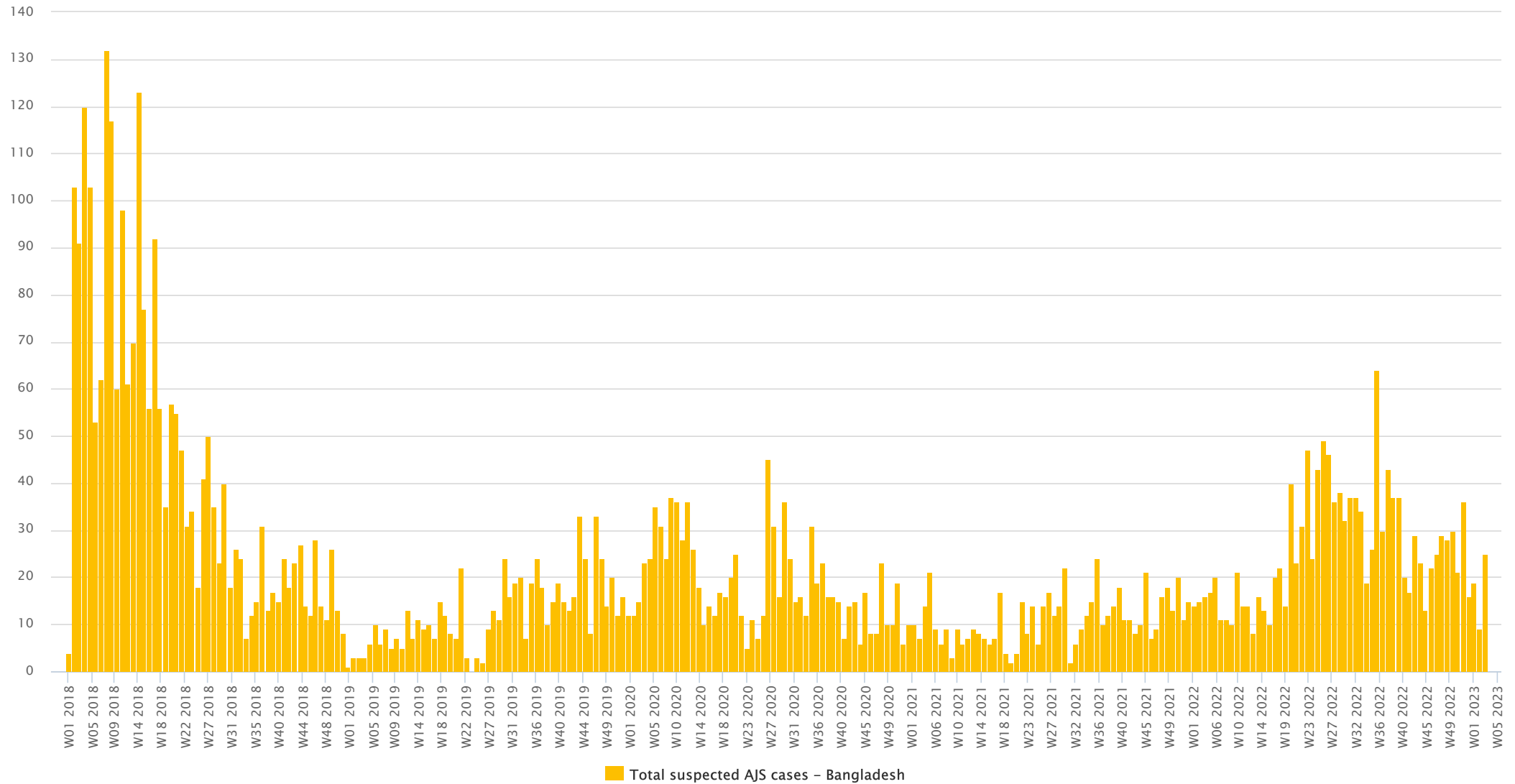
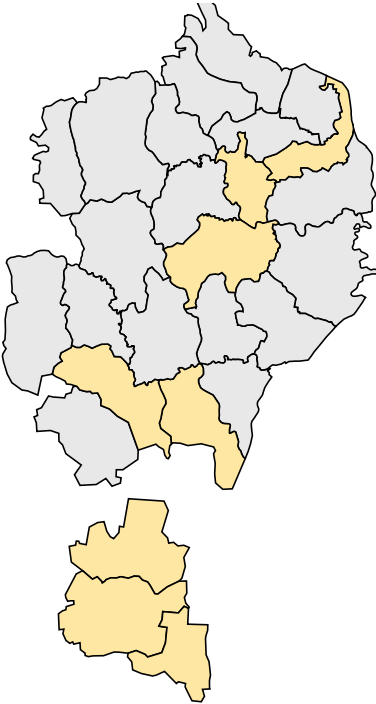


Figure 5 | Trend in number of cases over time (W38 2017 - W2 2023)



Map 3 | Map of cases by camp (W37 2017 - W2 2023)

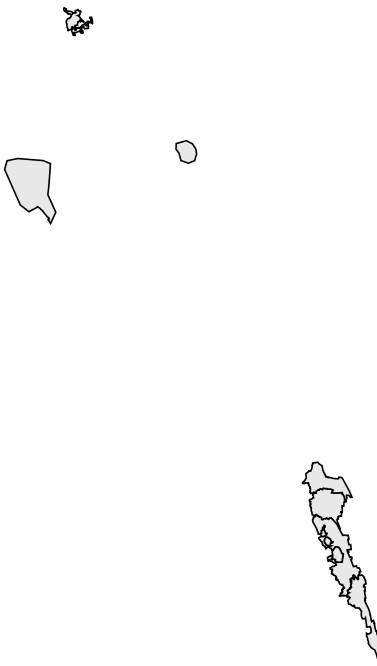
a. Ukhia | Number of cases



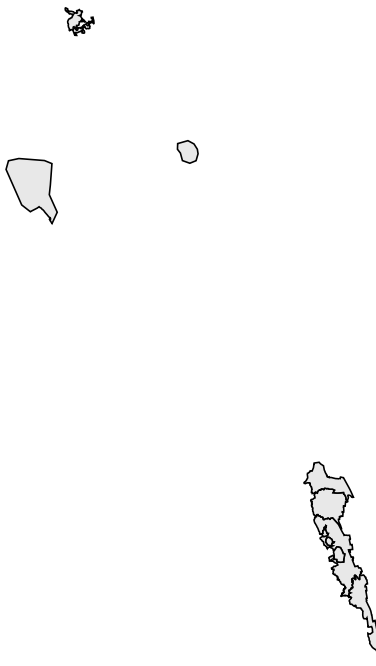
b. Ukhia | Number of alerts



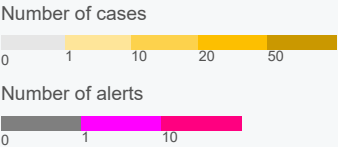
c. Teknaf | Number of cases



d. Teknaf | Number of alerts



Map legend



Alert threshold

A cluster of 3 or more cases seen in a health facility. *Source: IEDCR*

Alert management (W2 2023)

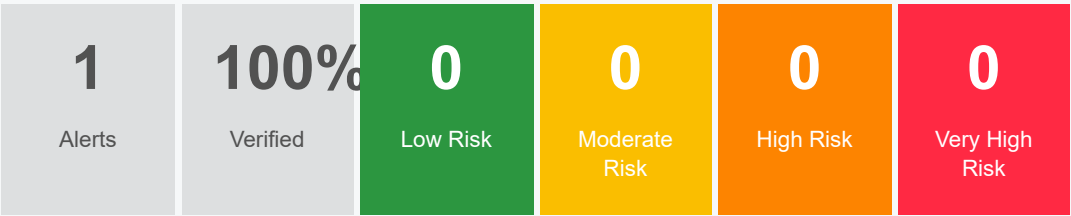


Figure | % sex

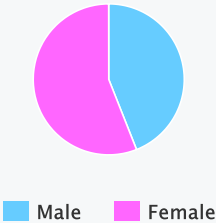


Figure | % age

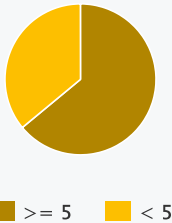


Figure 6 | Trend in number of cases over time (W38 2017 - W2 2023)

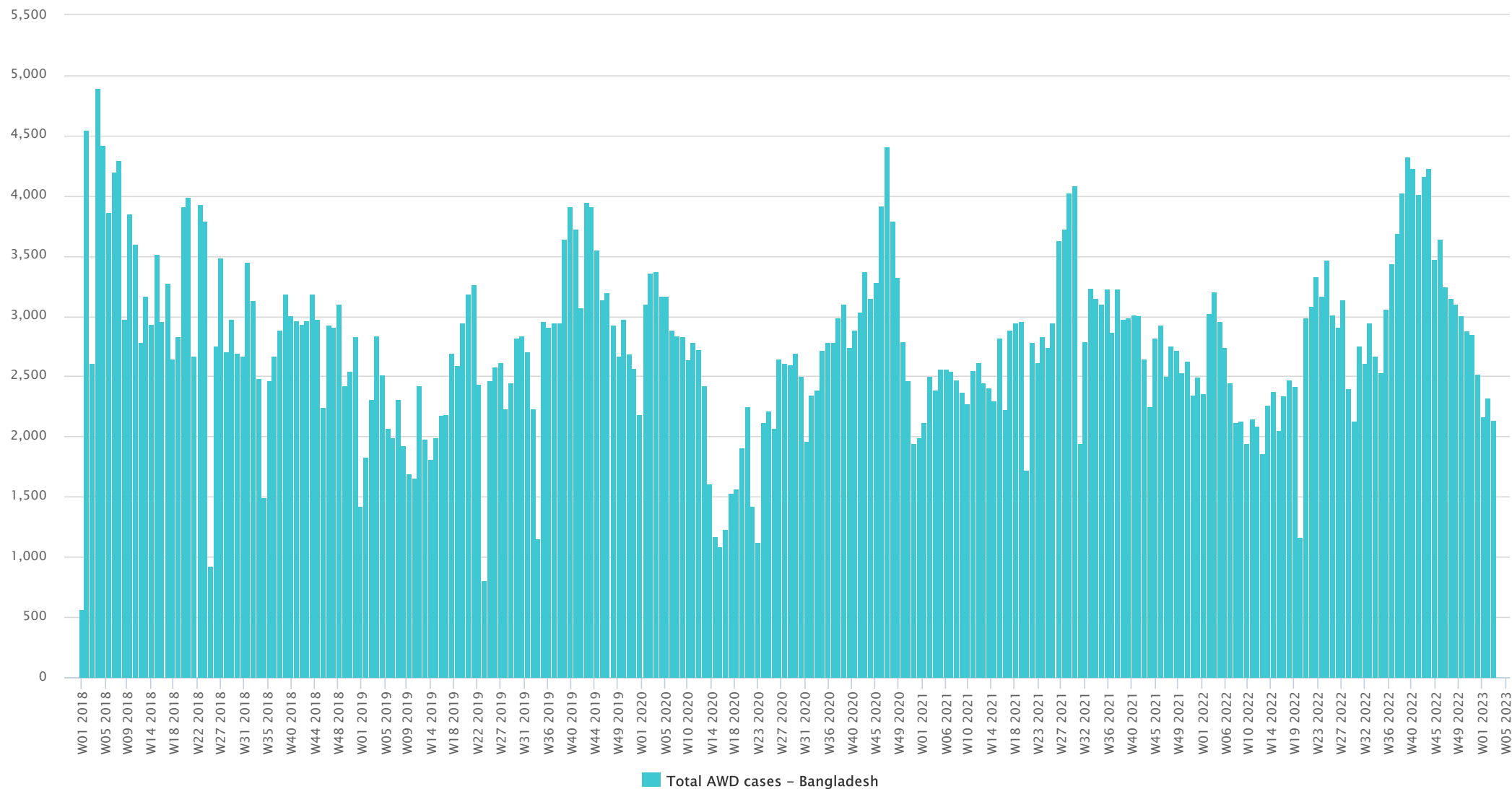
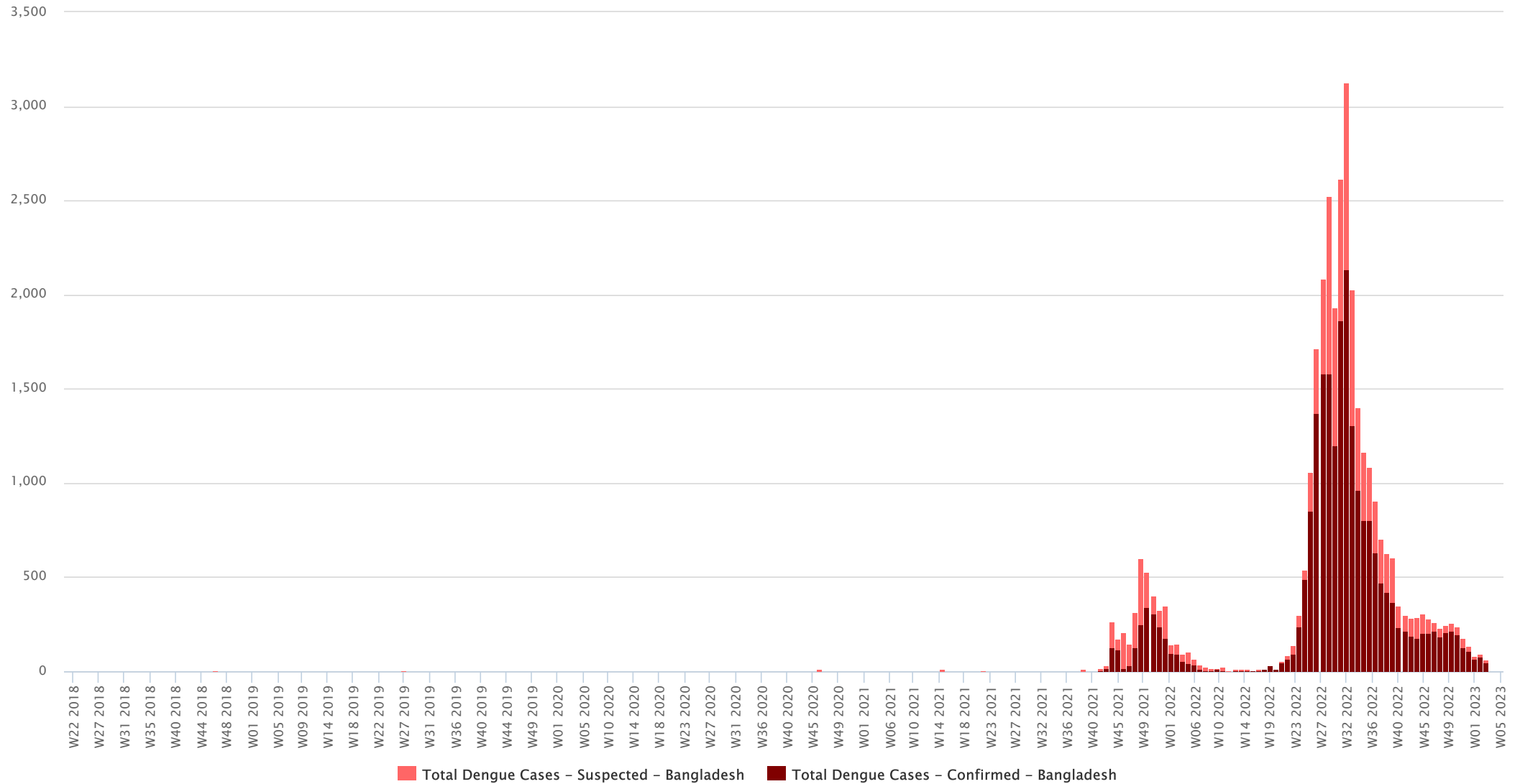
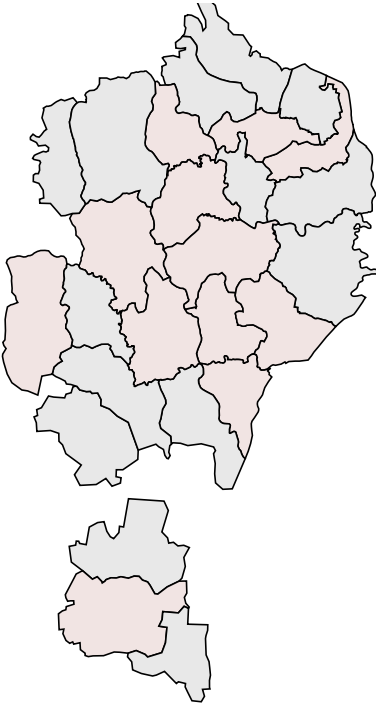


Figure 7 | Trend in number of cases over time (W38 2017 - W2 2023)



Map 4 | Map of cases by camp (W37 2017 - W2 2023)

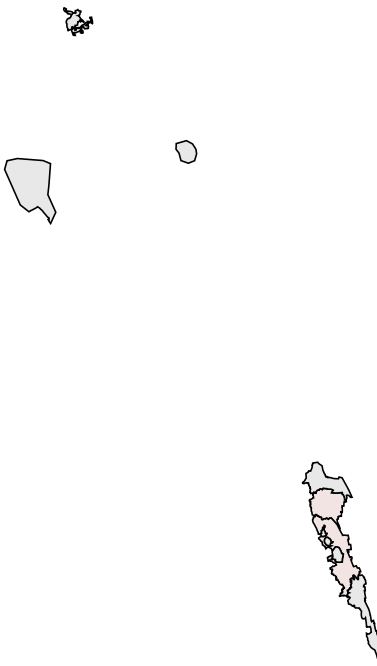
a. Ukhia | Number of cases



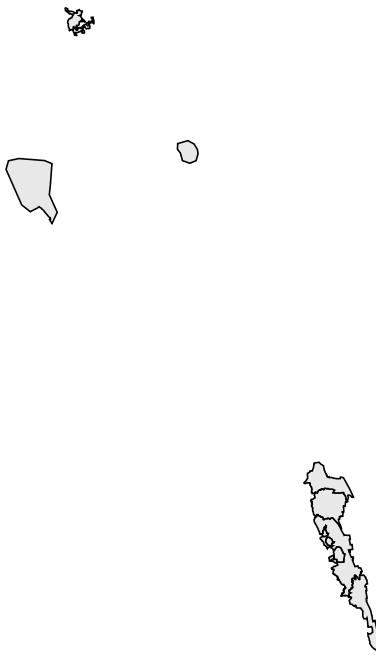
b. Ukhia | Number of alerts



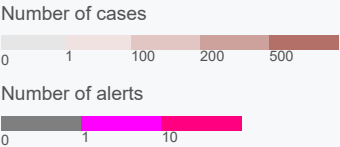
c. Teknaf | Number of cases



d. Teknaf | Number of alerts



Map legend



Alert threshold

Twice the average number of cases over the past 3 weeks. Source: IEDCR

Alert management (W2 2023)

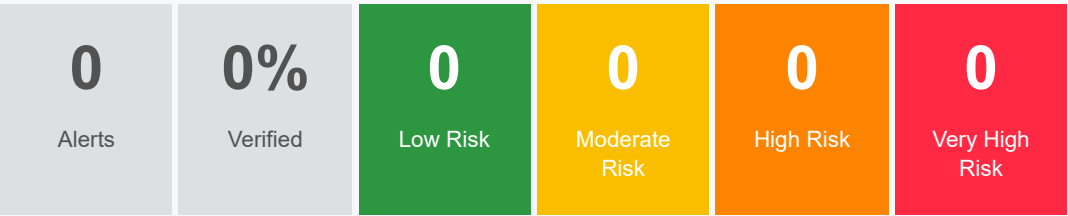


Figure | % sex

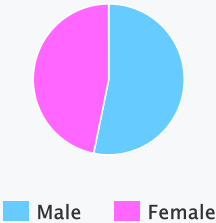


Figure | % age

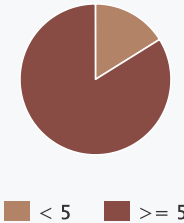
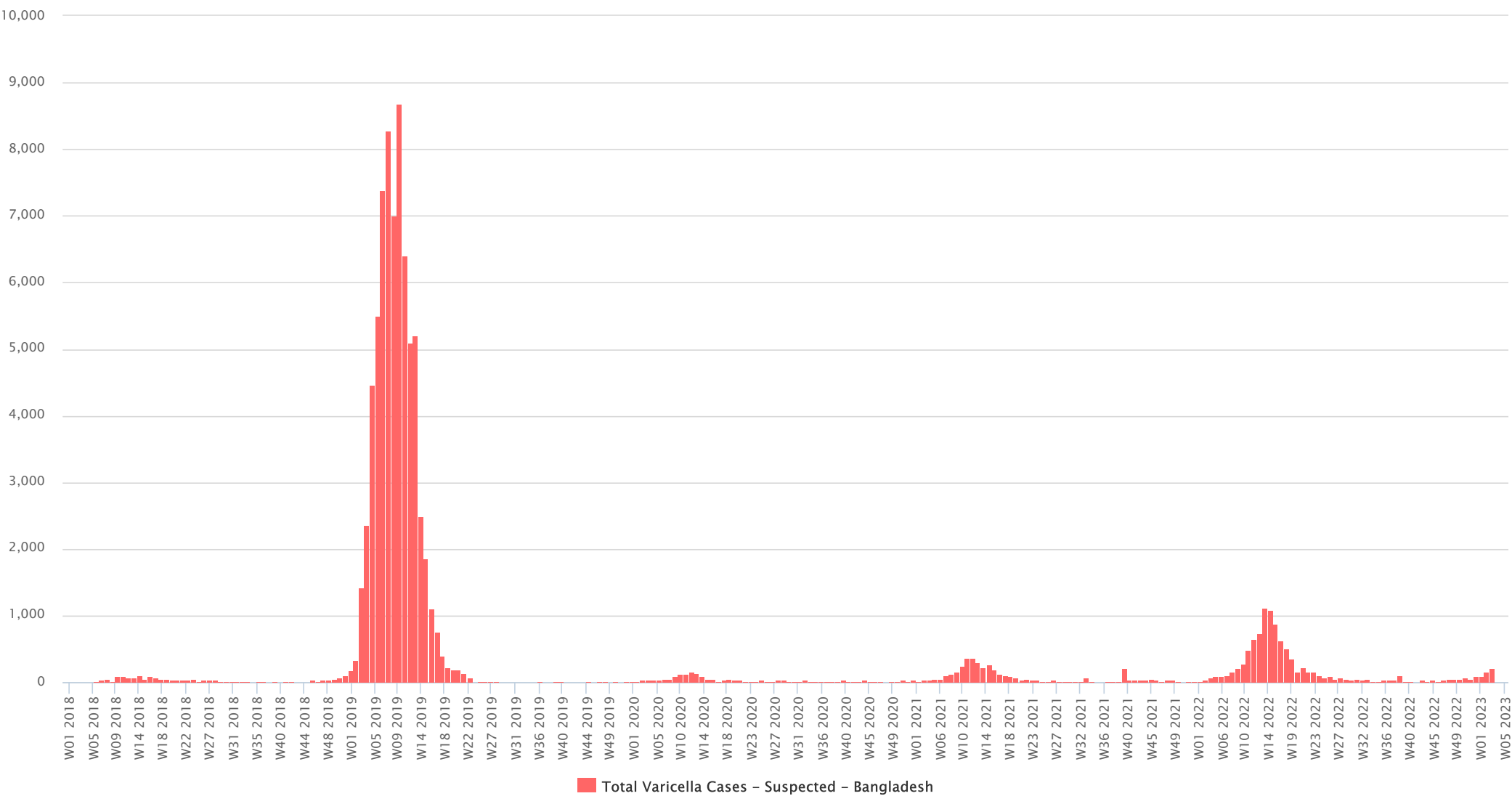
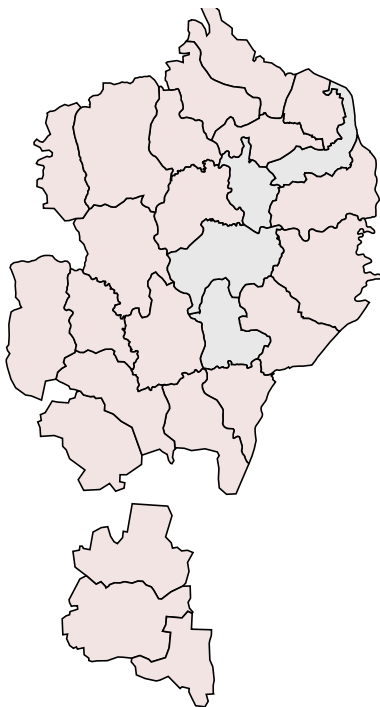


Figure 7 | Trend in number of cases over time (W38 2017 - W2 2023)

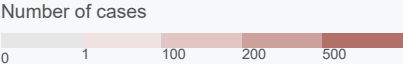


Map 4 | Map of cases by camp (W37 2017 - W2 2023)

a. Ukhia | Number of cases



Map legend



c. Teknaf | Number of cases




Figure | % sex

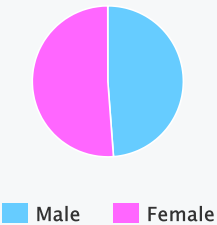
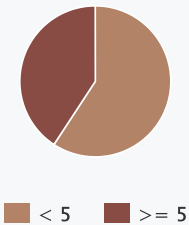


Figure | % age



For more help and support, please contact:

Dr. Imrul Kayes
Medical Officer - Civil Surgeon Office (MO-CS)
Ministry of Health and Family Welfare
Cox's Bazar, Bangladesh

Telephone: +88 017826296025

Email: mailkayesk65@gmail.com

Dr. David Odhiambo Otieno
Team Lead_Epidemiology
World Health Organization
Cox's Bazar, Bangladesh

Telephone: +88 017 01202994

Email: otienod@who.int

Notes

WHO and the Ministry of Health and Family Welfare gratefully acknowledge all partners who have reported the data used in this bulletin.

The data been collected with support from the EWARS project. This is an initiative to strengthen early warning, alert and response in emergencies. It includes an online, desktop and mobile application that can be rapidly configured and deployed in the field. It is designed with frontline users in mind, and built to work in difficult and remote operating environments. This bulletin has been automatically published from the EWARS application.

More information can be found at <http://ewars-project.org>

Sign up for an account with EWARS Bangladesh at <http://bd.ewars.ws>



Ministry of
Health and
Family
Welfare
Bangladesh



World Health
Organization



HEALTH SECTOR
COX'S BAZAR



Global

EWARS