



# Epidemiological Highlights

Week 24 (11-17 June) 2023



World Health  
Organization

# EWARS Reporting Updates for Epi week 24, 2023

Currently, a total of **141 health facilities** are registered in EWARS

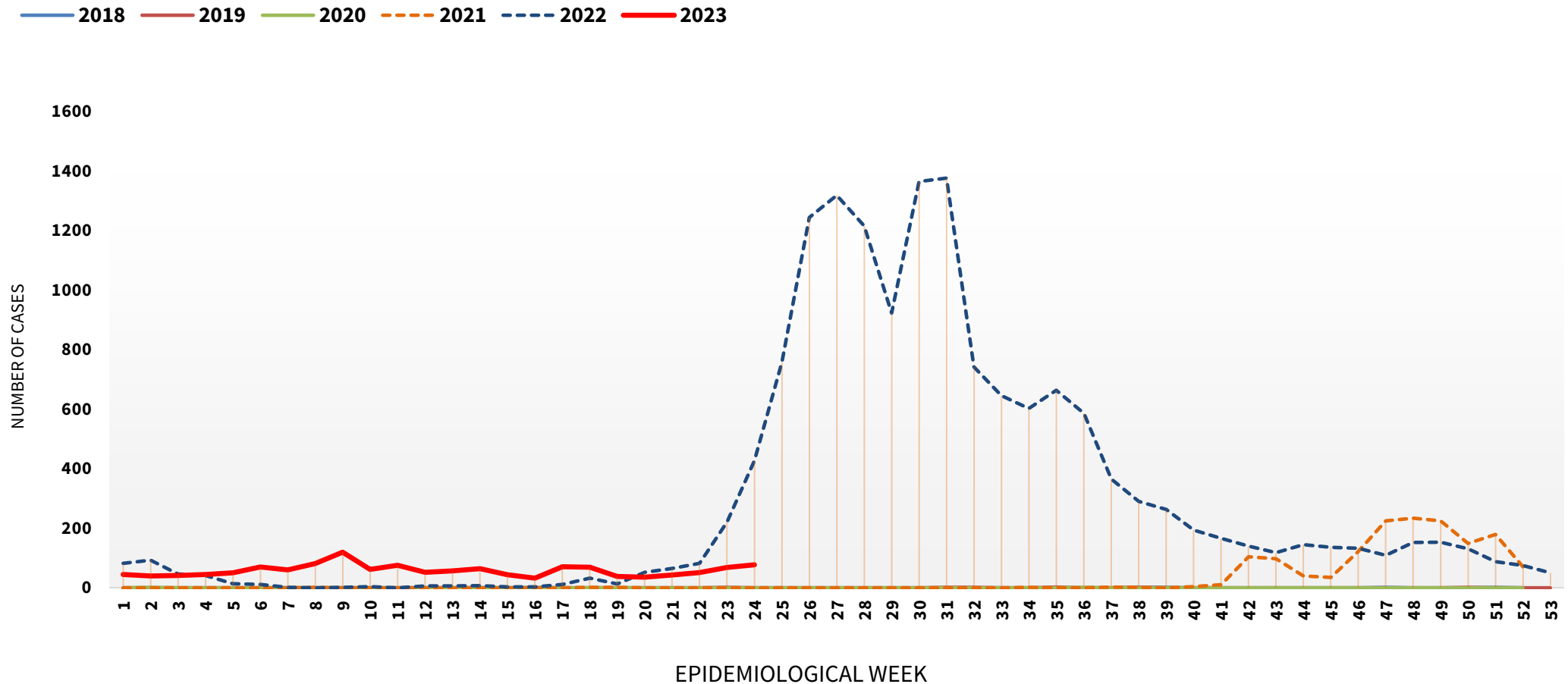
- Of those 120 weekly reports were received on time in week 24 in 2023
- Timeliness and completeness of weekly reporting were 85% which is beyond the global and national weekly threshold
- Sixty-one (61) alerts were triggered
- All alerts were reviewed and verified by the WHO EWARS team; this is a 9% drop from the previous week (67 alerts in week 22, 2023)

# Weekly Proportionate Morbidity and SARI Mortality among the FDMN population from 2020-Epi 1-24, 2023

- Acute Respiratory Infections (19.2%), Acute Watery Diarrhoea (3.2%), and Injury and wounds (3.0%) were the diseases and health conditions with the highest proportional morbidity this week.
- Monitoring of suspected SARI death under enhanced Community-based mortality surveillance has been continued since week 28, 2020. So far, 26 cases of which none is probable COVID-19 Death, have been reported in 2023
- This Epi week, no new SARI death was reported, and upon investigation, none met reclassification as probable COVID-19 death as highlighted below:

Year	Suspected SARI death reported (current week)	Reclassified as death due to probable COVID-19
2023	26 (0)	0
2022	136	8
2021	96	15
2020	49	2

# Annual trends of confirmed Dengue cases among FDMN and host population in Cox's Bazar from 2018 to Epi Week 24, 2023



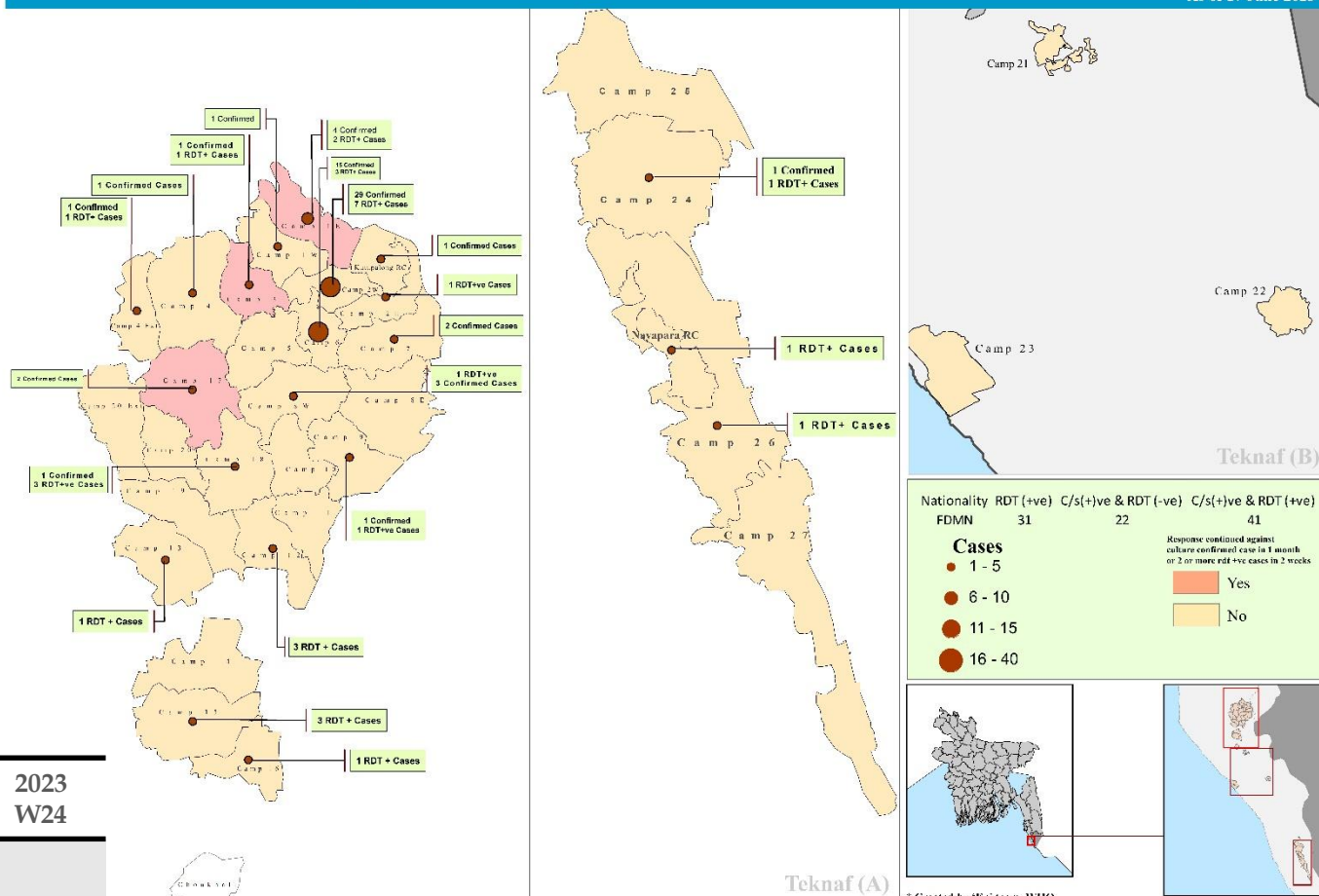
- ❑ Cumulative of 1,393 confirmed dengue cases including two (02) deaths (CFR 0.2%) have so far been reported in 2023
- ❑ The current transmission is a continuation of that for 2021 and 2022 (possible endemic transmission established)
- ❑ Camp 3 and the surrounding camps continue to bear the greatest burden of the cases so far reported in 2023 similar to 2022

# Cholera/AWD Surveillance Updates

- In this week, two (2) suspected cholera case was reported
- A total of 116 cases of which 38 RDT-positive AWD/cholera suspected cases and 78 culture-confirmed Cholera cases have so far been reported in (Epi week 1-24) 2023.
- Cumulatively there are 978 RDT AWD cases/Cholera suspects reported while 480 cases were culture-confirmed since transmission in 2018.

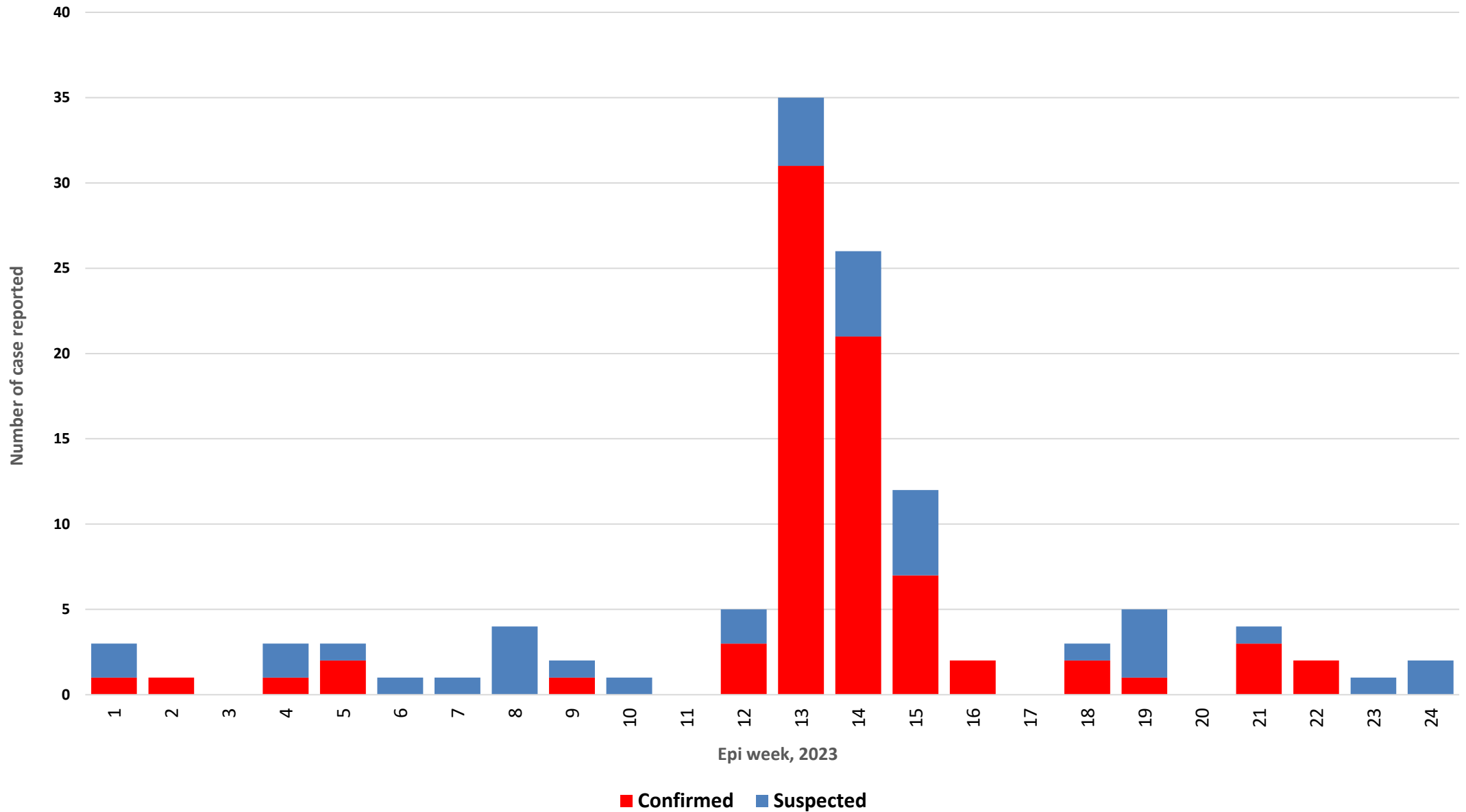
Distribution of RDT positive and culture confirmed for Cholera cases in FDMN 2023

As of 17 June 2023



	2018	2019	2020	2021	2022	2023 W24
RDT positive AWD cases & culture confirmed for Cholera cases	49	258	28	357	170	116
Culture confirmed for Cholera	7	184	5	136	70	78

# Weekly trends of suspected and confirmed cholera cases from Epi Week 1-24

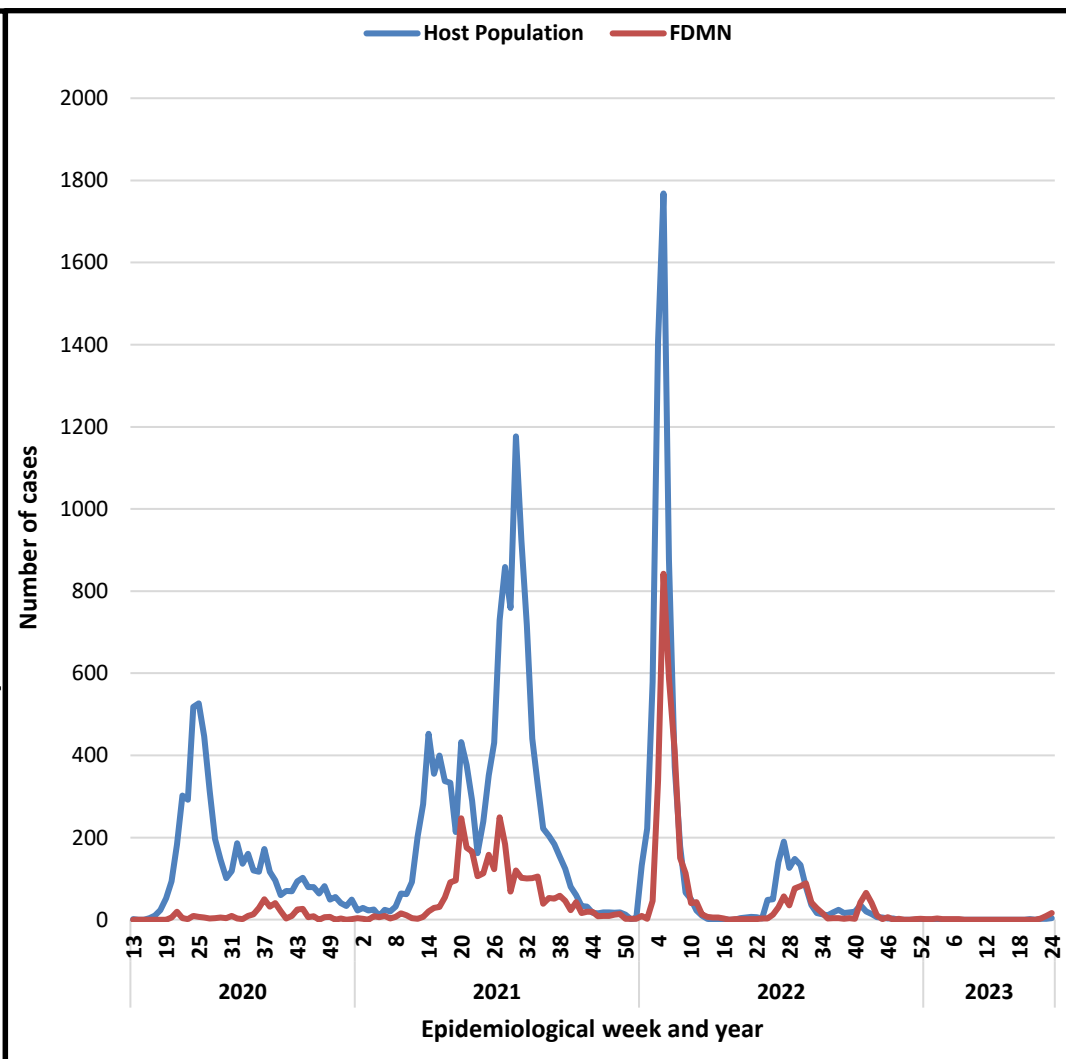


# Weekly Trends of COVID-19 Cases among FDMN and Host Population in Cox's Bazar District from Epi Week 13, 2020- Epi Week 24, 2023

**FDMNs: Sixteen (16)** new confirmed cases were reported this week from FDMN Camps, weekly TPR are 8 cases/1m pop/week

and case incidence were 17.3

**Host Population: Four (4)** new confirmed cases were reported this week from Cox's Bazar Sadar and Teknaf Host community, weekly TPR is 12.5 and case incidence is 1.4 cases/1million/week



# Weekly and annual Diphtheria Surveillance Updates from 2017- Epi week 24, 2023

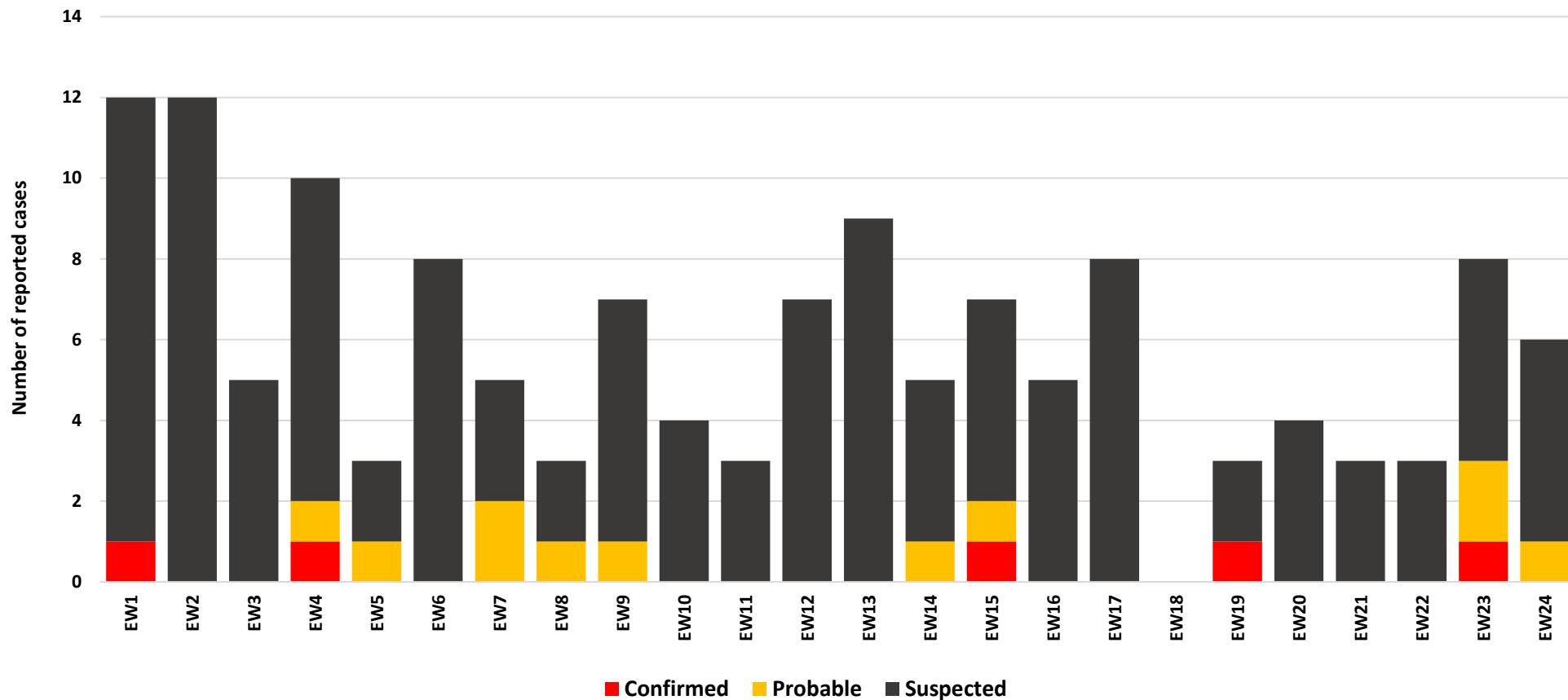
- One (1) probable and 5 suspected diphtheria case was reported in go.data in this Epi week
- The last confirmed case was reported on 6 June 2023
- About 140 cases (5 confirmed, 11 probable and 124 suspected) of which there was one (01) death reported so far reported in 2023.
- In total 54 deaths have so far been reported since 2017, with the last death reported on 18 October 2022

Classification	2017	2018	2019	2020	2021	2022	2023
Confirmed	66	226	31	19	30	56	5
Probable	1154	1555	60	9	29	3	11
Suspected	1796	3549	523	198	118	349	124
Death	30	14	3	0	5	2	1



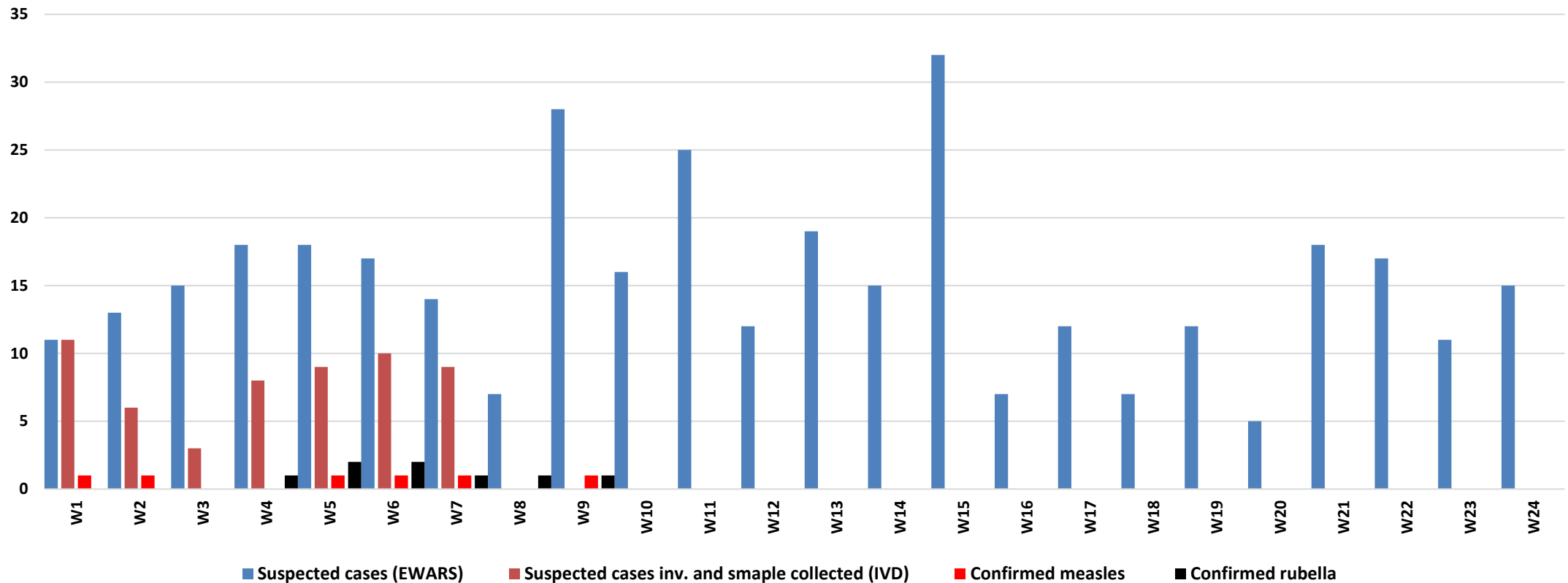
# Weekly trends of Diphtheria cases from week 1-24, 2023

Total number of diphtheria case reported in EWARS from week 1-24, 2023



- Persistent transmission continues to be reported, Diphtheria vaccination campaign concluded in all 33 camps with 92% coverage
- There are **140 diphtheria cases** (5 confirmed 11 probable and 124 suspected cases) and zero fatalities so far reported in 2023

# Epi Curve of Weekly Suspected Measles Cases week 1-24, 2023



- Fifteen (15) suspected measles cases were reported this Epi week
- Total of 369 cases were reported through EWARS, 58 cases were reported through IVD case-based surveillance of which 14 were confirmed through the lab (IgM positive)
- Six (6) confirmed cases were measles and 8 were rubella confirmed
- Epidemiology and IVD units undertaking investigations

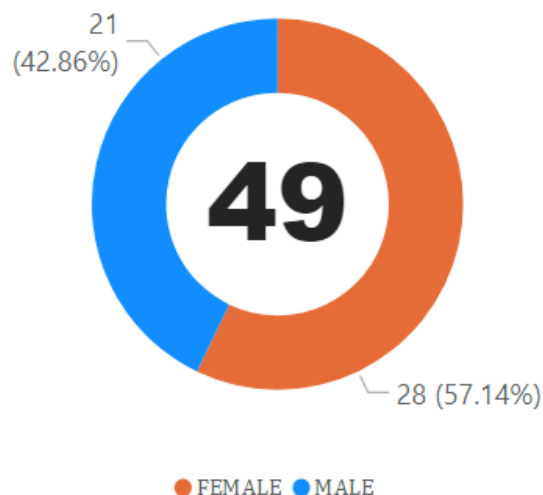
# Community-based Mortality surveillance updates Epi week 24, 2023

Probable causes of death	Epi week 24	In 2023
Still Birth	9 (18%)	151 (11%)
Neonatal Death (<28 days old)	6 (12%)	138 (11%)
Infectious Disease	--	37 (3%)
Severe Acute Respiratory Infection (SARI)	--	19 (2%)
Injury	1 (2%)	27 (2%)
Maternal Death	2 (4%)	24 (2%)
Acute Malnutrition	--	2 (0%)
Other	31 (63%)	890 (69%)
<b>Total</b>	<b>49 (100%)</b>	<b>1288 (100%)</b>

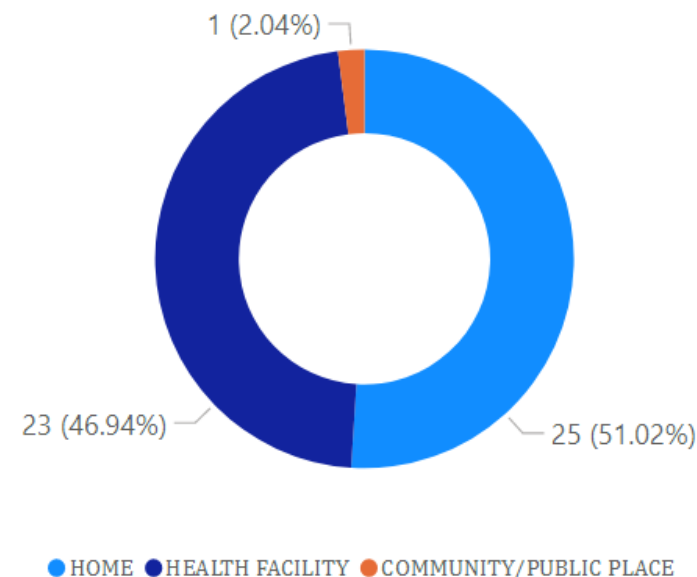
Partners to report all mortalities into the EWARS platform using both case and event-based reporting as applicable

# Community-based Mortality Surveillance updates Epi week 24, 2023

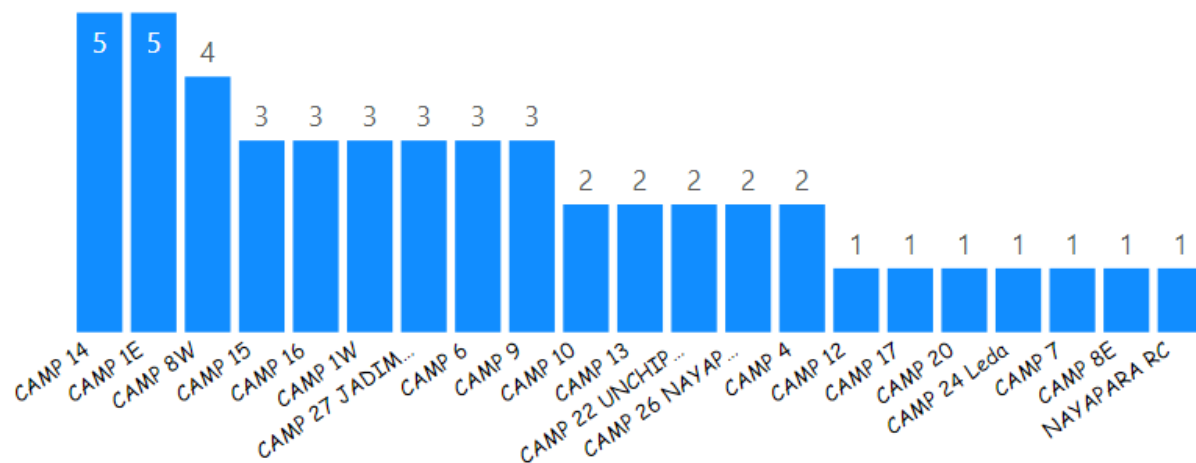
**Gender distribution**



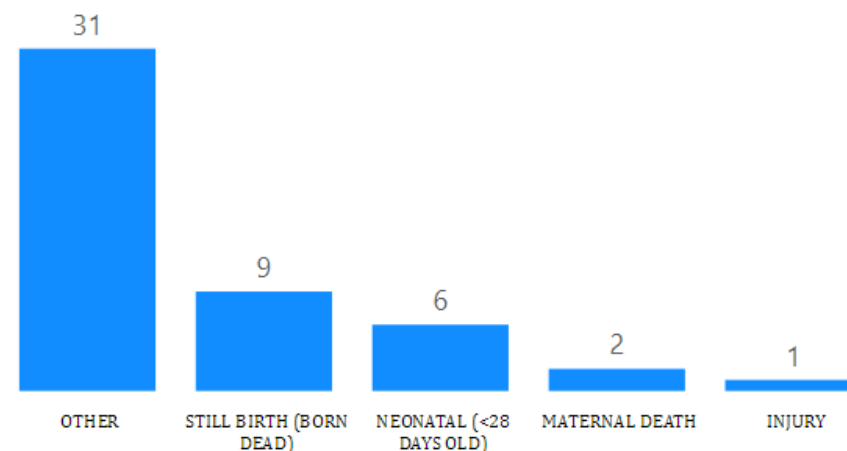
**Place of death**



**Distribution of deceased Camp**



**Distribution of Probable cause of death**



# Bangladesh

Rohingya Emergency Response

Early Warning, Alert and  
Response System (EWARS)

Epidemiological Bulletin W24 2023



Ministry of Health and Family  
Welfare Bangladesh



World Health  
Organization



HEALTH SECTOR  
COX'S BAZAR



Printed: 04:22 Monday, 26 June 2023 UTC

# Contents

## Highlights

Slide 1	<b>Table 1</b> Coverage
	<b>Table 2</b> Early warning performance
	<b>Table 3</b> Alert performance

## Early Warning

Slide 2	<b>Map 1a</b> Ukhia completeness by site/zone
	<b>Map 1b</b> Teknaf completeness by site/zone
Slide 3	<b>Table 4</b> Ukhia (Northern group) performance by site/zone
	<b>Map 2</b> Ukhia (Northern group) completeness by site/zone
Slide 4	<b>Table 5</b> Ukhia (Southern group) performance by site/zone
	<b>Map 3</b> Ukhia (Southern group) completeness by site/zone
Slide 5	<b>Table 6</b> Teknaf performance by site/zone
	<b>Map 4</b> Teknaf completeness by site/zone
Slide 6	<b>Table 7</b> Performance by partner

## Alert

Slide 7	<b>Table 8</b> Ukhia (Northern group) alerts by site/zone
	<b>Map 5</b> Ukhia (Northern group) alerts site/zone
Slide 8	<b>Table 9</b> Ukhia (Southern group) alerts by site/zone
	<b>Map 6</b> Ukhia (Southern group) alerts site/zone
Slide 9	<b>Table 10</b> Teknaf alerts by site/zone
	<b>Map 7</b> Teknaf alerts site/zone
Slide 10	<b>Table 11</b> Performance by type of alert
	<b>Table 12</b> Risk Assessment

## Sources of data

1. Weekly EWARS Reporting Form
2. Mortality Case Report Form
3. Event-based Surveillance Form

# Highlights W24 2023

Table 1 | Coverage

#	%	
952,309	-	Estimated total Rohingya population <sup>1</sup>
923,358	97%	Total population under surveillance
152	-	Total number of health facilities
141	93%	Number of EWARS reporting sites

Table 2 | Early warning performance indicators

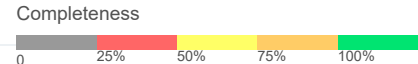
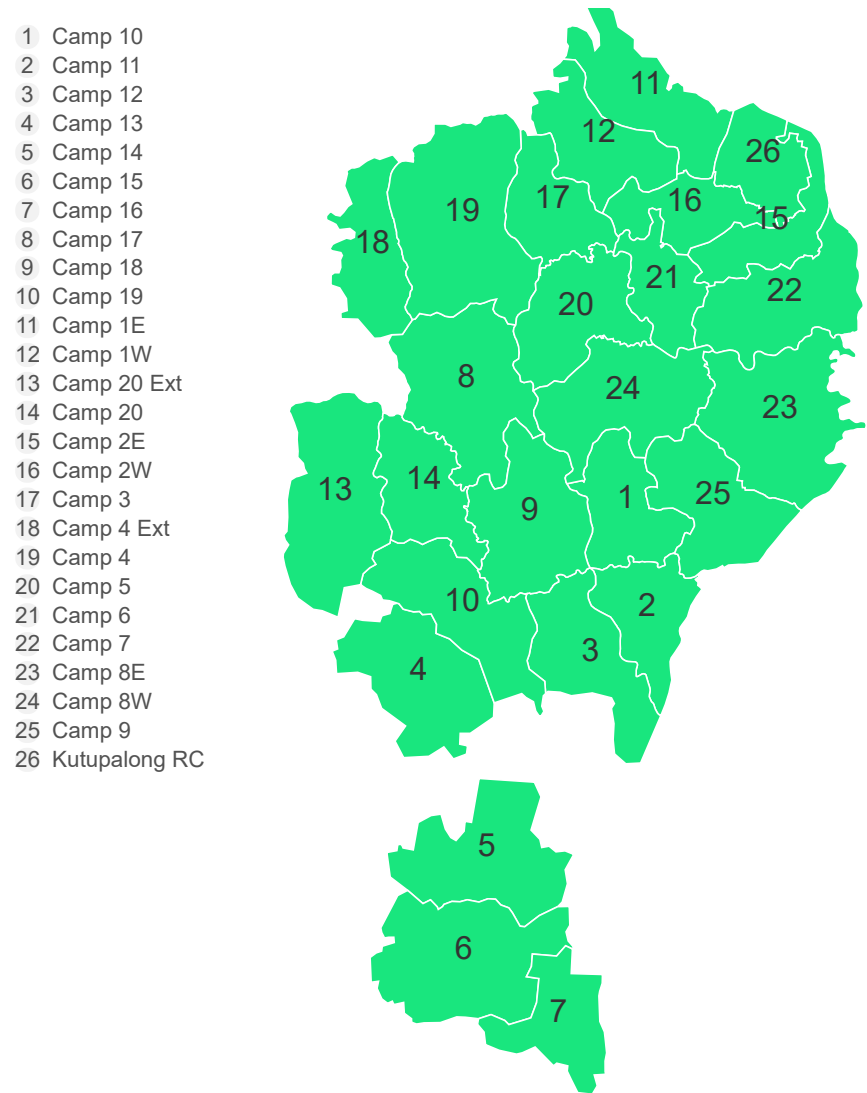
W24	Cumulative (2023)	
120	3621	Number of weekly reports received
85%	94%	Completeness
85%	89%	Timeliness

Table 3 Alert performance indicators

W24	Cumulative (2023)	
61	1,822	Total alerts raised
90%	98%	% verified
0%	0%	% auto-discarded
0%	0%	% undergoing risk assessment
0%	0%	% completed risk assessment

<sup>1</sup> Source: UNHCR. Bangladesh: Joint Government of Bangladesh- UNHCR Population Factsheet. 31 December 2021.

Map 1a | Ukhia completeness by camp



Map 1b | Teknaf completeness by camp

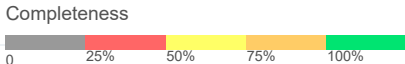
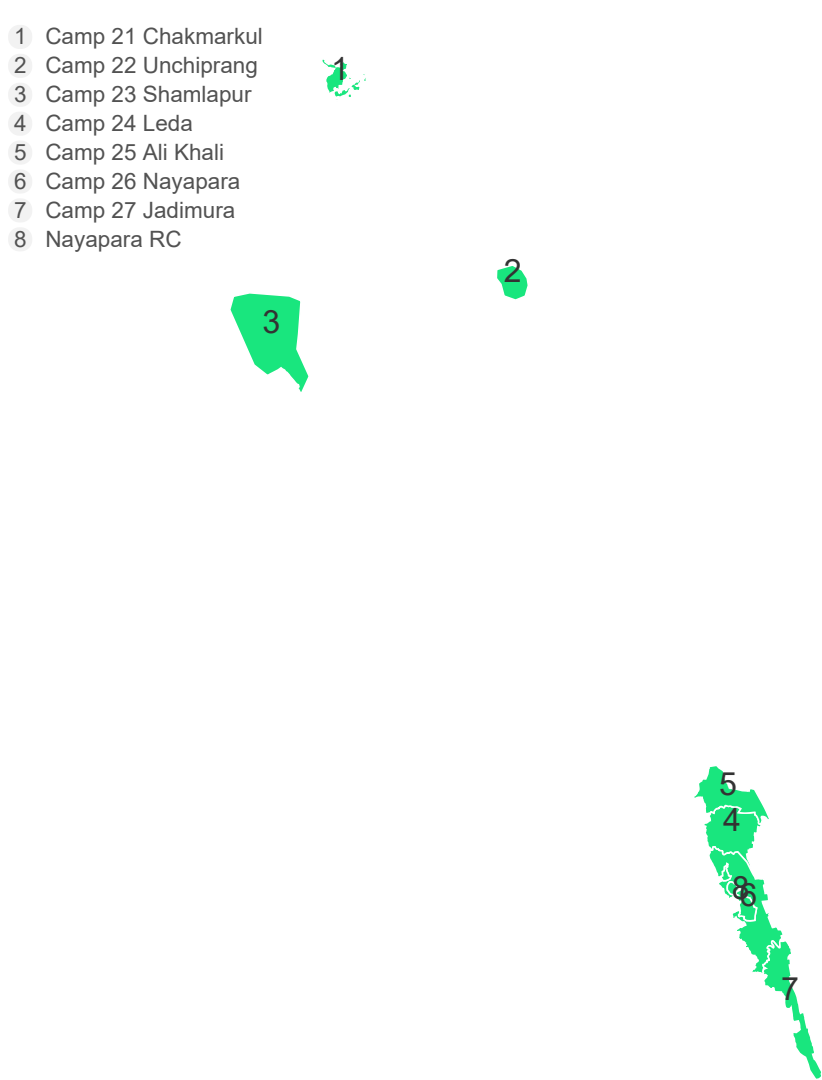
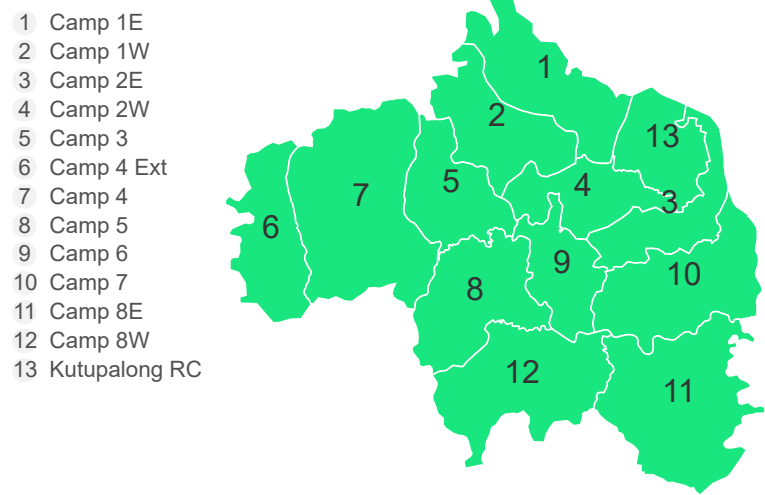




Table 4 | Performance by camp (W24 2023)

Northern group	Reporting		Performance	
	# health facilities	# reports received	Completeness	Timeliness
Ukhia Northern Group				
Camp 1E	4	3	100%	0%
Camp 1W	4	4	100%	0%
Camp 2E	3	3	100%	0%
Camp 2W	4	4	100%	0%
Camp 3	3	3	100%	0%
Camp 4	5	5	100%	0%
Camp 4 Ext	1	1	100%	0%
Camp 5	4	4	75%	0%
Camp 6	2	1	100%	0%
Camp 7	4	3	100%	0%
Camp 8E	9	8	100%	0%
Camp 8W	3	3	100%	0%
Kutupalong RC	2	2	100%	0%

Map 2 | Completeness by camp



0

25%

50%

75%

100%

Table 5 | Performance by camp (W24 2023)

Southern group	Reporting		Performance	
	# health facilities	# reports received	Completeness	Timeliness
Ukhia Southern Group				
Camp 10	4	3	75%	0%
Camp 11	3	2	100%	0%
Camp 12	5	5	100%	0%
Camp 13	7	6	100%	0%
Camp 14	6	5	100%	0%
Camp 15	8	6	88%	0%
Camp 16	7	4	100%	0%
Camp 17	3	3	100%	0%
Camp 18	4	4	100%	0%
Camp 19	3	2	100%	0%
Camp 20	3	2	100%	0%
Camp 20 Ext	2	2	100%	0%
Camp 9	5	4	80%	0%

Map 3 | Completeness by camp

- 1 Camp 10
- 2 Camp 11
- 3 Camp 12
- 4 Camp 13
- 5 Camp 14
- 6 Camp 15
- 7 Camp 16
- 8 Camp 17
- 9 Camp 18
- 10 Camp 19
- 11 Camp 20 Ext
- 12 Camp 20
- 13 Camp 9

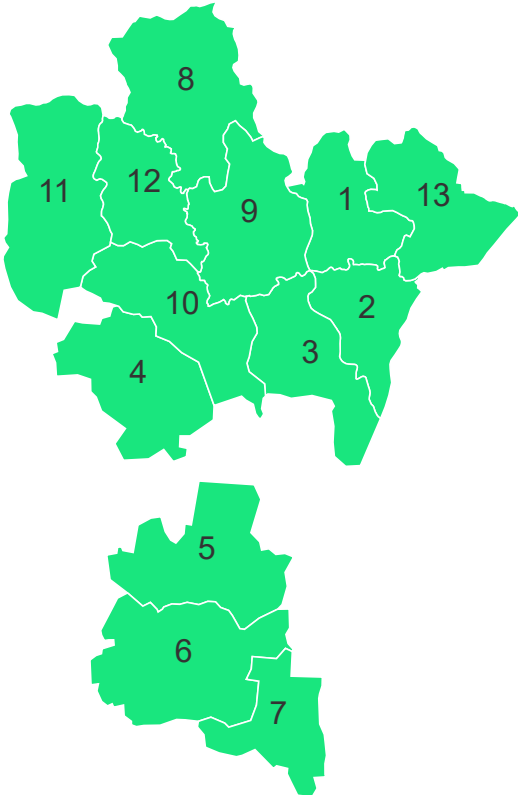


Table 6 | Performance by camp (W24 2023)

Teknaf	Reporting		Performance	
	# health facilities	# reports received	Completeness	Timeliness
Ukhia Teknaf				
Camp 21 Chakmarkul	3	3	100%	0%
Camp 22 Unchiprang	4	2	75%	0%
Camp 23 Shamlapur	2	2	100%	0%
Camp 24 Leda	2	2	100%	0%
Camp 25 Ali Khali	3	3	100%	0%
Camp 26 Nayapara	4	3	100%	0%
Camp 27 Jadimura	2	2	100%	0%
Nayapara RC	2	2	100%	0%

Map 4 | Completeness by camp

- 1

Camp 21 Chakmarkul
- 2

Camp 22 Unchiprang
- 3

Camp 23 Shamlapur
- 4

Camp 24 Leda
- 5

Camp 25 Ali Khali
- 6

Camp 26 Nayapara
- 7

Camp 27 Jadimura
- 8

Nayapara RC



**Table 7** | Performance by partner (W24 2023)

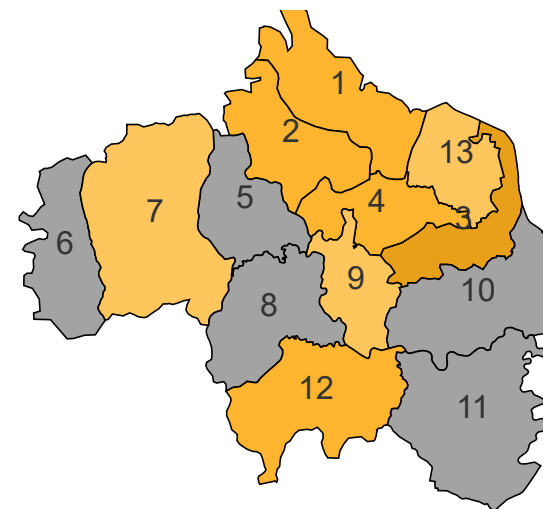
Partner	Performance		Reporting		Partner	Performance		Reporting	
	# sites	# reports received	Completeness	Timeliness		# sites	# reports received	Completeness	Timeliness
AKF	1	1	100%	100%	IRC	3	3	0%	0%
AWARD	6	6	100%	100%	MSF	8	7	0%	0%
BASHMAH	1	1	100%	100%	MoH	12	10	0%	0%
BDRCS	9	9	100%	89%	MHI	1	2	0%	0%
BRAC	0	10	100%	100%	Medair	0	0		
CARE	4	4	100%	100%	FH/MTI	4	3	0%	0%
GH/CPI	1	1	100%	100%	PRANTIC	1	1	100%	0%
DBC	1	1	100%	100%	PULSE	1	1	100%	100%
DSK	1	0	0%	0%	QC	1	1	100%	100%
DCHT-PWJ	1	1	100%	100%	PHD	8	8	0%	0%
FRNDS	4	4	0%	0%	RPN	2	2	100%	100%
GK	9	9	0%	0%	RHU	3	3	100%	0%
Global One	0	0			RI	1	1	0%	0%
GUSS	1	1	100%	100%	RTMI	7	7	0%	0%
HAEFA	2	2	100%	100%	SALT	1	1	100%	100%
HAIB	0	0			SCI	6	6	0%	0%
HMBDF	2	2	0%	0%	DCHT-MM	1	1	100%	100%
HOPE	1	1	100%	100%	Turkish Government	1	0	0%	0%
ICRC	0	0			TdH	2	2	0%	0%
IOM	19	18	0%	0%					

Table 8 | Performance by camp

Northern group	W24		Cumulative (2023)	
	# alerts	% verif.	# alerts	% verif.
Alerts Northern group				
Camp 1E	4	100%	63	98%
Camp 1W	4	100%	89	99%
Camp 2E	8	100%	212	98%
Camp 2W	3	100%	114	98%
Camp 3	0	0%	93	100%
Camp 4	2	100%	82	98%
Camp 4 Ext	0	0%	16	100%
Camp 5	0	0%	44	93%
Camp 6	1	100%	43	98%
Camp 7	0	0%	40	95%
Camp 8E	0	0%	62	100%
Camp 8W	4	100%	101	98%
Kutupalong RC	1	100%	25	96%

Map 5 | Number of alerts by camp

- 1 Camp 1E
- 2 Camp 1W
- 3 Camp 2E
- 4 Camp 2W
- 5 Camp 3
- 6 Camp 4 Ext
- 7 Camp 4
- 8 Camp 5
- 9 Camp 6
- 10 Camp 7
- 11 Camp 8E
- 12 Camp 8W
- 13 Kutupalong RC



# of alerts



Table 9 | Performance by camp

Southern group	W24		Cumulative (2023)	
	# alerts	% verif.	# alerts	% verif.
Alerts Northern group				
Camp 10	3	100%	30	100%
Camp 11	0	0%	23	100%
Camp 12	0	0%	47	98%
Camp 13	1	100%	71	100%
Camp 14	4	100%	61	100%
Camp 15	1	100%	61	98%
Camp 16	3	100%	57	98%
Camp 17	0	0%	27	96%
Camp 18	4	100%	76	99%
Camp 19	0	0%	12	100%
Camp 20	1	100%	35	94%
Camp 20 Ext	0	0%	12	100%
Camp 9	3	67%	58	98%

Map 6 | Number of alerts by camp

- 1 Camp 10
- 2 Camp 11
- 3 Camp 12
- 4 Camp 13
- 5 Camp 14
- 6 Camp 15
- 7 Camp 16
- 8 Camp 17
- 9 Camp 18
- 10 Camp 19
- 11 Camp 20 Ext
- 12 Camp 20
- 13 Camp 9

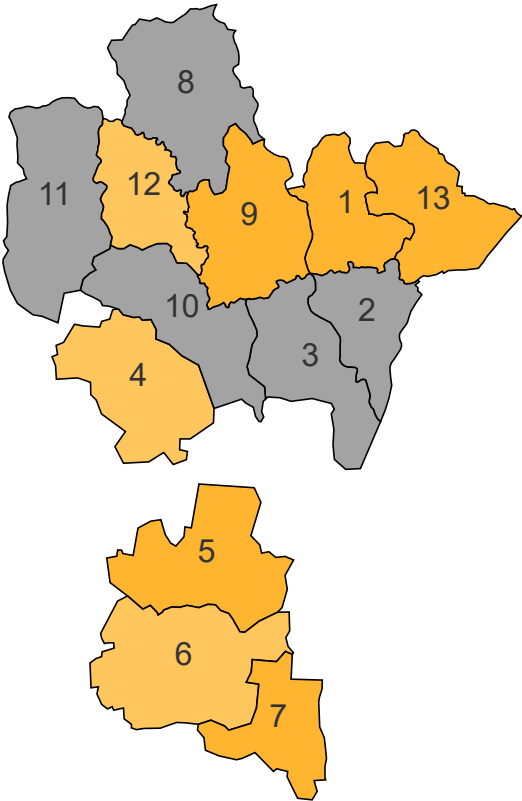


Table 10 | Performance by camp

Teknaf	W24		Cumulative (2023)	
	# alerts	% verif.	# alerts	% verif.
Alerts Northern group				
Camp 21 Chakmarkul	4	100%	46	98%
Camp 22 Unchiprang	2	100%	44	98%
Camp 23 Shamlapur	0	0%	3	100%
Camp 24 Leda	8	100%	104	97%
Camp 25 Ali Khali	0	0%	10	100%
Camp 26 Nayapara	0	0%	17	100%
Camp 27 Jadimura	0	0%	5	100%
Nayapara RC	0	0%	25	96%

Map 7 | Number of alerts by camp

- 1

Camp 21 Chakmarkul
- 2

Camp 22 Unchiprang
- 3

Camp 23 Shamlapur
- 4

Camp 24 Leda
- 5

Camp 25 Ali Khali
- 6

Camp 26 Nayapara
- 7

Camp 27 Jadimura
- 8

Nayapara RC




Table 11 | Performance by type of alert

Event	W24		Cumulative (2023)	
	# alerts	% verif.	# alerts	% verif.
Indicator-based surveillance				
Malaria	0	0%	0	0%
Measles	0	0%	57	100%
Bloody Diarr.	0	0%	0	0%
AFP	0	0%	8	100%
Meningitis	1	100%	11	100%
Haem. fever (susp.)	0	0%	7	100%
NNT	0	0%	1	100%
Unexp. fever	0	100%	28	100%
AWD	0	0%	26	100%
ARI	0	100%	23	100%
AJS	0	0%	20	100%
Varicella (Susp.)	0	0%	92	100%
Suspected COVID-19	0	0%	0	0%
Event-based surveillance				
EBS total	2	100%	134	97%

Table 12 | Risk assessment

W24	Cumulative (2023)	
0	0	Low risk
0	0	Moderate risk
0	0	High risk
0	0	Very high risk



## For more help and support, please contact:

Dr. Imrul Kayes  
Medical Officer - Civil Surgeon Office (MO-CS)  
Ministry of Health and Family Welfare  
Cox's Bazar, Bangladesh  
Telephone: +88 01726296025  
Email: mailkayesk65@gmail.com

Dr. David Odhiambo Otieno  
Team Lead\_Epidemiology  
World Health Organization  
Cox's Bazar, Bangladesh  
Telephone: +88 017 01202994  
Email: otienod@who.int

## Notes

WHO and the Ministry of Health and Family Welfare gratefully acknowledge all partners who have reported the data used in this bulletin.

The data been collected with support from the EWARS project. This is an initiative to strengthen early warning, alert and response in emergencies. It includes an online, desktop and mobile application that can be rapidly configured and deployed in the field. It is designed with frontline users in mind, and built to work in difficult and remote operating environments. This bulletin has been automatically published from the EWARS application.

More information can be found at <http://ewars-project.org>

Sign up for an account with EWARS Bangladesh at <http://bd.ewars.ws>



Ministry of  
Health and  
Family  
Welfare  
Bangladesh



World Health  
Organization



HEALTH SECTOR  
COX'S BAZAR



Global  
EWARS

# Bangladesh

## Rohingya Emergency Response

### Early Warning, Alert and Response System (EWARS)

Annex W24 2023



Ministry of Health and Family  
Welfare Bangladesh



World Health  
Organization



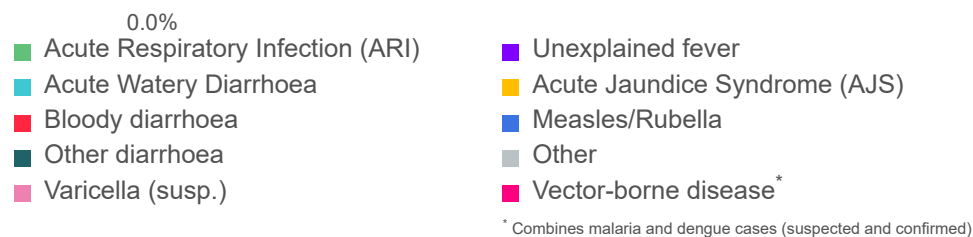
HEALTH SECTOR  
COX'S BAZAR



Printed: 08:53 Thursday, 22 June 2023 UTC

# Proportional morbidity

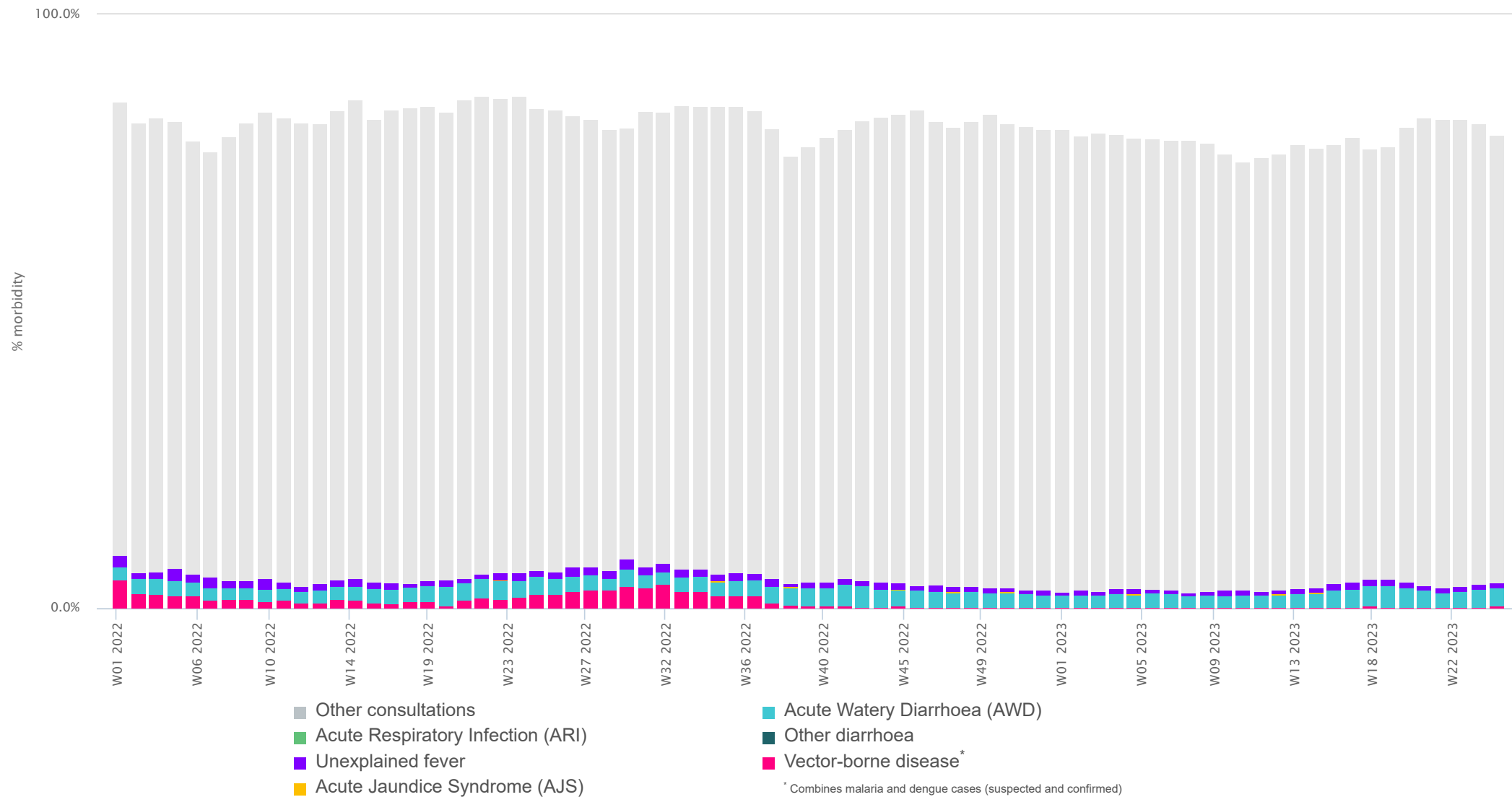
**Figure 1 | Proportional morbidity (W24 2023)**



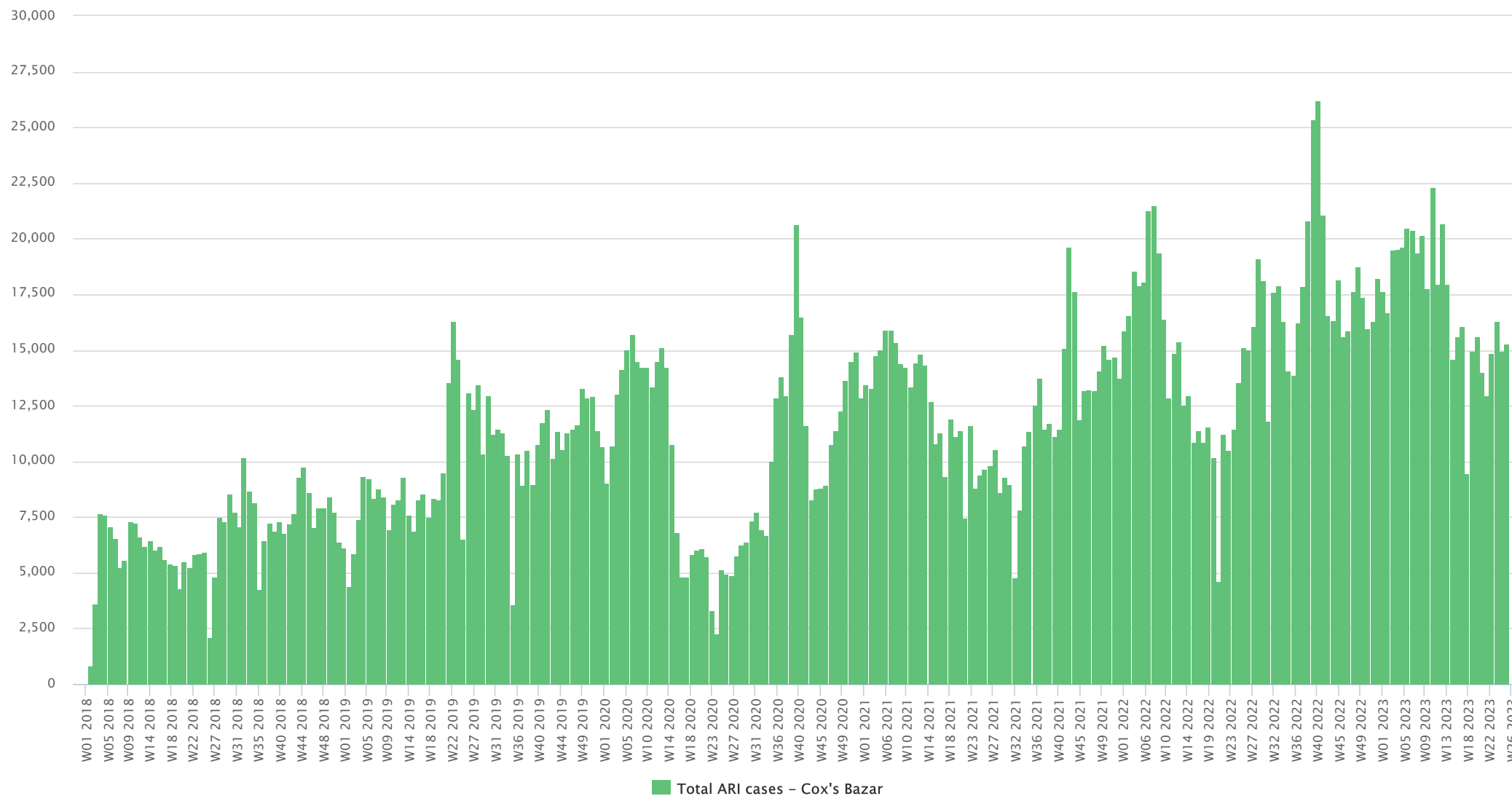
Disease	W24		2023	
	# cases	% morbidity	# cases	% morbidity
AWD	2,674	3.2%	58,319	2.6%
Bloody diarr.	230	0.3%	5,905	0.3%
Other diarr.	797	1.0%	27,865	1.2%
Susp. Varicella	104	0.1%	28,378	1.2%
ARI	15,943	19.2%	424,807	18.6%
Measles/Rub.	15	0.0%	362	0.0%
AFP	2	0.0%	121	0.0%
Susp. menin.	2	0.0%	106	0.0%
AJS	13	0.0%	422	0.0%
Susp. HF	1	0.0%	131	0.0%
Neo. tetanus	0	0.0%	1	0.0%
Adult tetanus	0	0.0%	5	0.0%
Malaria (conf.)	13	0.0%	50	0.0%
Malaria (susp.)	94	0.1%	1,468	0.1%
Dengue (conf.)	128	0.2%	1,805	0.1%
Dengue (susp.)	22	0.0%	632	0.0%
Unexpl. fever	711	0.9%	17,953	0.8%
Sev. Malnut.	48	0.1%	1,535	0.1%
Inj./Wounds	2,479	3.0%	56,143	2.5%
Other	59,619	71.8%	1,655,239	72.5%
<b>Total</b>	<b>82,331</b>	<b>100%</b>	<b>2,283,988</b>	<b>100%</b>

## Trend in consultations and key diseases

**Figure 2** | Trend in proportional morbidity for key diseases (W24)

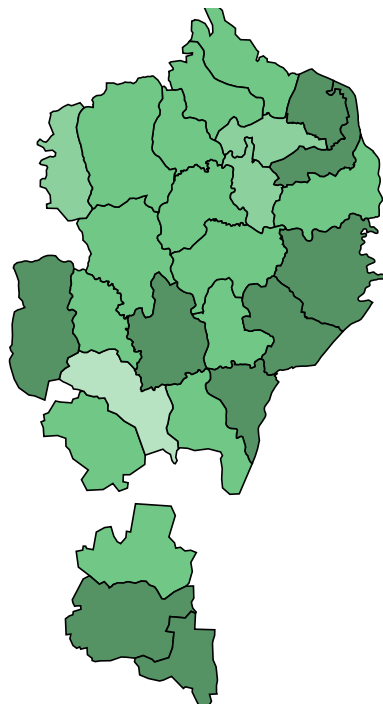


**Figure 3** | Trend in number of cases over time (W38 2017 - W24 2023)

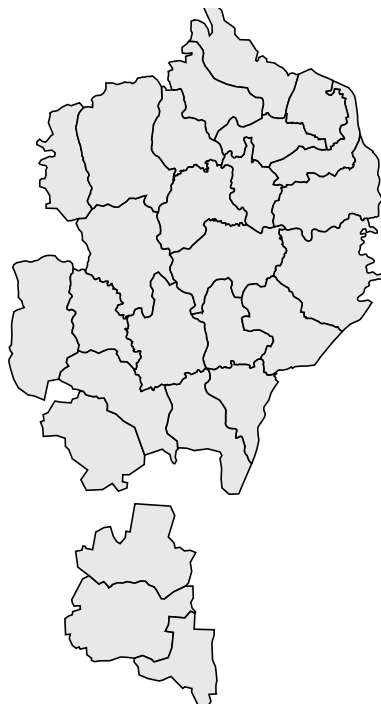


**Map 1** | Map of cases by camp (W24 2023)

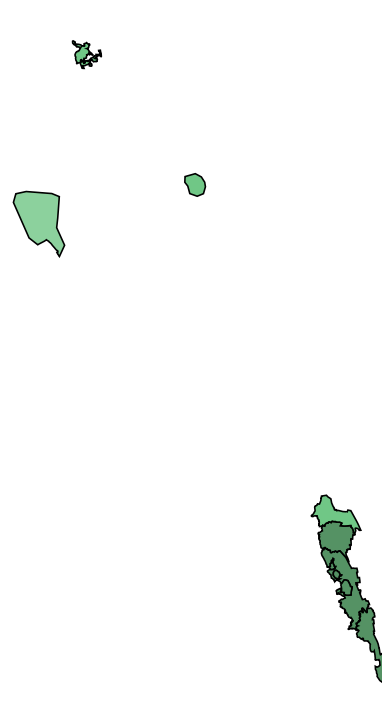
**a. Ukhia** | Number of cases



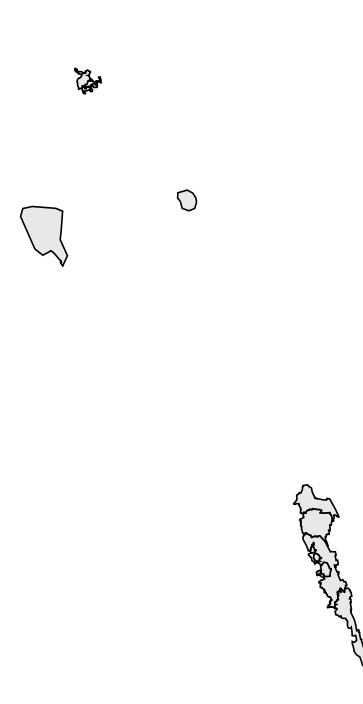
**b. Ukhia** | Number of alerts



**c. Teknaf** | Number of cases



**d. Teknaf** | Number of alerts



## Map legend

Number of cases



Number of alerts



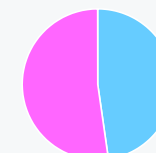
## Alert threshold

Twice the average number of cases over the past 3 weeks. *Source: IEDCR*

## Alert management (W24 2023)

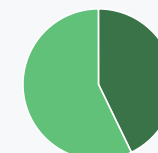


## Figure | % sex



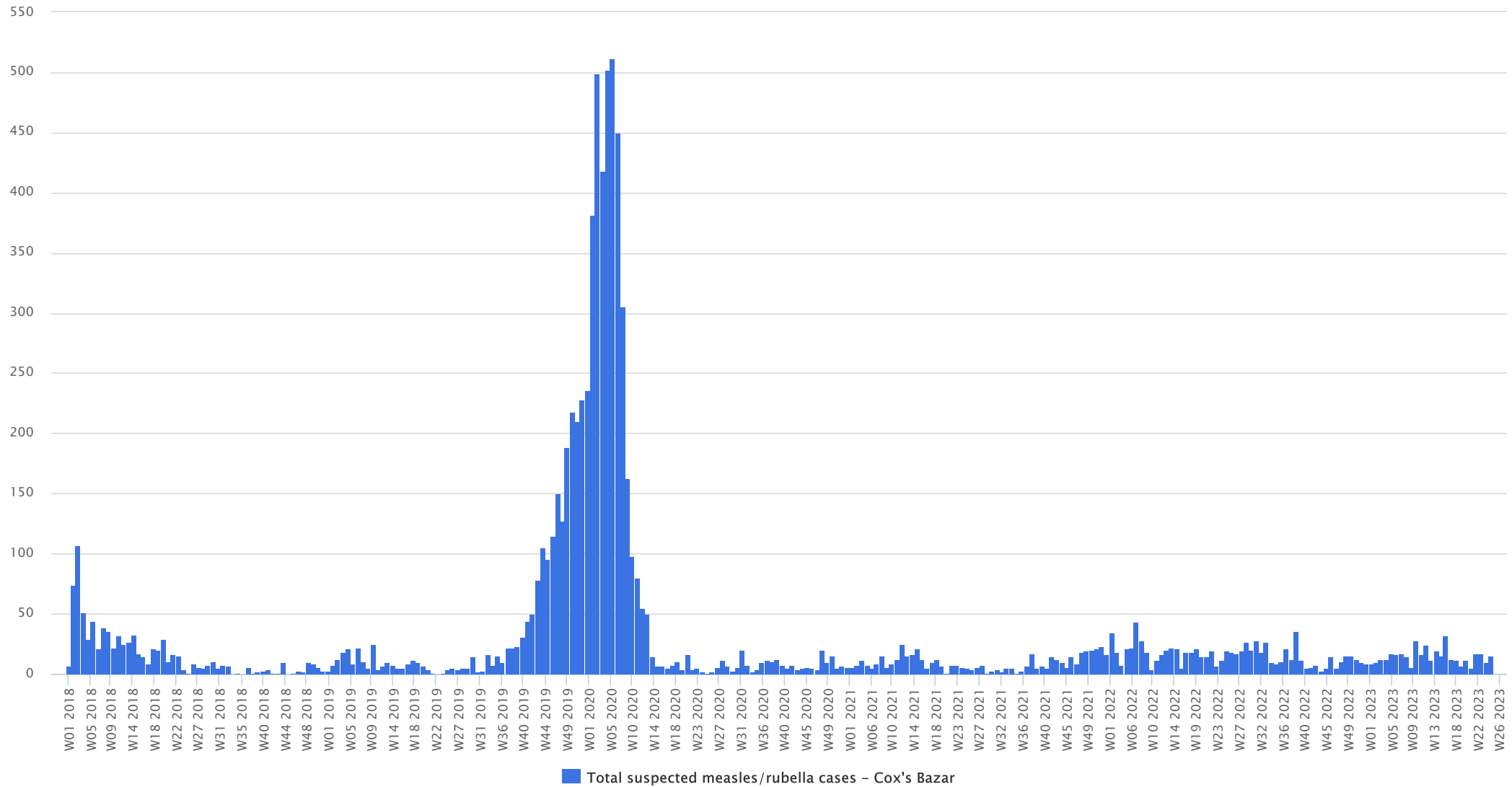
Male Female

## Figure | % age



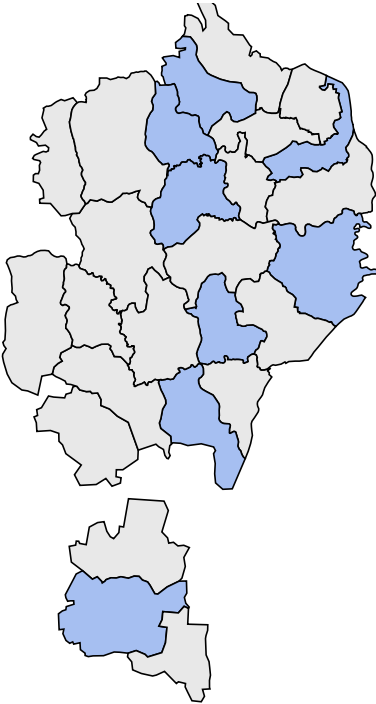
$\geq 5$   $< 5$

**Figure 4** | Trend in number of suspected cases over time (W38 2017 - W24 2023)



Map 2 | Map of cases by camp (W24 2023)

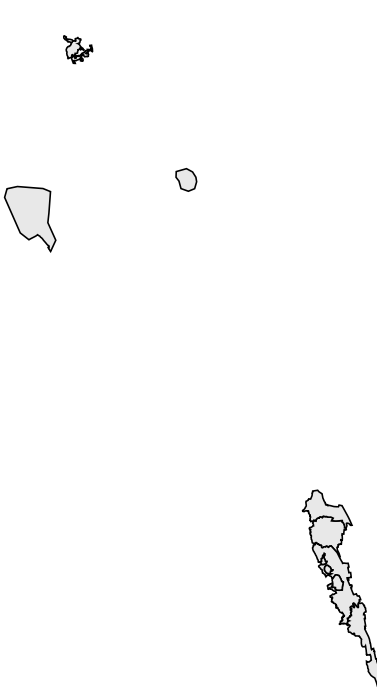
a. Ukhia | Number of cases



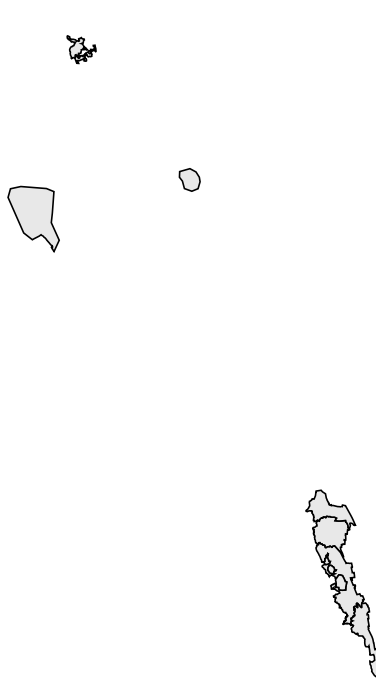
b. Ukhia | Number of alerts



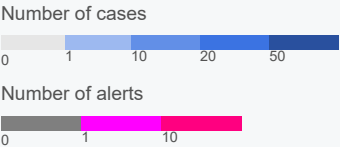
c. Teknaf | Number of cases



d. Teknaf | Number of alerts



Map legend



Alert threshold  
1 case. Source: IEDCR

Alert management (W24 2023)

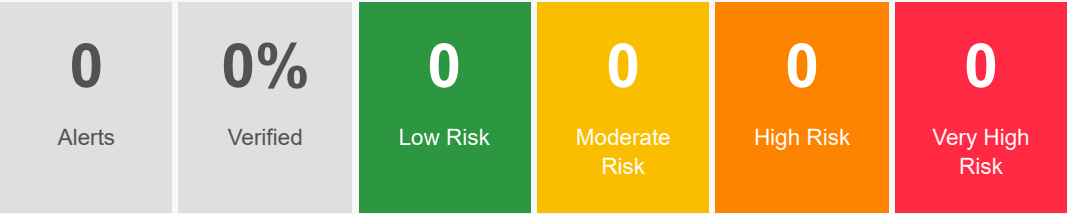


Figure | % sex

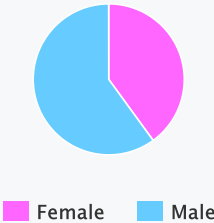


Figure | % age

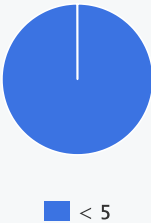
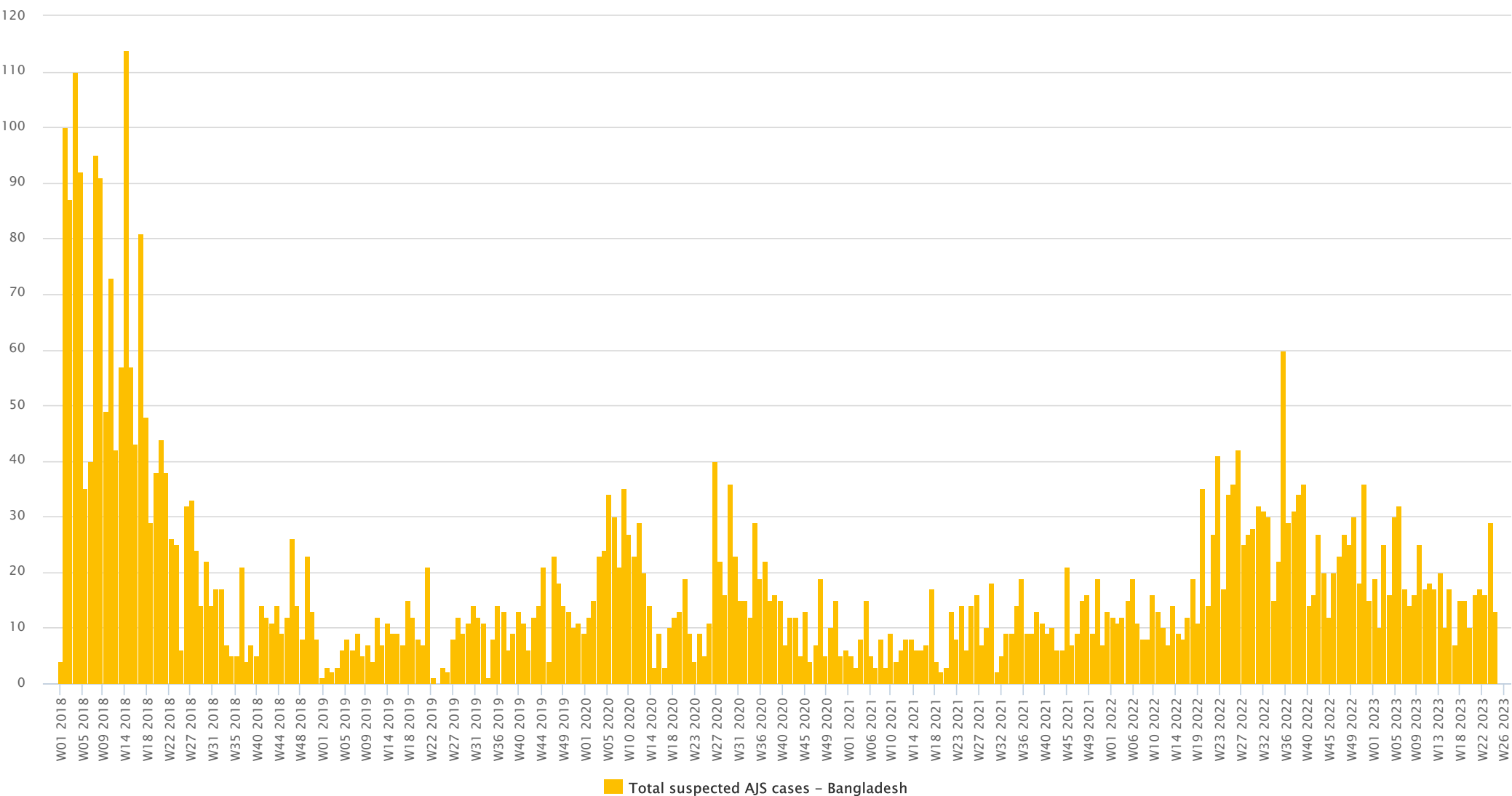


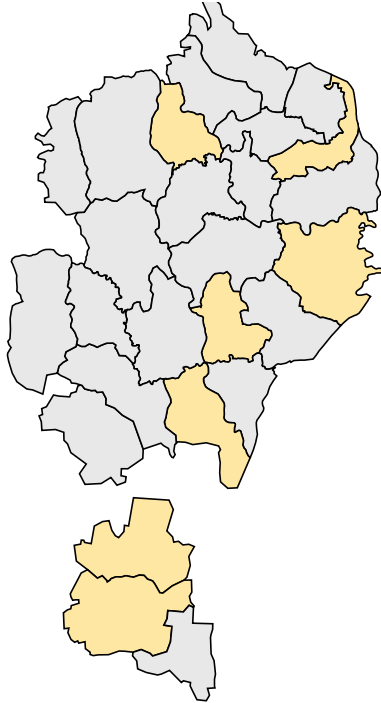


Figure 5 | Trend in number of cases over time (W38 2017 - W24 2023)

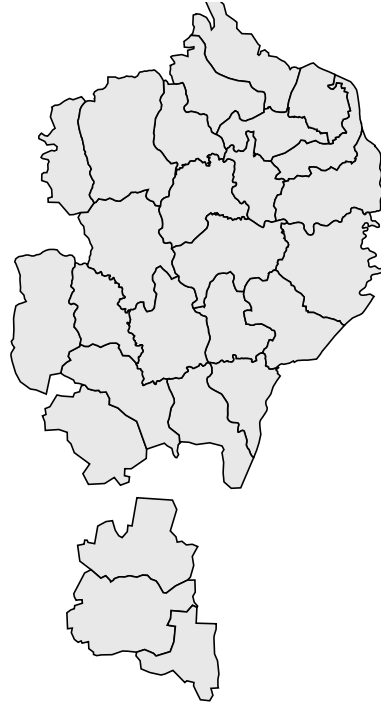


**Map 3 | Map of cases by camp (W37 2017 - W24 2023)**

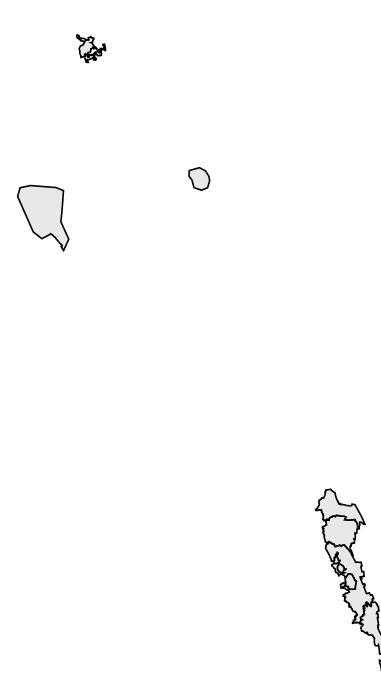
**a. Ukhia | Number of cases**



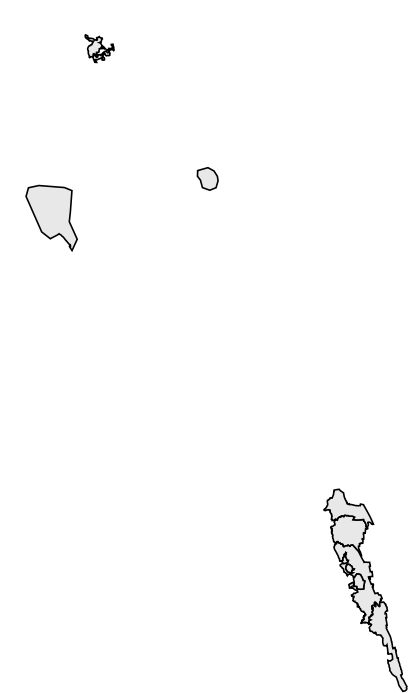
**b. Ukhia | Number of alerts**



**c. Teknaf | Number of cases**



**d. Teknaf | Number of alerts**



## Map legend

Number of cases



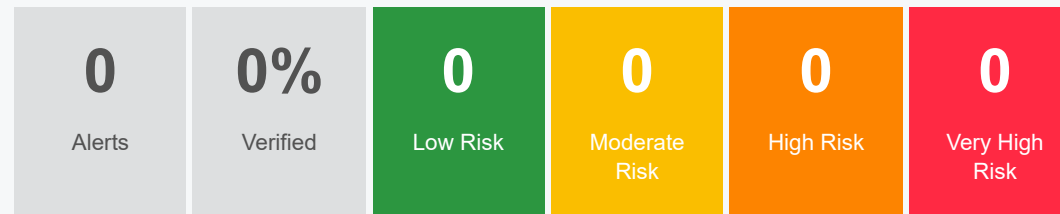
Number of alerts



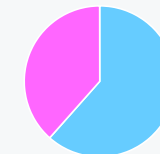
## Alert threshold

A cluster of 3 or more cases seen in a health facility. *Source: IEDCR*

## Alert management (W24 2023)

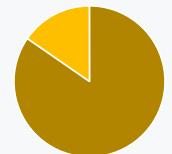


## Figure | % sex



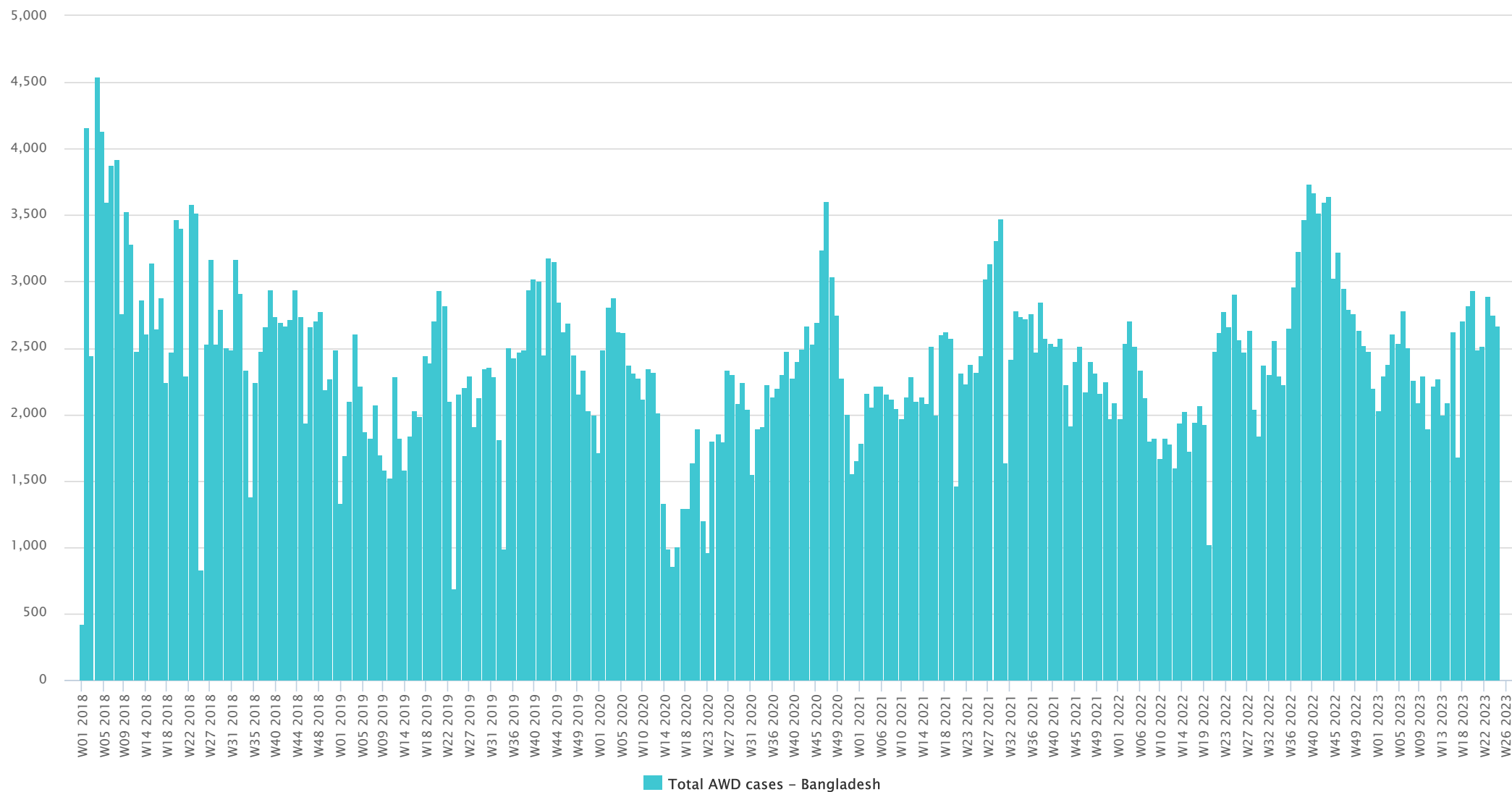
Male Female

## Figure | % age

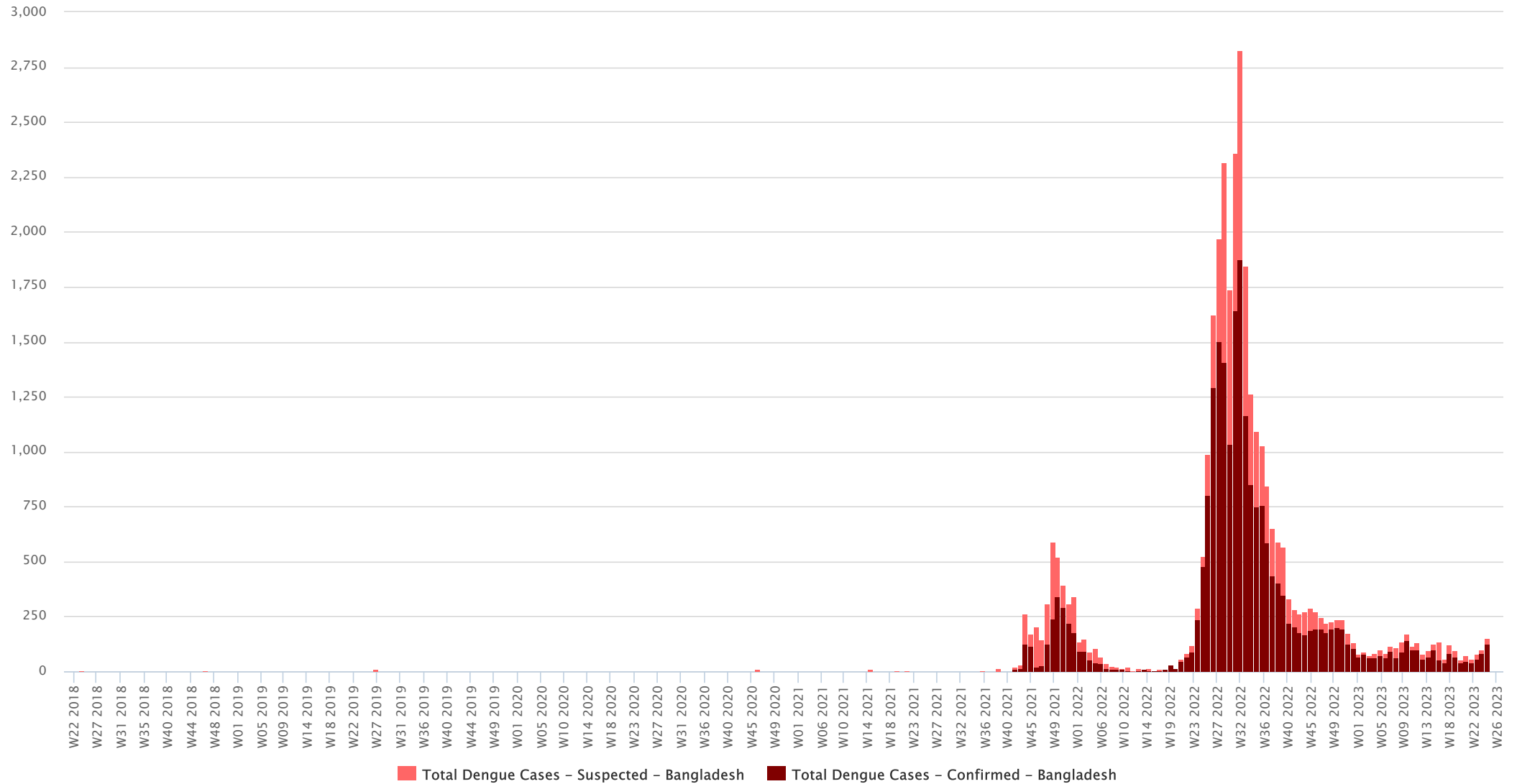


>= 5 < 5

**Figure 6** | Trend in number of cases over time (W38 2017 - W24 2023)

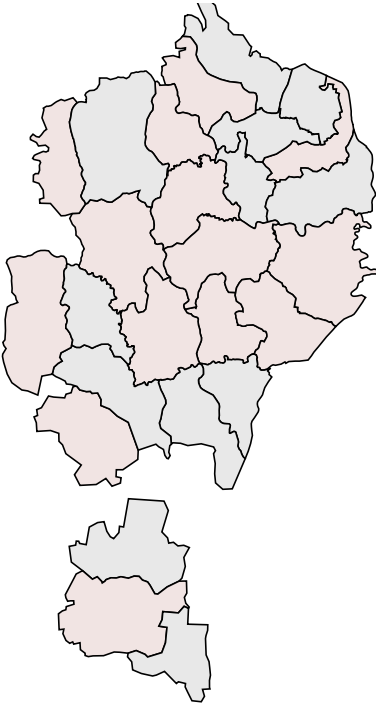


**Figure 7** | Trend in number of cases over time (W38 2017 - W24 2023)



Map 4 | Map of cases by camp (W37 2017 - W24 2023)


a. Ukhia | Number of cases



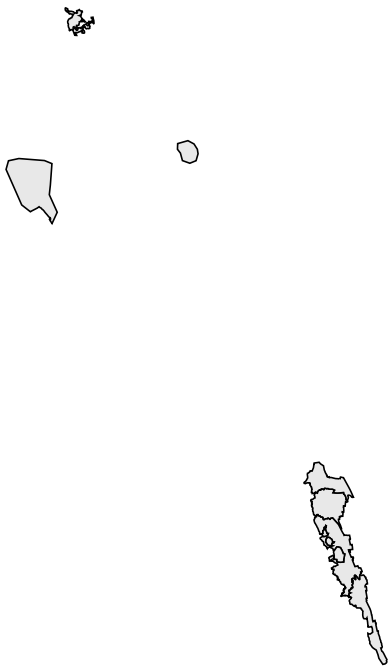
b. Ukhia | Number of alerts



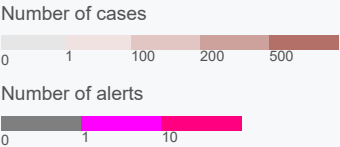
c. Teknaf | Number of cases



d. Teknaf | Number of alerts



Map legend



Alert threshold

Twice the average number of cases over the past 3 weeks. *Source: IEDCR*

Alert management (W24 2023)

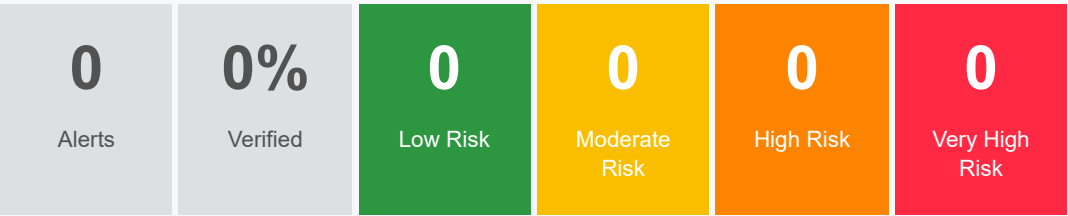


Figure | % sex

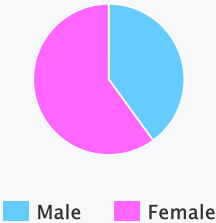


Figure | % age

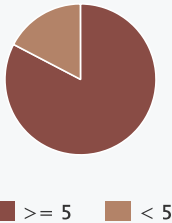
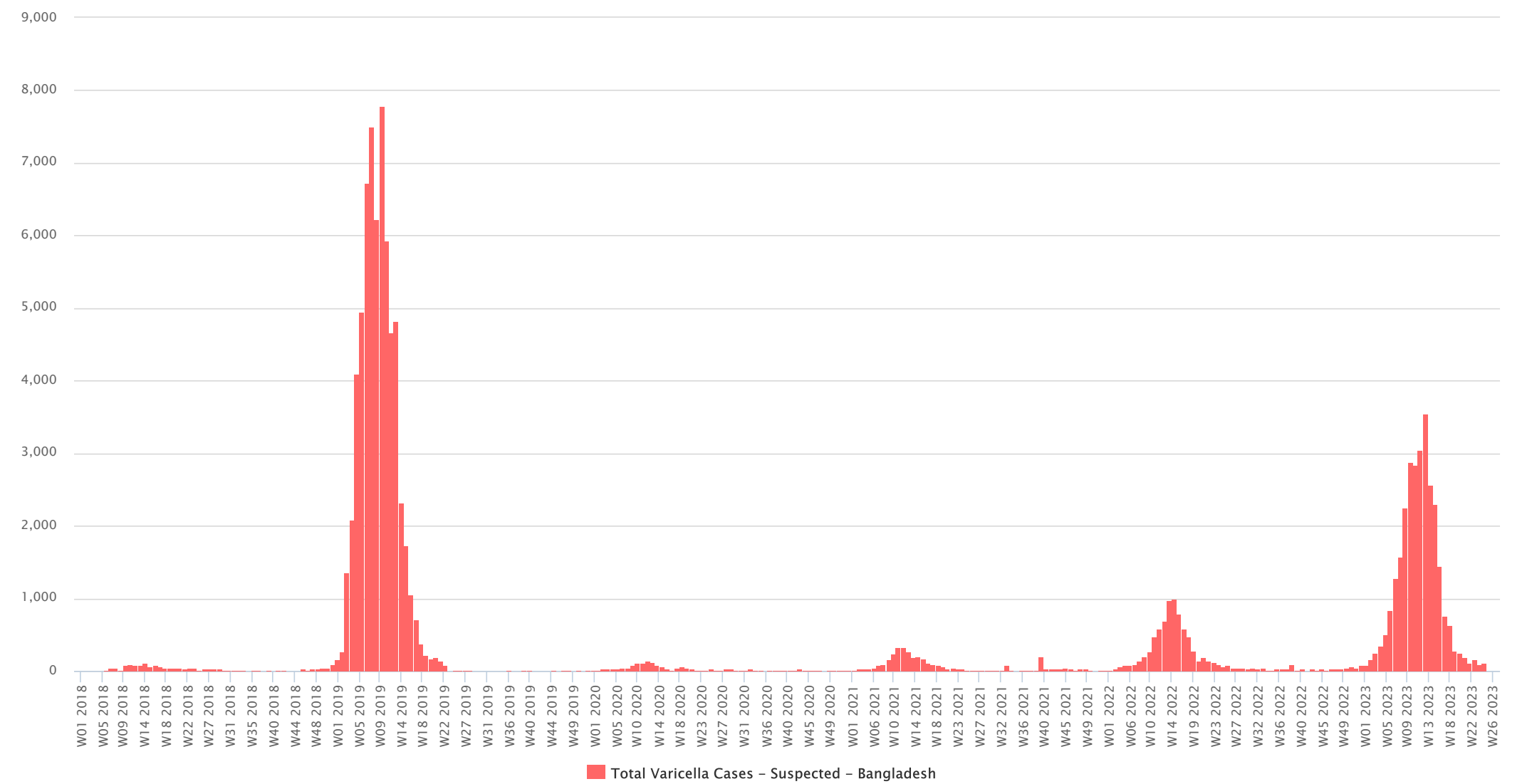
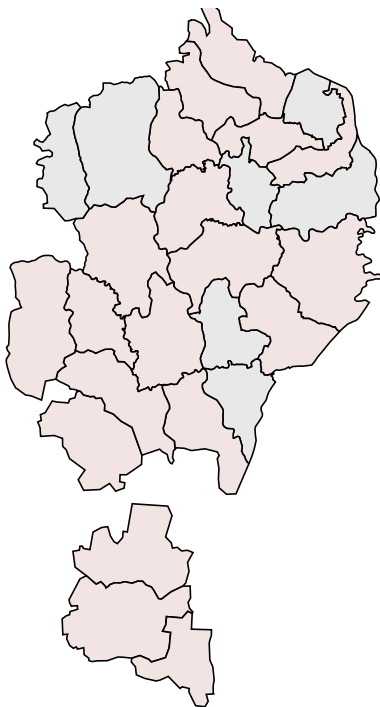


Figure 7 | Trend in number of cases over time (W38 2017 - W24 2023)

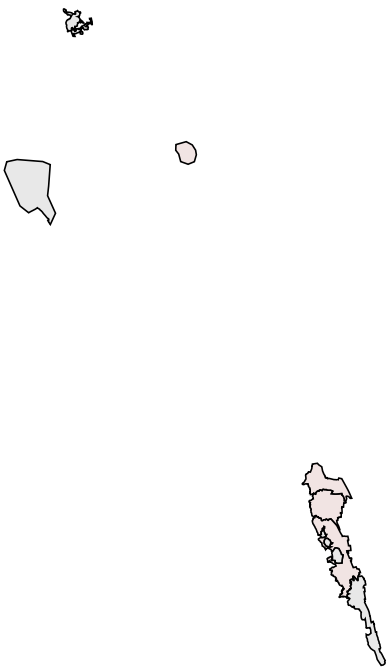


Map 4 | Map of cases by camp (W37 2017 - W24 2023)

a. Ukhia | Number of cases



c. Teknaf | Number of cases



Map legend




Figure | % sex

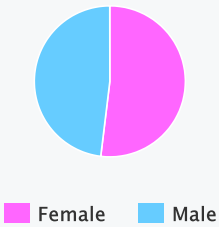
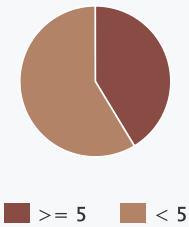


Figure | % age



## For more help and support, please contact:

Dr. Imrul Kayes  
Medical Officer - Civil Surgeon Office (MO-CS)  
Ministry of Health and Family Welfare  
Cox's Bazar, Bangladesh

Telephone: +88 017826296025

Email: mailkayesk65@gmail.com

Dr. David Odhiambo Otieno  
Team Lead\_Epidemiology  
World Health Organization  
Cox's Bazar, Bangladesh

Telephone: +88 017 01202994

Email: otienod@who.int

## Notes

WHO and the Ministry of Health and Family Welfare gratefully acknowledge all partners who have reported the data used in this bulletin.

The data been collected with support from the EWARS project. This is an initiative to strengthen early warning, alert and response in emergencies. It includes an online, desktop and mobile application that can be rapidly configured and deployed in the field. It is designed with frontline users in mind, and built to work in difficult and remote operating environments. This bulletin has been automatically published from the EWARS application.

More information can be found at <http://ewars-project.org>

Sign up for an account with EWARS Bangladesh at <http://bd.ewars.ws>



Ministry of  
Health and  
Family  
Welfare  
Bangladesh



World Health  
Organization



HEALTH SECTOR  
COX'S BAZAR



Global

EWARS