



Epidemiological Highlights

Week 25 (18-24 June) 2023



World Health
Organization

EWARS Reporting Updates for Epi week 25, 2023

Currently, a total of **141 health facilities** are registered in EWARS

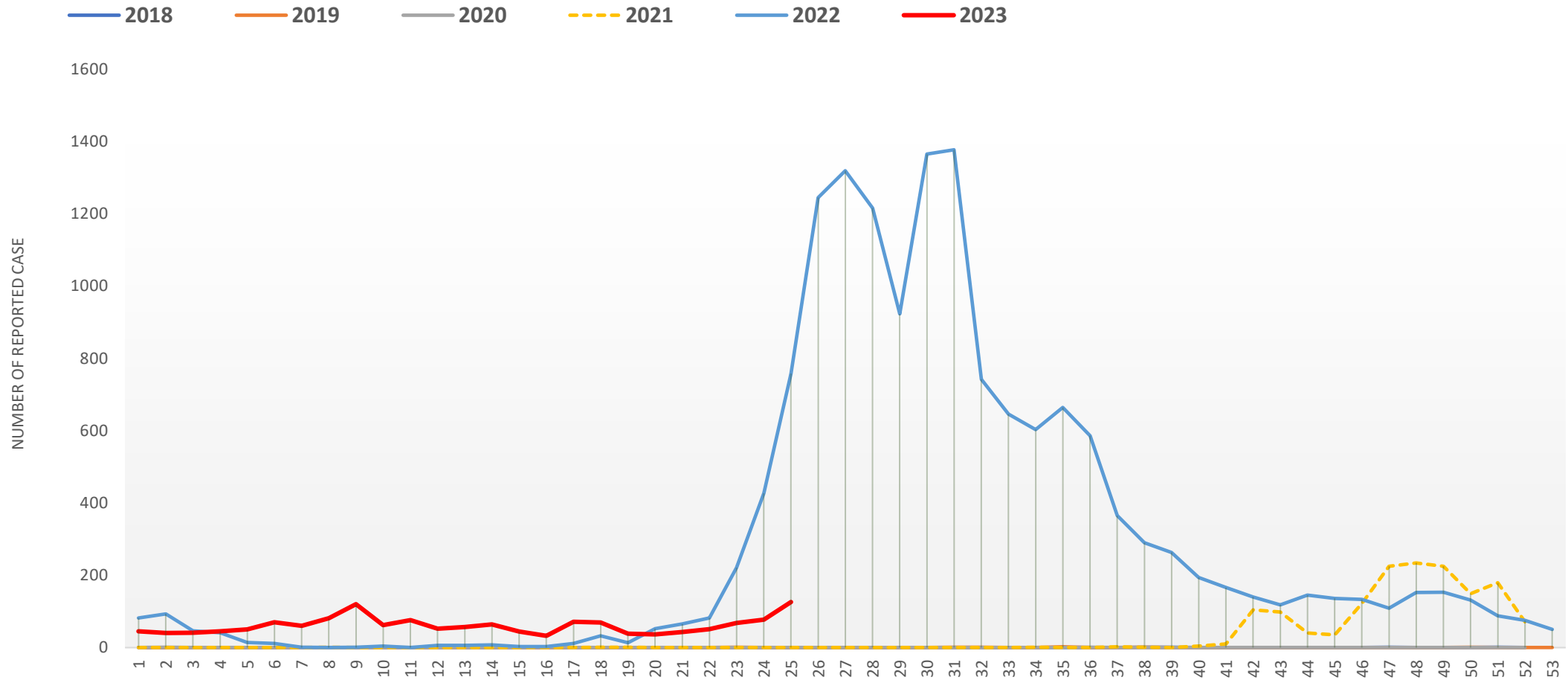
- Of those 133 weekly reports were received on time in this Epi Week
- Timeliness and completeness of weekly reporting were 94% which is beyond the global and national weekly threshold
- Fifty-nine (59) alerts were triggered
- All alerts were reviewed and verified by the WHO EWARS team; this is a 3% drop from the previous week (61 alerts in week 24, 2023)

Weekly Proportionate Morbidity and SARI Mortality among the FDMN population from 2020-Epi 1-25, 2023

- Acute Respiratory Infections (18.3%), Acute Watery Diarrhoea (2.7%), and Injury and wounds (2.7%) were the diseases and health conditions with the highest proportional morbidity this week.
- Monitoring of suspected SARI death under enhanced Community-based mortality surveillance has been continued since week 28, 2020. So far, 26 cases of which none is probable COVID-19 Death, have been reported in 2023
- This Epi week, no new SARI death was reported, and upon investigation, none met reclassification as probable COVID-19 death as highlighted below:

Year	Suspected SARI death reported (current week)	Reclassified as death due to probable COVID-19
2023	26 (0)	0
2022	136	8
2021	96	15
2020	49	2

Annual trends of confirmed Dengue cases among FDMN and host population in Cox's Bazar from 2018 to Epi Week 25, 2023



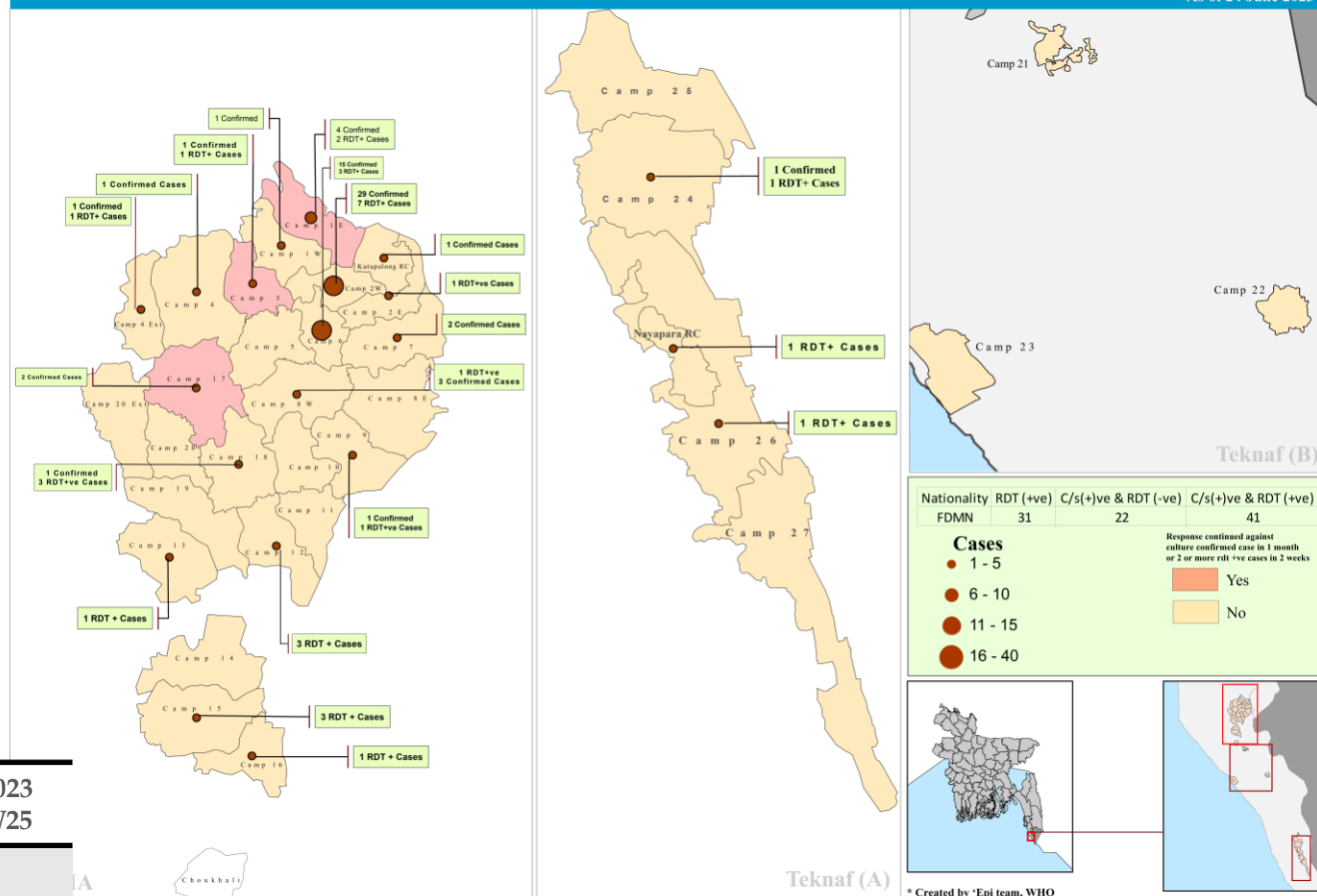
- ❑ Cumulative of 1,518 confirmed dengue cases including four (4) deaths (CFR 0.3%) have so far been reported in 2023
- ❑ The current transmission is a continuation of that for 2021 and 2022 (possible endemic transmission established)
- ❑ Camp 3 and the surrounding camps continue to bear the greatest burden of the cases so far reported in 2023 similar to 2022

Cholera/AWD Surveillance Updates

- In this week, no new cholera case was reported
- A total of 116 cases of which 38 RDT-positive AWD/cholera suspected cases and 78 culture-confirmed Cholera cases have so far been reported in (Epi week 1-25) 2023.
- Cumulatively there are 978 RDT AWD cases/Cholera suspects reported while 480 cases were culture-confirmed since transmission in 2018.

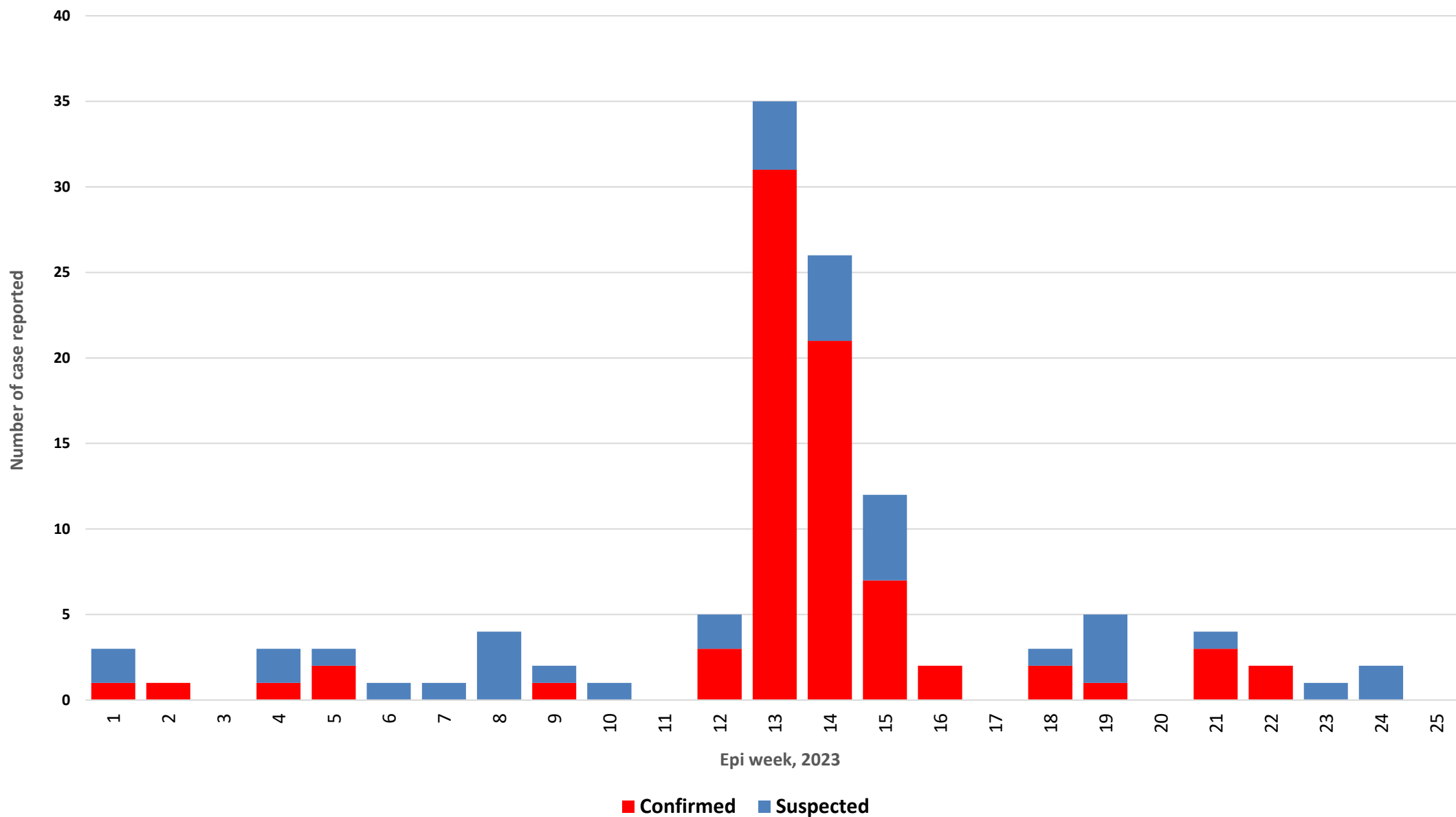
Distribution of RDT positive and culture confirmed for Cholera cases in FDMN 2023

As of 24 June 2023

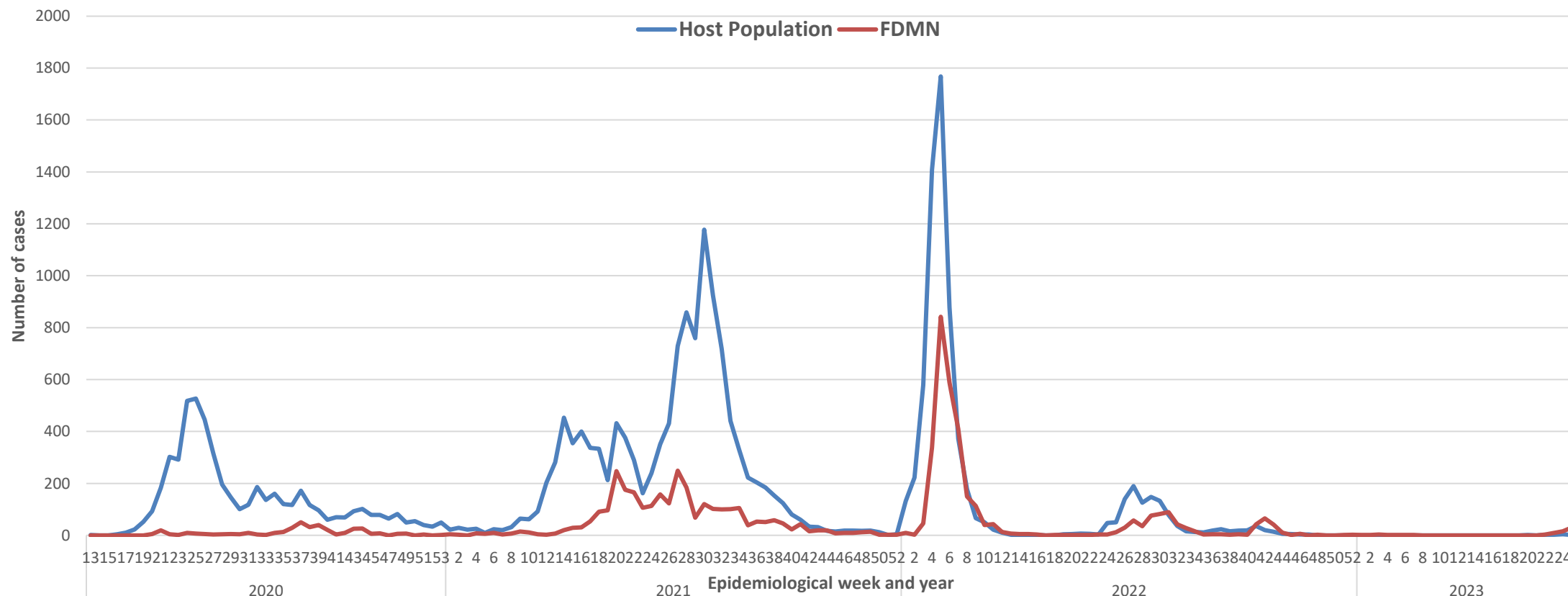


	2018	2019	2020	2021	2022	2023 W25
RDT positive AWD cases/Suspected Cholera cases	49	258	28	357	170	116
Culture confirmed for Cholera	7	184	5	136	70	78

Weekly trends of suspected and confirmed cholera cases from Epi Week 1-25



Weekly Trends of COVID-19 Cases among FDMN and Host Population in Cox's Bazar District from Epi Week 13, 2020- Epi Week 25, 2023



FDMNs: Thirty (30) new confirmed cases were reported this week from FDMN Camps, weekly TPR is 10.6% and case incidence was 32.5 cases/1million/week

Host Population: One (1) new confirmed case was reported this week from the Teknaf Host community, weekly TPR is 2.4% and case incidence was 0.4 cases/1m/week

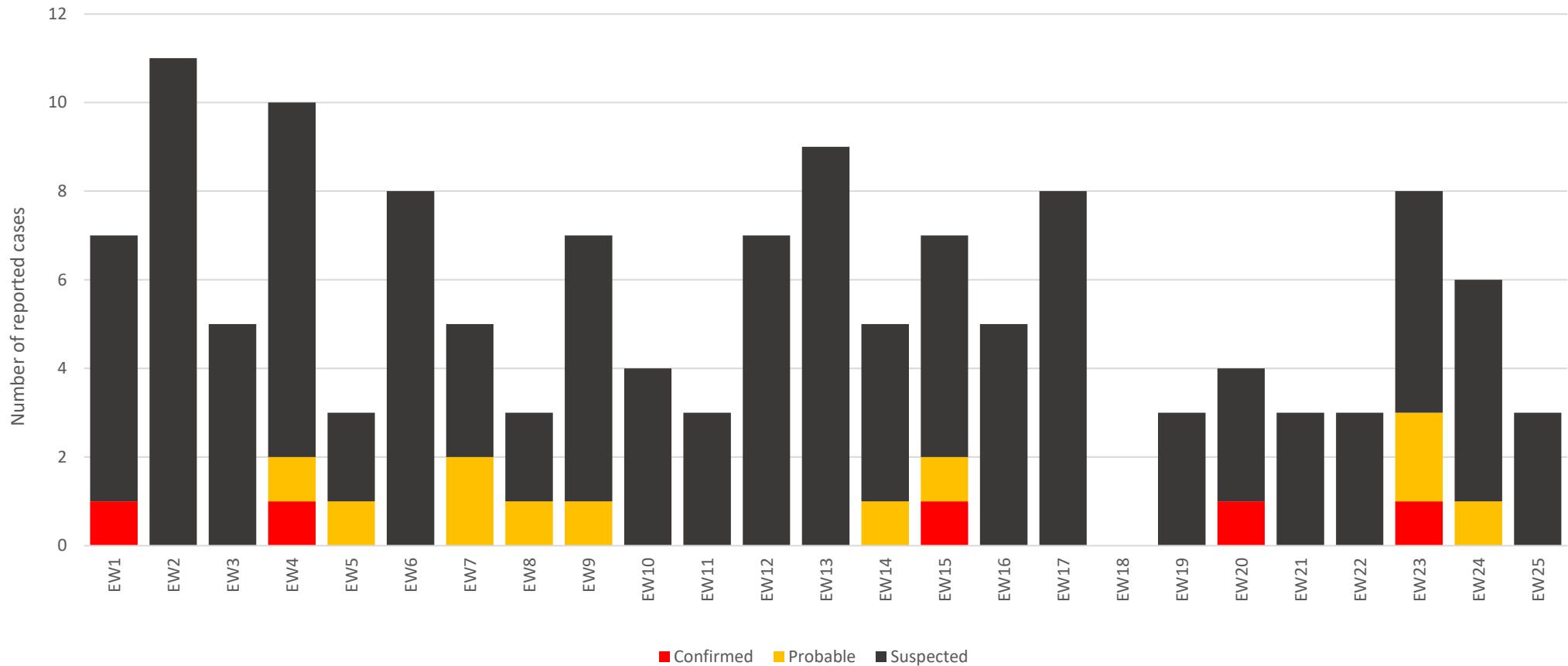
Weekly and annual Diphtheria Surveillance Updates from 2017- Epi week 25, 2023

- Three (3) suspected diphtheria case was reported in go.data in this Epi week
- The last confirmed case was reported on 6 June 2023
- About 137 cases (5 confirmed, 11 probable and 121 suspected) of which there was one (1) death reported so far reported in 2023.
- In total 54 deaths have so far been reported since 2017, with the last death reported on 18 October 2022

Classification	2017	2018	2019	2020	2021	2022	2023
Confirmed	66	226	31	19	30	56	5
Probable	1154	1555	60	9	29	3	11
Suspected	1796	3549	523	198	118	349	121
Death	30	14	3	0	5	2	1

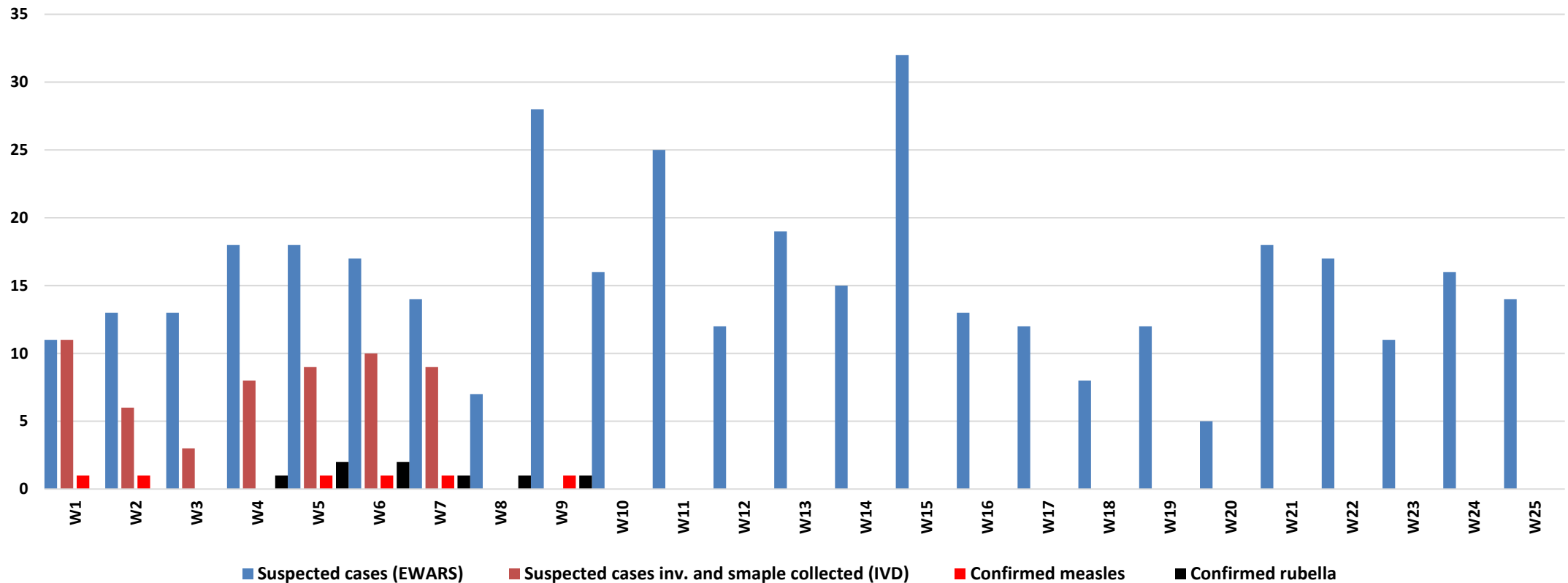
Weekly trends of Diphtheria cases from week 1-25, 2023

Total number of diphtheria case reported in EWARS from week 1-25, 2023



- Persistent transmission continues to be reported, Diphtheria vaccination campaign concluded in all 33 camps with 92% coverage

Epi Curve of Weekly Suspected Measles Cases week 1-25, 2023



- Fourteen (14) suspected measles cases were reported this Epi week
- Total of 384 cases were reported through EWARS, 58 cases were reported through IVD case-based surveillance of which 14 were confirmed through the lab (IgM positive)
- Six (6) confirmed cases were measles and 8 were rubella confirmed
- Epidemiology and IVD units undertaking investigations

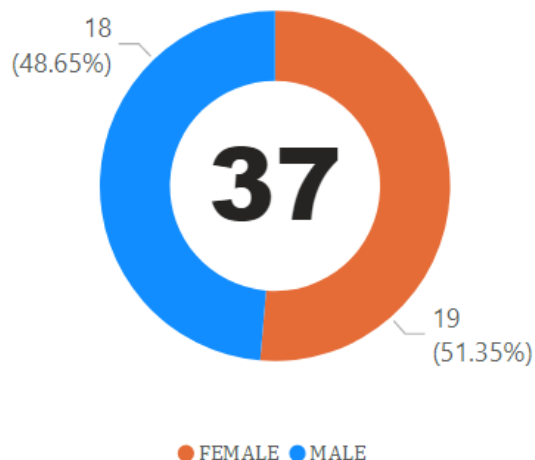
Community-based Mortality surveillance updates Epi week 25, 2023

Probable causes of death	Epi week 25	In 2023
Still Birth	2 (5%)	153 (12%)
Neonatal Death (<28 days old)	6 (16%)	144 (11%)
Infectious Disease	1 (3%)	38 (3%)
Severe Acute Respiratory Infection (SARI)	--	19 (2%)
Injury	3 (8%)	30 (2%)
Maternal Death	1 (3%)	25 (2%)
Acute Malnutrition	--	2 (0%)
Other	24 (65%)	914 (69%)
Total	37 (100%)	1325 (100%)

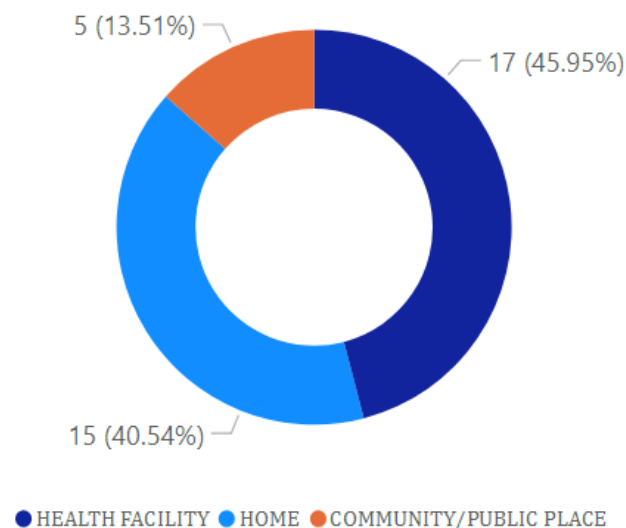
Partners to report all mortalities into the EWARS platform using both case and event-based reporting as applicable

Community-based Mortality Surveillance updates Epi week 25, 2023

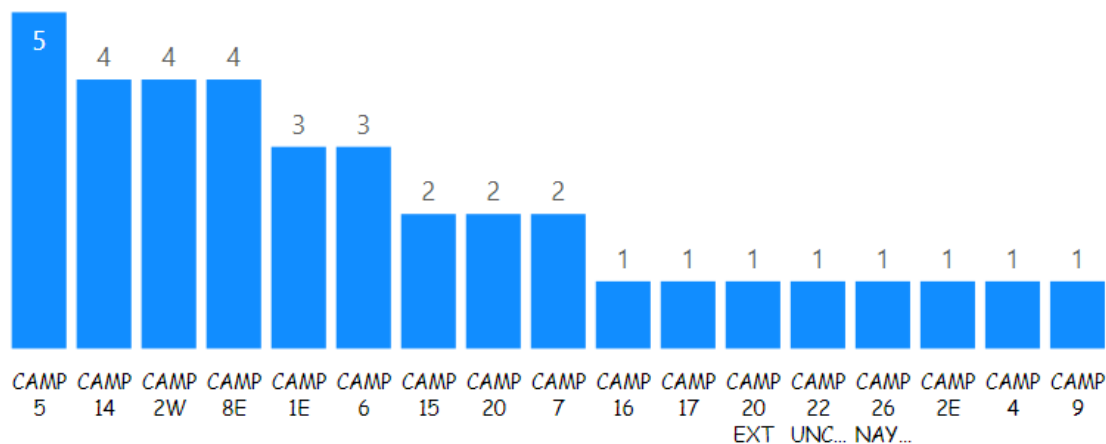
Gender distribution



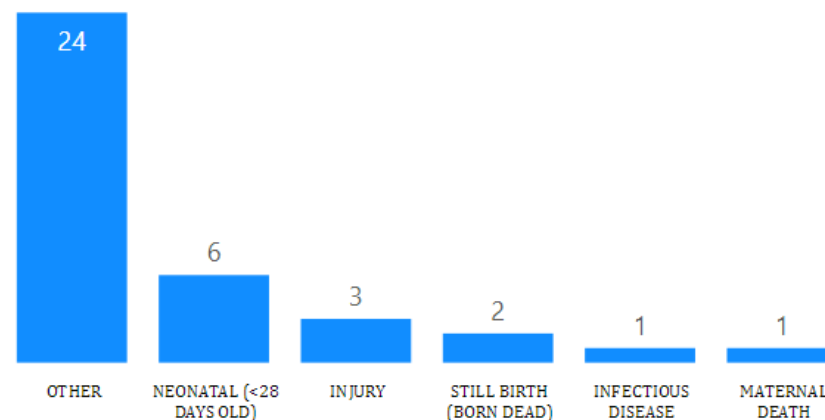
Place of death



Distribution of deceased Camp



Distribution of Probable cause of death



Bangladesh

Rohingya Emergency Response

Early Warning, Alert and
Response System (EWARS)

Epidemiological Bulletin W25 2023



Ministry of Health and Family
Welfare Bangladesh



World Health
Organization



HEALTH SECTOR
COX'S BAZAR



Printed: 09:54 Wednesday, 02 August 2023 UTC

Contents

Highlights

Slide 1	Table 1 Coverage
	Table 2 Early warning performance
	Table 3 Alert performance

Early Warning

Slide 2	Map 1a Ukhia completeness by site/zone
	Map 1b Teknaf completeness by site/zone
Slide 3	Table 4 Ukhia (Northern group) performance by site/zone
	Map 2 Ukhia (Northern group) completeness by site/zone
Slide 4	Table 5 Ukhia (Southern group) performance by site/zone
	Map 3 Ukhia (Southern group) completeness by site/zone
Slide 5	Table 6 Teknaf performance by site/zone
	Map 4 Teknaf completeness by site/zone
Slide 6	Table 7 Performance by partner

Alert

Slide 7	Table 8 Ukhia (Northern group) alerts by site/zone
	Map 5 Ukhia (Northern group) alerts site/zone
Slide 8	Table 9 Ukhia (Southern group) alerts by site/zone
	Map 6 Ukhia (Southern group) alerts site/zone
Slide 9	Table 10 Teknaf alerts by site/zone
	Map 7 Teknaf alerts site/zone
Slide 10	Table 11 Performance by type of alert
	Table 12 Risk Assessment

Sources of data

1. Weekly EWARS Reporting Form
2. Mortality Case Report Form
3. Event-based Surveillance Form

Highlights W25 2023

Table 1 | Coverage

#	%	
952,309	-	Estimated total Rohingya population ¹
923,358	97%	Total population under surveillance
152	-	Total number of health facilities
141	93%	Number of EWARS reporting sites

Table 2 | Early warning performance indicators

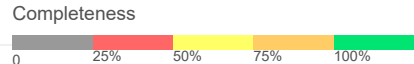
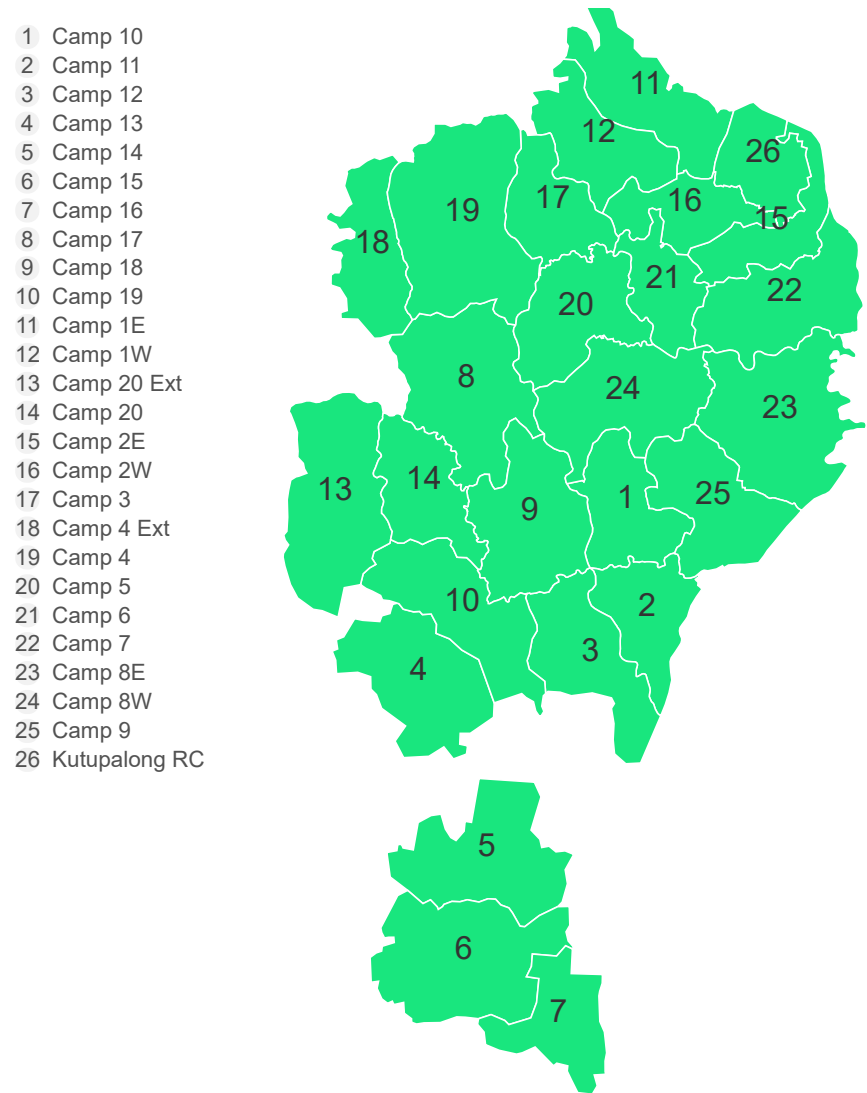
W25	Cumulative (2023)	
133	4344	Number of weekly reports received
94%	95%	Completeness
94%	87%	Timeliness

Table 3 Alert performance indicators

W25	Cumulative (2023)	
59	2,172	Total alerts raised
100%	100%	% verified
0%	0%	% auto-discarded
0%	0%	% undergoing risk assessment
0%	0%	% completed risk assessment

¹ Source: UNHCR. Bangladesh: Joint Government of Bangladesh- UNHCR Population Factsheet. 31 December 2021.

Map 1a | Ukhia completeness by camp



Map 1b | Teknaf completeness by camp

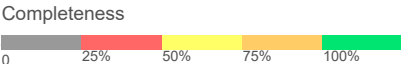
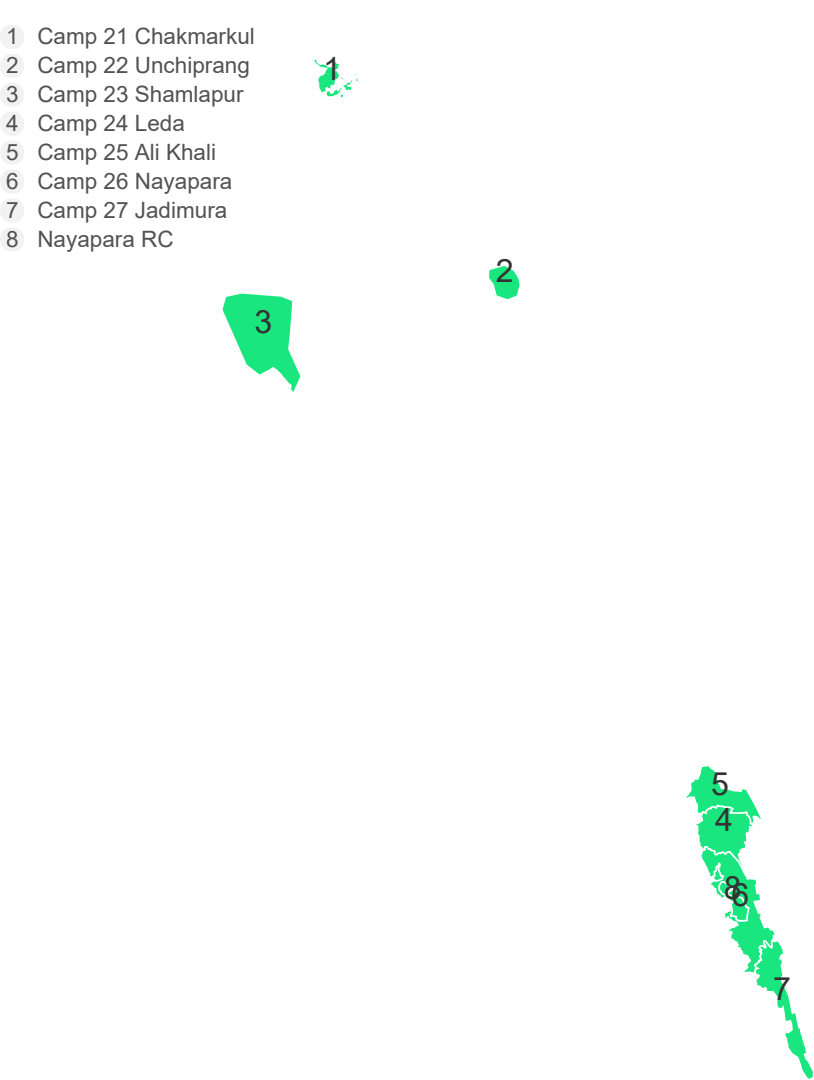


Table 4 | Performance by camp (W25 2023)

Northern group	Reporting		Performance	
	# health facilities	# reports received	Completeness	Timeliness
Ukhia Northern Group				
Camp 1E	4	4	100%	75%
Camp 1W	4	4	100%	100%
Camp 2E	3	3	100%	83%
Camp 2W	4	4	100%	88%
Camp 3	3	3	100%	100%
Camp 4	5	4	100%	80%
Camp 4 Ext	1	1	100%	100%
Camp 5	4	4	100%	100%
Camp 6	2	1	50%	50%
Camp 7	4	4	100%	63%
Camp 8E	9	9	100%	88%
Camp 8W	3	3	100%	100%
Kutupalong RC	2	2	100%	100%

Map 2 | Completeness by camp

- 1 Camp 1E
- 2 Camp 1W
- 3 Camp 2E
- 4 Camp 2W
- 5 Camp 3
- 6 Camp 4 Ext
- 7 Camp 4
- 8 Camp 5
- 9 Camp 6
- 10 Camp 7
- 11 Camp 8E
- 12 Camp 8W
- 13 Kutupalong RC

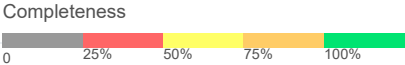
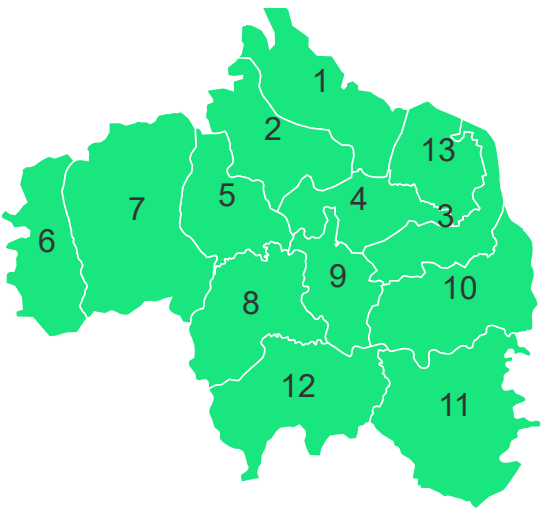


Table 5 | Performance by camp (W25 2023)

Southern group	Reporting		Performance	
	# health facilities	# reports received	Completeness	Timeliness
Ukhia Southern Group				
Camp 10	4	4	100%	88%
Camp 11	3	3	100%	67%
Camp 12	5	5	100%	80%
Camp 13	7	7	100%	79%
Camp 14	6	6	100%	75%
Camp 15	8	7	88%	69%
Camp 16	7	6	86%	57%
Camp 17	3	3	100%	100%
Camp 18	4	4	100%	100%
Camp 19	3	3	100%	83%
Camp 20	3	3	67%	83%
Camp 20 Ext	2	2	100%	100%
Camp 9	5	5	100%	80%

Map 3 | Completeness by camp

- 1 Camp 10
- 2 Camp 11
- 3 Camp 12
- 4 Camp 13
- 5 Camp 14
- 6 Camp 15
- 7 Camp 16
- 8 Camp 17
- 9 Camp 18
- 10 Camp 19
- 11 Camp 20 Ext
- 12 Camp 20
- 13 Camp 9

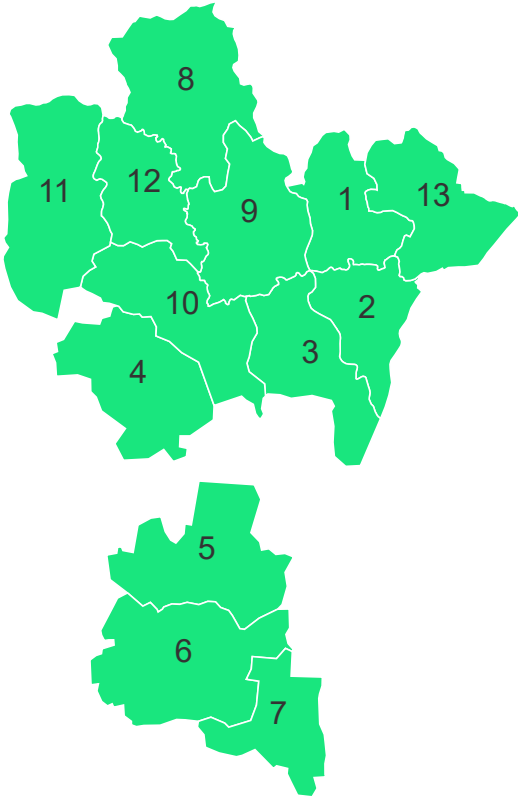


Table 6 | Performance by camp (W25 2023)

Teknaf	Reporting		Performance	
	# health facilities	# reports received	Completeness	Timeliness
Ukhia Teknaf				
Camp 21 Chakmarkul	3	3	100%	83%
Camp 22 Unchiprang	4	3	75%	50%
Camp 23 Shamlapur	2	2	100%	50%
Camp 24 Leda	2	2	100%	100%
Camp 25 Ali Khali	3	3	100%	100%
Camp 26 Nayapara	4	3	75%	75%
Camp 27 Jadimura	2	2	100%	100%
Nayapara RC	2	2	100%	100%

Map 4 | Completeness by camp

- 1 Camp 21 Chakmarkul
- 2 Camp 22 Unchiprang
- 3 Camp 23 Shamlapur
- 4 Camp 24 Leda
- 5 Camp 25 Ali Khali
- 6 Camp 26 Nayapara
- 7 Camp 27 Jadimura
- 8 Nayapara RC



Table 7 | Performance by partner (W25 2023)

Partner	Performance		Reporting		Partner	Performance		Reporting	
	# sites	# reports received	Completeness	Timeliness		# sites	# reports received	Completeness	Timeliness
AKF	2	1	50%	50%	IRC	6	2	67%	67%
AWARD	12	6	50%	50%	MSF	16	7	88%	75%
BASHMAH	2	0	0%	0%	MoH	24	10	75%	75%
BDRCS	18	9	50%	50%	MHI	2	2	200%	200%
BRAC	10	10	50%	0%	Medair	0	0		
CARE	8	4	50%	0%	FH/MTI	8	4	100%	100%
GH/CPI	2	1	50%	50%	PRANTIC	2	1	50%	50%
DBC	2	1	50%	50%	PULSE	2	1	50%	50%
DSK	2	0	0%	0%	QC	2	1	50%	50%
DCHT-PWJ	2	1	50%	50%	PHD	16	8	100%	100%
FRNDS	8	4	100%	100%	RPN	4	2	50%	50%
GK	20	10	100%	90%	RHU	6	3	50%	100%
Global One	0	0			RI	0	0		
GUSS	2	1	50%	50%	RTMI	14	7	100%	100%
HAEFA	4	2	50%	50%	SALT	2	0	0%	0%
HAIB	0	0			SCI	12	6	100%	100%
HMBDF	4	2	100%	100%	DCHT-MM	2	1	50%	50%
HOPE	2	1	50%	50%	Turkish Government	2	1	50%	50%
ICRC	0	0			TdH	4	2	100%	100%
IOM	37	19	100%	84%					

Table 8 | Performance by camp

Northern group	W25		Cumulative (2023)	
	# alerts	% verif.	# alerts	% verif.
Alerts Northern group				
Camp 1E	3	67%	73	93%
Camp 1W	3	67%	105	93%
Camp 2E	8	75%	267	90%
Camp 2W	7	86%	127	98%
Camp 3	0	0%	102	99%
Camp 4	1	0%	99	91%
Camp 4 Ext	1	100%	21	95%
Camp 5	2	0%	52	87%
Camp 6	3	100%	48	94%
Camp 7	2	50%	43	95%
Camp 8E	1	100%	67	96%
Camp 8W	3	100%	114	95%
Kutupalong RC	0	0%	35	89%

Map 5 | Number of alerts by camp

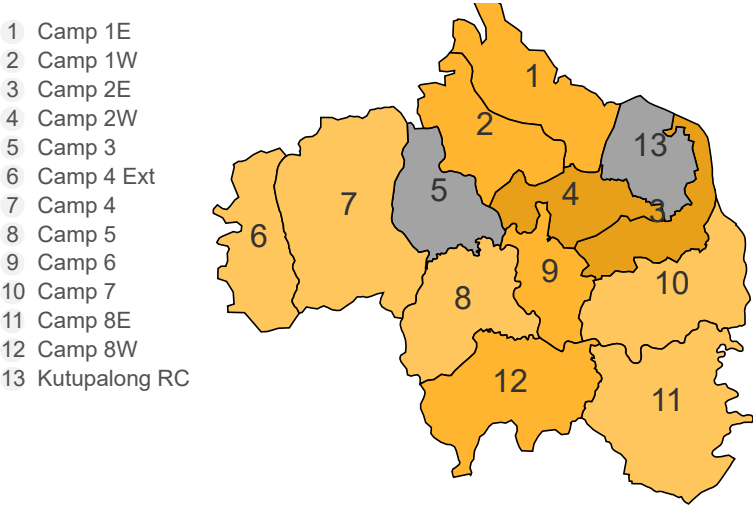


Table 9 | Performance by camp

Southern group	W25		Cumulative (2023)	
	# alerts	% verif.	# alerts	% verif.
Alerts Northern group				
Camp 10	1	100%	41	88%
Camp 11	0	0%	35	97%
Camp 12	2	50%	51	94%
Camp 13	0	0%	76	95%
Camp 14	3	100%	69	97%
Camp 15	2	50%	75	93%
Camp 16	1	100%	62	98%
Camp 17	1	0%	32	97%
Camp 18	1	0%	97	92%
Camp 19	0	0%	12	100%
Camp 20	2	50%	44	86%
Camp 20 Ext	0	0%	14	100%
Camp 9	2	100%	67	91%

Map 6 | Number of alerts by camp

- 1 Camp 10
- 2 Camp 11
- 3 Camp 12
- 4 Camp 13
- 5 Camp 14
- 6 Camp 15
- 7 Camp 16
- 8 Camp 17
- 9 Camp 18
- 10 Camp 19
- 11 Camp 20 Ext
- 12 Camp 20
- 13 Camp 9

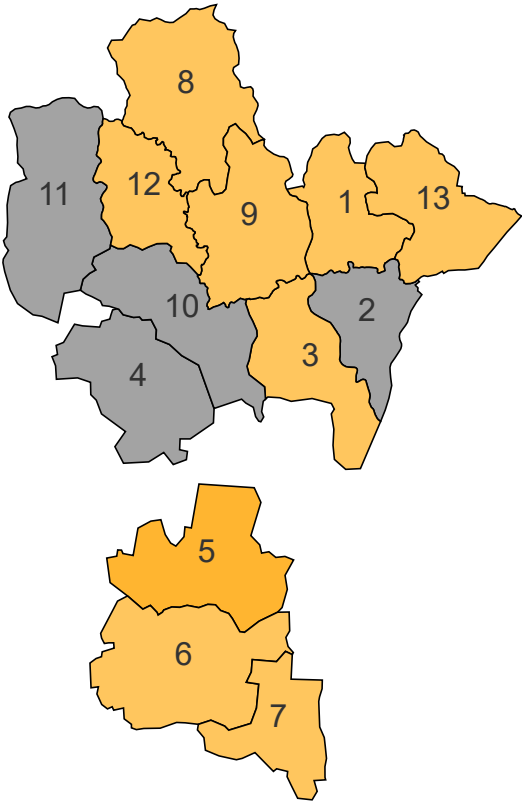


Table 10 | Performance by camp

Teknaf	W25		Cumulative (2023)	
	# alerts	% verif.	# alerts	% verif.
Alerts Northern group				
Camp 21 Chakmarkul	2	100%	60	100%
Camp 22 Unchiprang	3	67%	60	93%
Camp 23 Shamlapur	0	0%	3	100%
Camp 24 Leda	5	100%	136	96%
Camp 25 Ali Khali	0	0%	11	91%
Camp 26 Nayapara	0	0%	20	90%
Camp 27 Jadimura	0	0%	7	100%
Nayapara RC	0	0%	28	93%

Map 7 | Number of alerts by camp

- 1

Camp 21 Chakmarkul
- 2

Camp 22 Unchiprang
- 3

Camp 23 Shamlapur
- 4

Camp 24 Leda
- 5

Camp 25 Ali Khali
- 6

Camp 26 Nayapara
- 7

Camp 27 Jadimura
- 8

Nayapara RC




Table 11 | Performance by type of alert

Event	W25		Cumulative (2023)	
	# alerts	% verif.	# alerts	% verif.
Indicator-based surveillance				
Malaria	0	0%	0	0%
Measles	0	0%	64	100%
Bloody Diarr.	0	0%	0	0%
AFP	0	0%	9	89%
Meningitis	0	0%	12	92%
Haem. fever (susp.)	0	0%	9	78%
NNT	0	0%	1	100%
Unexp. fever	0	0%	33	100%
AWD	0	0%	30	100%
ARI	0	0%	27	100%
AJS	0	100%	21	95%
Varicella (Susp.)	0	100%	92	100%
Suspected COVID-19	0	0%	0	0%
Event-based surveillance				
EBS total	6	50%	168	77%

Table 12 | Risk assessment

W25	Cumulative (2023)	
0	0	Low risk
0	0	Moderate risk
0	0	High risk
0	0	Very high risk

For more help and support, please contact:

Dr. Imrul Kayes
Medical Officer - Civil Surgeon Office (MO-CS)
Ministry of Health and Family Welfare
Cox's Bazar, Bangladesh
Telephone: +88 01726296025
Email: mailkayesk65@gmail.com

Dr. David Odhiambo Otieno
Team Lead_Epidemiology
World Health Organization
Cox's Bazar, Bangladesh
Telephone: +88 017 01202994
Email: otienod@who.int

Notes

WHO and the Ministry of Health and Family Welfare gratefully acknowledge all partners who have reported the data used in this bulletin.

The data been collected with support from the EWARS project. This is an initiative to strengthen early warning, alert and response in emergencies. It includes an online, desktop and mobile application that can be rapidly configured and deployed in the field. It is designed with frontline users in mind, and built to work in difficult and remote operating environments. This bulletin has been automatically published from the EWARS application.

More information can be found at <http://ewars-project.org>

Sign up for an account with EWARS Bangladesh at <http://bd.ewars.ws>



Ministry of
Health and
Family
Welfare
Bangladesh



World Health
Organization



HEALTH SECTOR
COX'S BAZAR



Global
EWARS

Bangladesh

Rohingya Emergency Response

Early Warning, Alert and Response System (EWARS)

Annex W25 2023



Ministry of Health and Family
Welfare Bangladesh



World Health
Organization



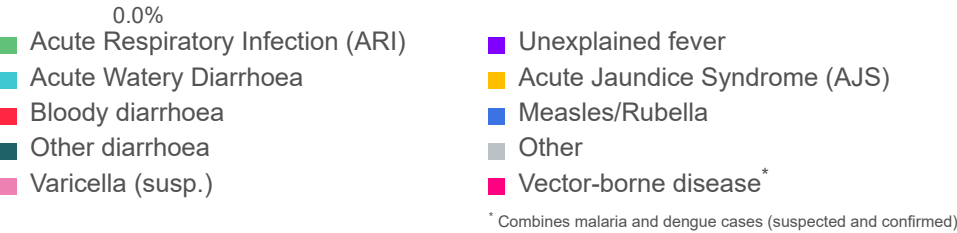
HEALTH SECTOR
COX'S BAZAR



Printed: 09:58 Wednesday, 02 August 2023 UTC

Proportional morbidity

Figure 1 | Proportional morbidity (W25 2023)



Disease	W25		2023	
	# cases	% morbidity	# cases	% morbidity
AWD	2,767	2.7%	73,704	2.6%
Bloody diarr.	292	0.3%	7,276	0.3%
Other diarr.	1,269	1.2%	35,756	1.2%
Susp. Varicella	83	0.1%	28,889	1.0%
ARI	18,608	18.3%	531,183	18.5%
Measles/Rub.	14	0.0%	467	0.0%
AFP	2	0.0%	128	0.0%
Susp. mening.	4	0.0%	139	0.0%
AJS	17	0.0%	516	0.0%
Susp. HF	27	0.0%	207	0.0%
Neo. tetanus	1	0.0%	3	0.0%
Adult tetanus	0	0.0%	7	0.0%
Malaria (conf.)	4	0.0%	114	0.0%
Malaria (susp.)	87	0.1%	2,208	0.1%
Dengue (conf.)	178	0.2%	6,510	0.2%
Dengue (susp.)	40	0.0%	2,502	0.1%
Unexpl. fever	903	0.9%	24,399	0.8%
Sev. Malnut.	55	0.1%	1,928	0.1%
Inj./Wounds	2,721	2.7%	72,131	2.5%
Other	74,709	73.3%	2,084,524	72.5%
Total	101,011	100%	2,876,117	100%

Trend in consultations and key diseases

Figure 2 | Trend in proportional morbidity for key diseases (W25)

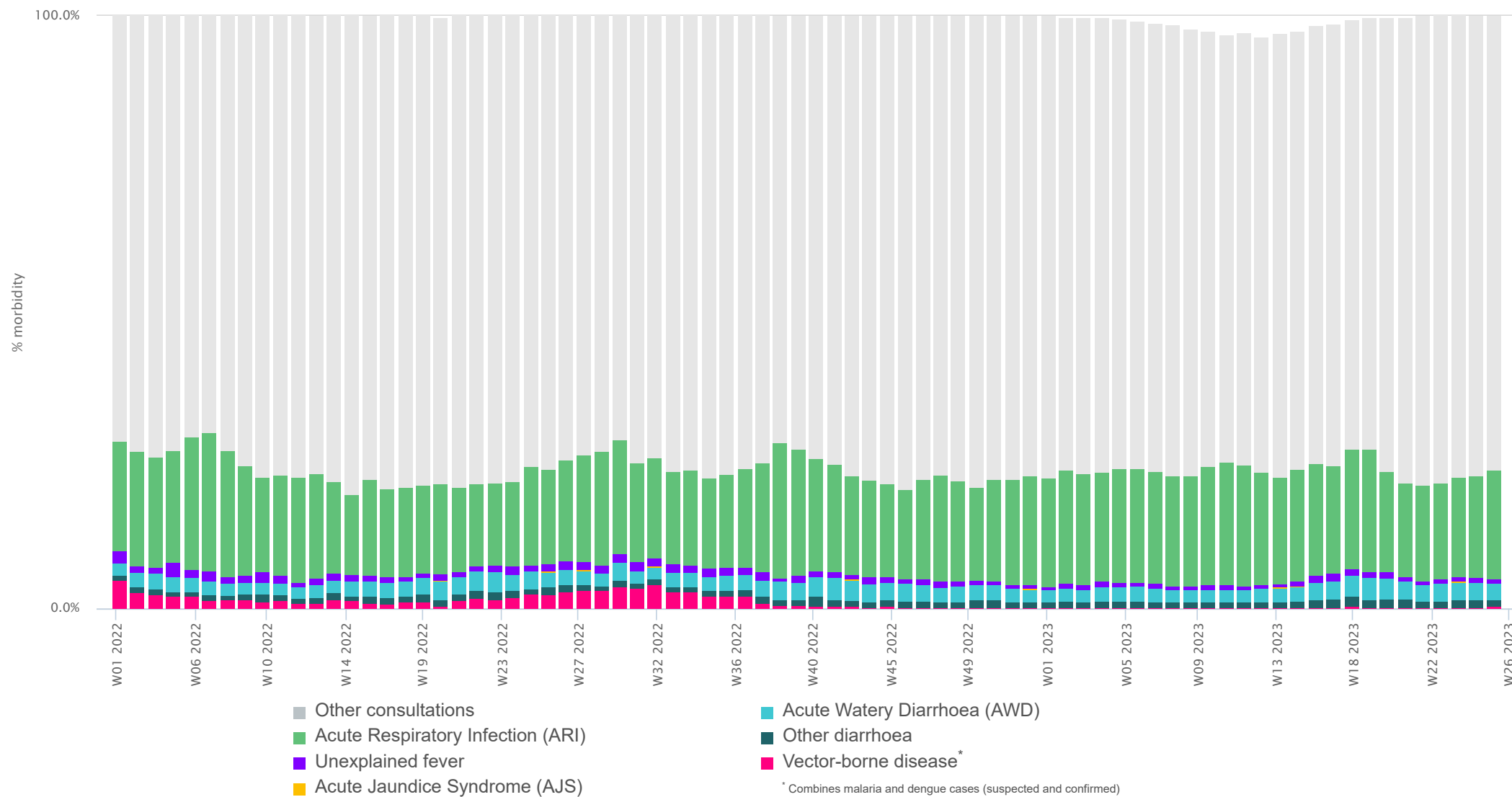
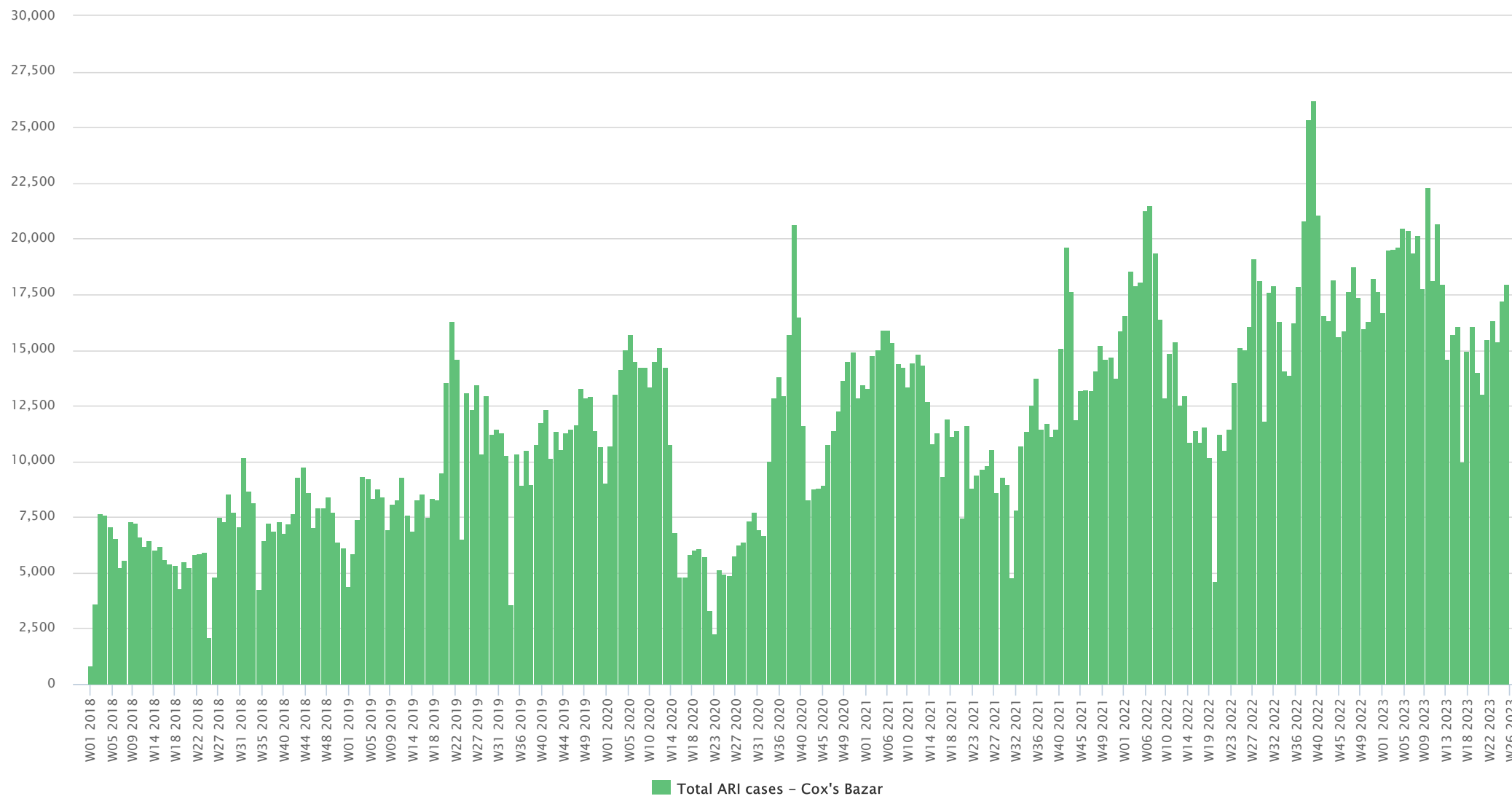
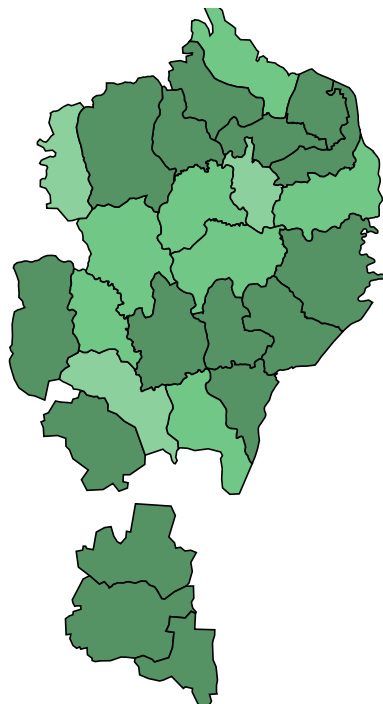


Figure 3 | Trend in number of cases over time (W38 2017 - W25 2023)

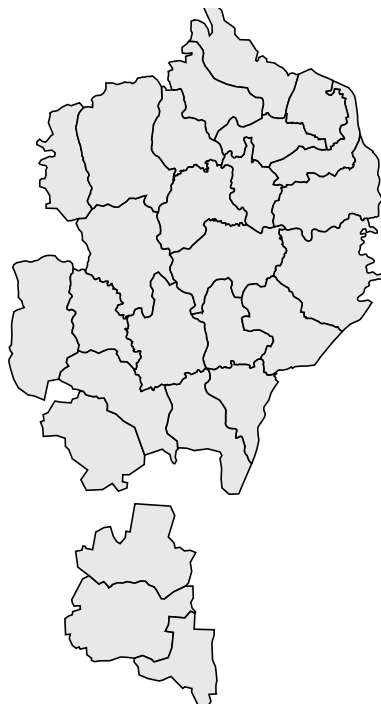


Map 1 | Map of cases by camp (W25 2023)

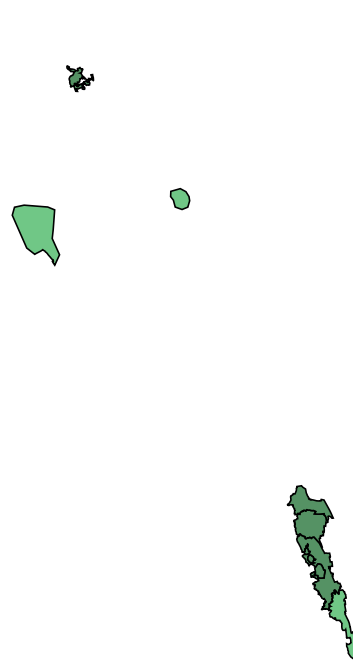
a. Ukhia | Number of cases



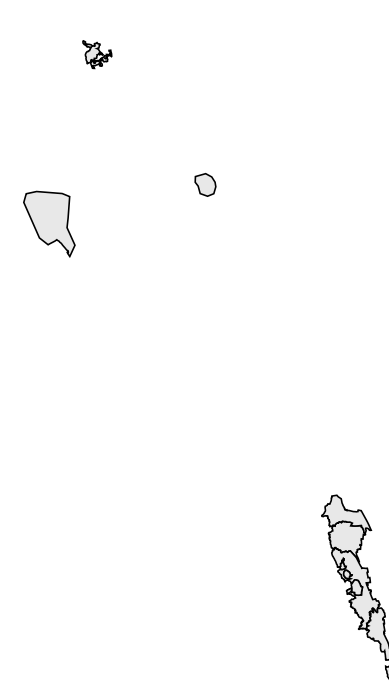
b. Ukhia | Number of alerts



c. Teknaf | Number of cases



d. Teknaf | Number of alerts



Map legend

Number of cases



Number of alerts



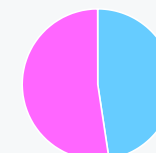
Alert threshold

Twice the average number of cases over the past 3 weeks. *Source: IEDCR*

Alert management (W25 2023)

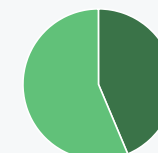


Figure | % sex



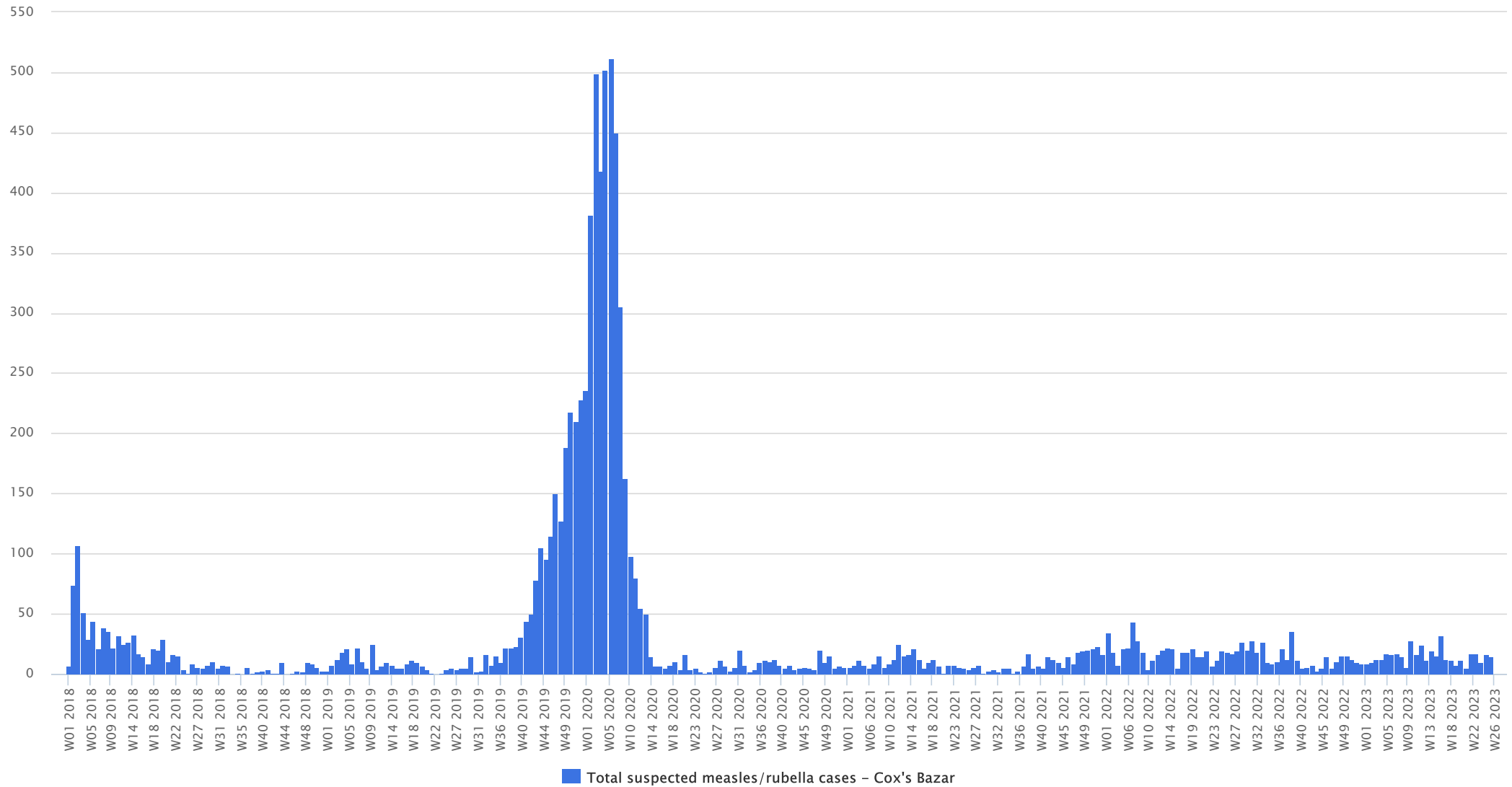
Male Female

Figure | % age



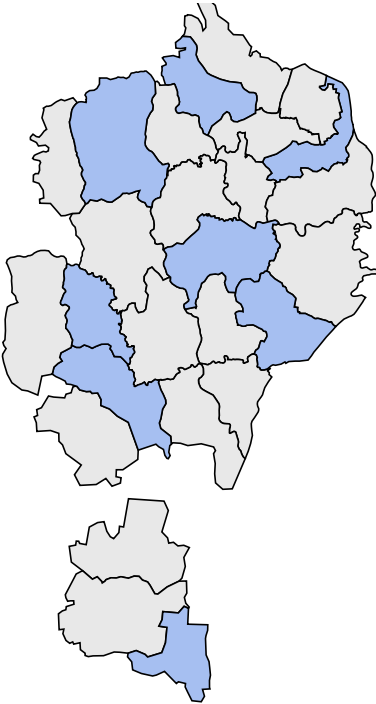
>=5 **< 5**

Figure 4 | Trend in number of suspected cases over time (W38 2017 - W25 2023)



Map 2 | Map of cases by camp (W25 2023)

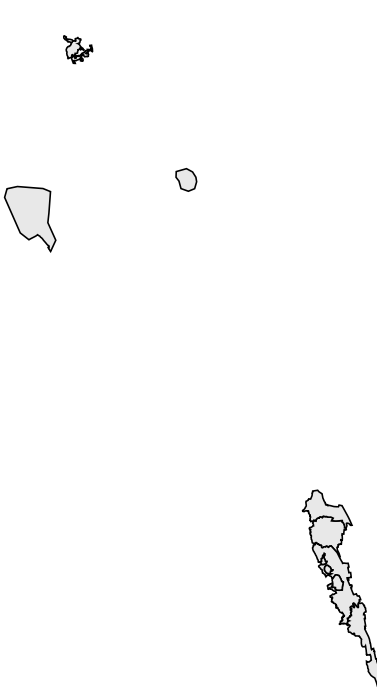
a. Ukhia | Number of cases



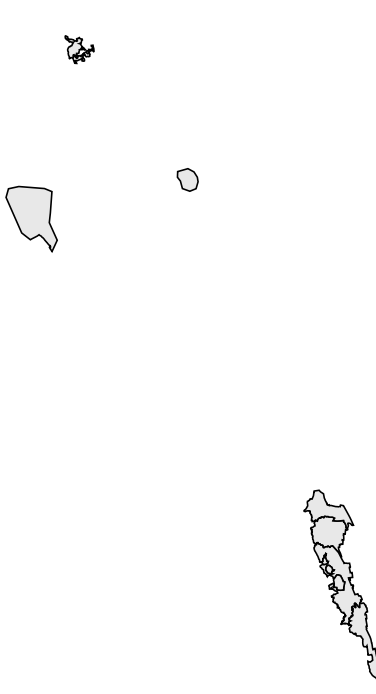
b. Ukhia | Number of alerts



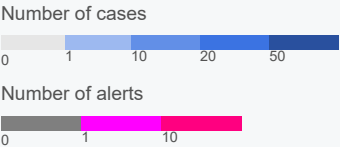
c. Teknaf | Number of cases



d. Teknaf | Number of alerts



Map legend



Alert threshold
1 case. Source: IEDCR

Alert management (W25 2023)

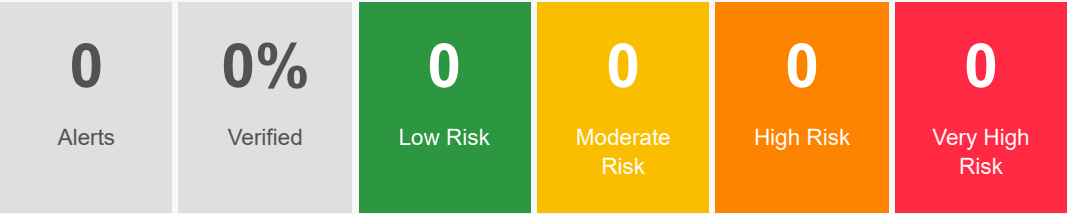


Figure | % sex

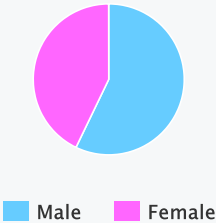


Figure | % age

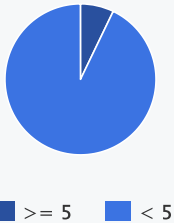
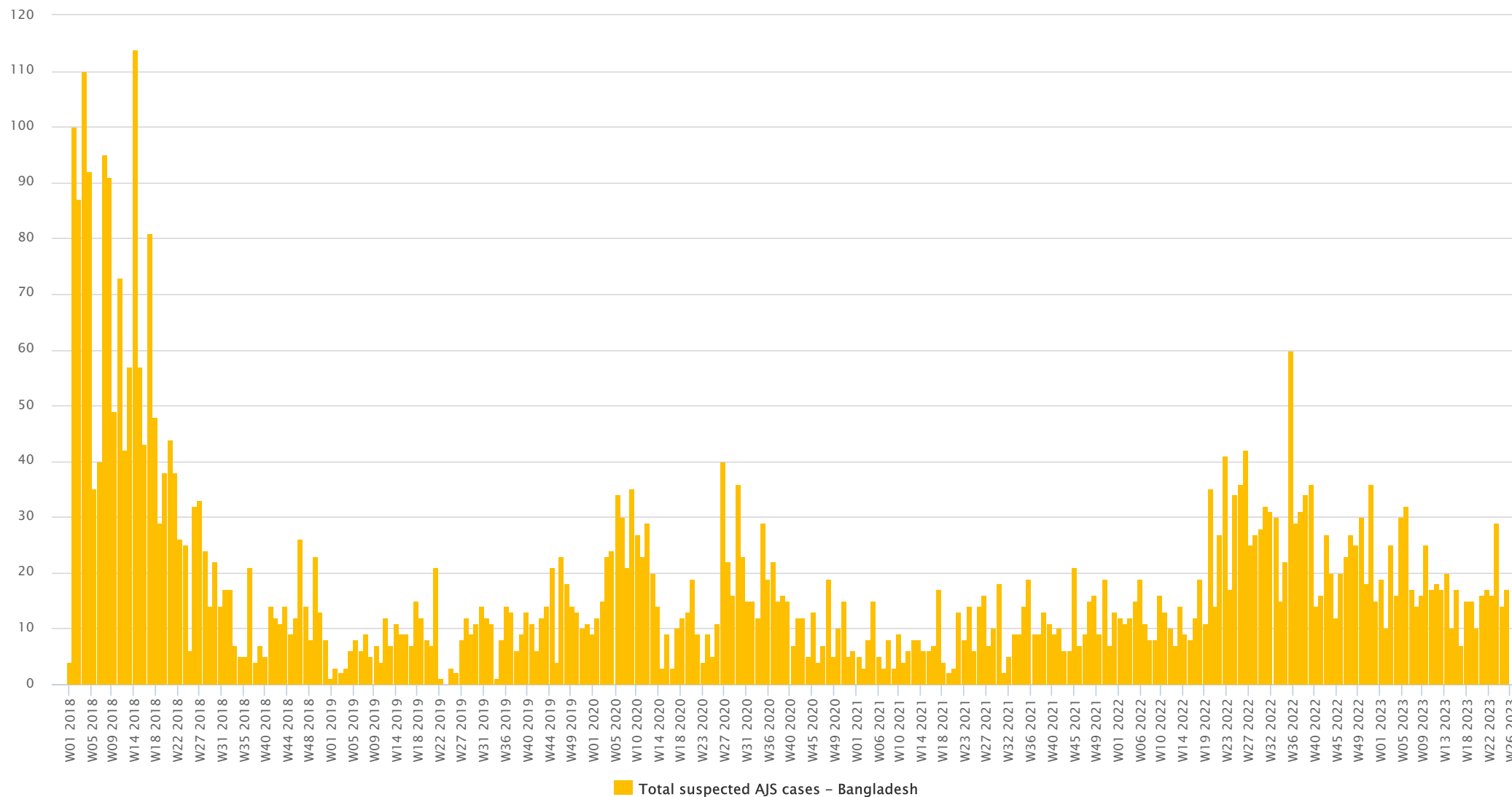
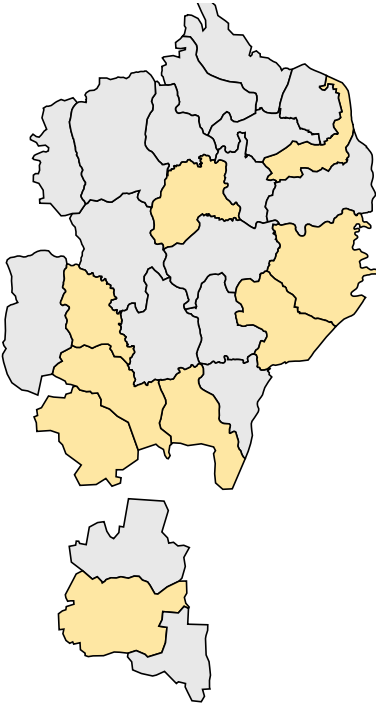


Figure 5 | Trend in number of cases over time (W38 2017 - W25 2023)



Map 3 | Map of cases by camp (W37 2017 - W25 2023)

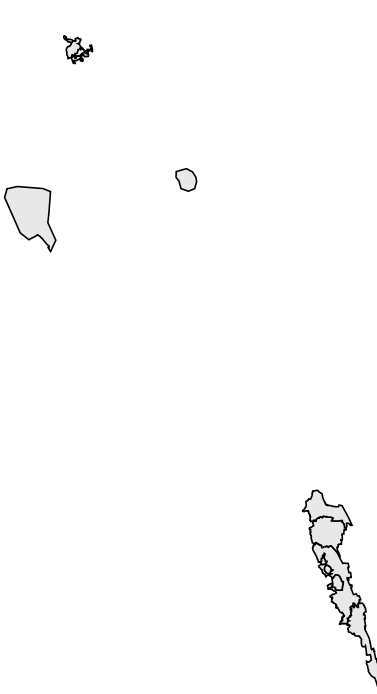
a. Ukhia | Number of cases



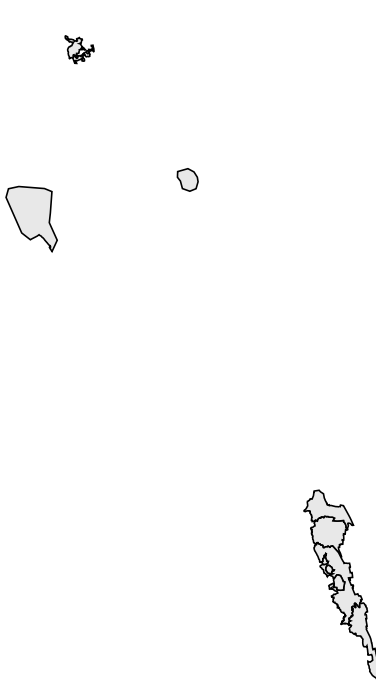
b. Ukhia | Number of alerts



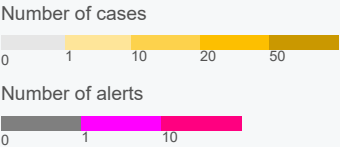
c. Teknaf | Number of cases



d. Teknaf | Number of alerts



Map legend



Alert threshold

A cluster of 3 or more cases seen in a health facility. Source: IEDCR

Alert management (W25 2023)

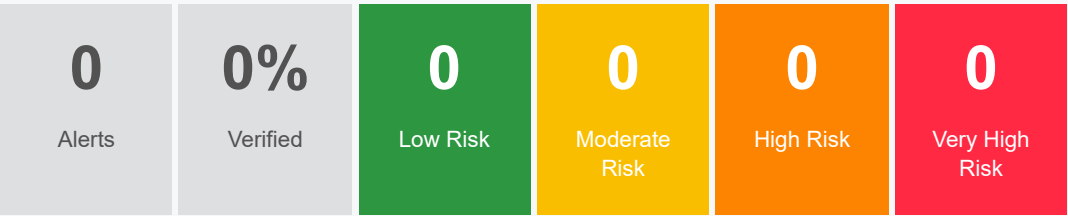


Figure | % sex

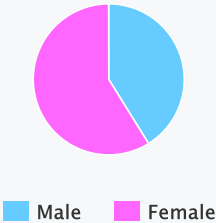


Figure | % age

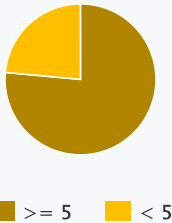


Figure 6 | Trend in number of cases over time (W38 2017 - W25 2023)

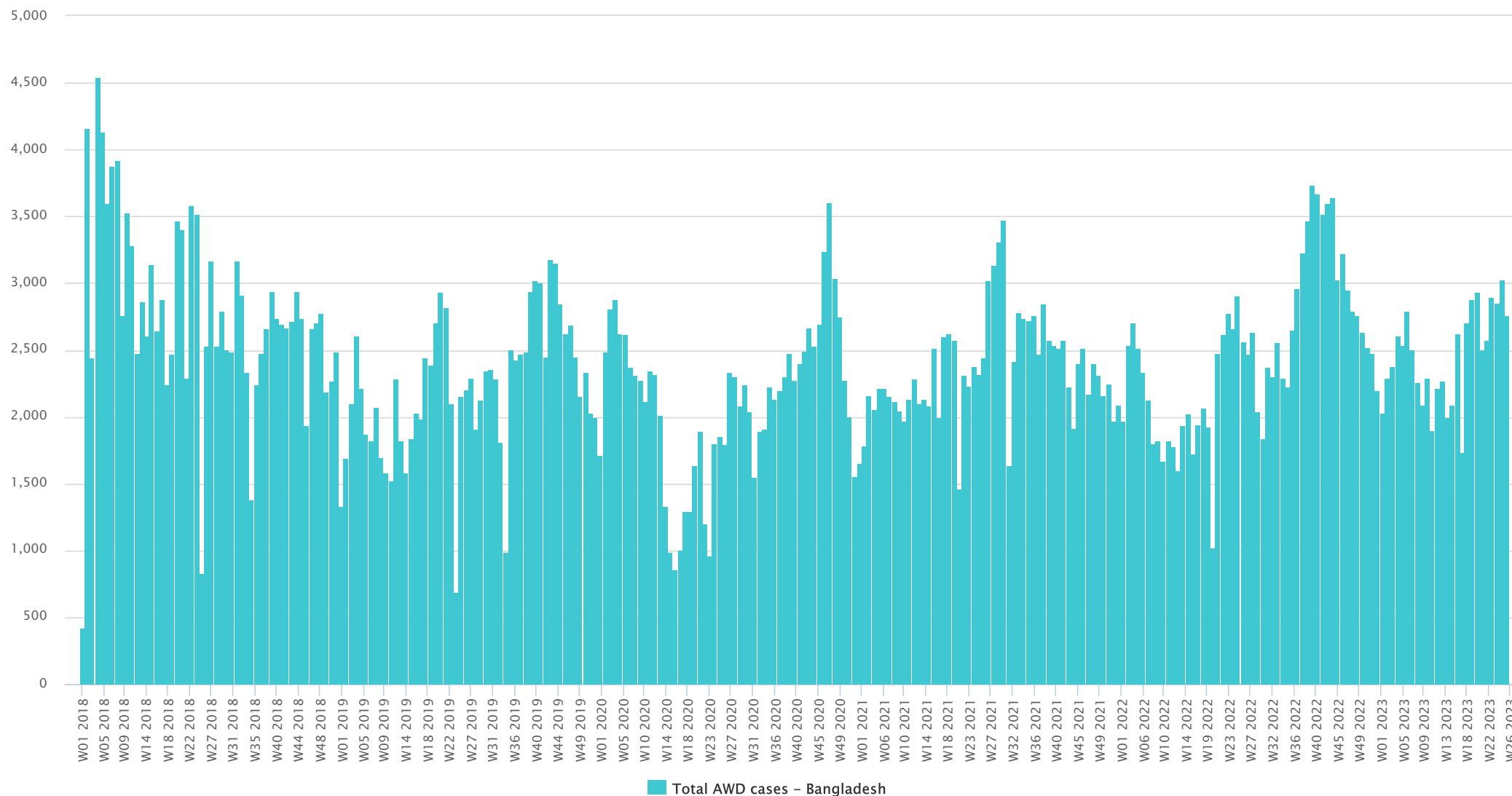
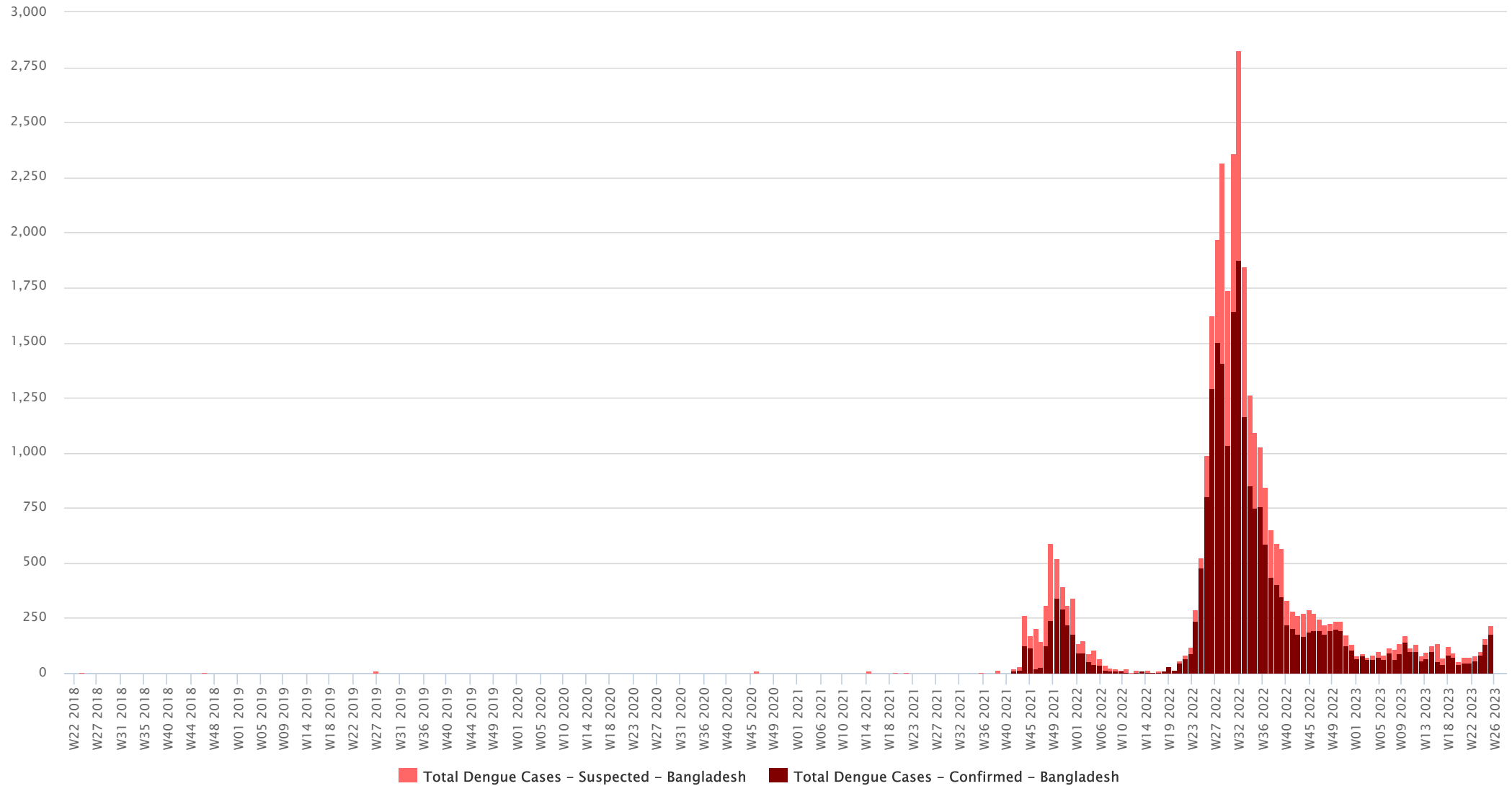
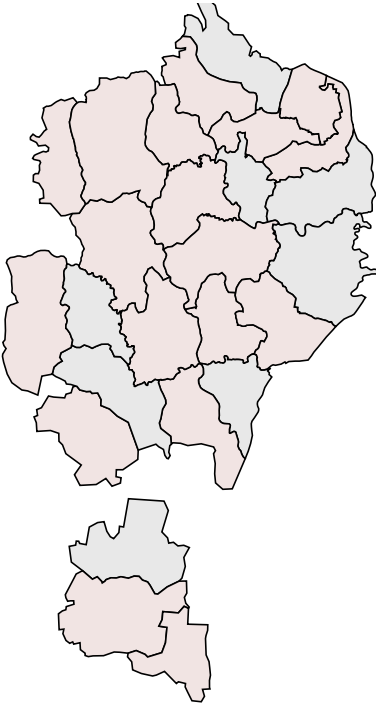


Figure 7 | Trend in number of cases over time (W38 2017 - W25 2023)



Map 4 | Map of cases by camp (W37 2017 - W25 2023)


a. Ukhia | Number of cases



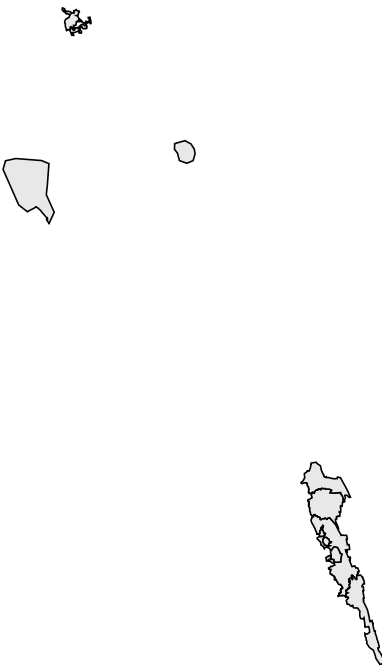
b. Ukhia | Number of alerts



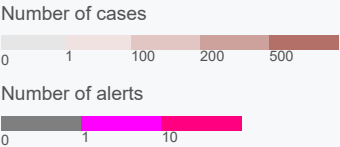
c. Teknaf | Number of cases



d. Teknaf | Number of alerts



Map legend



Alert threshold

Twice the average number of cases over the past 3 weeks. *Source: IEDCR*

Alert management (W25 2023)

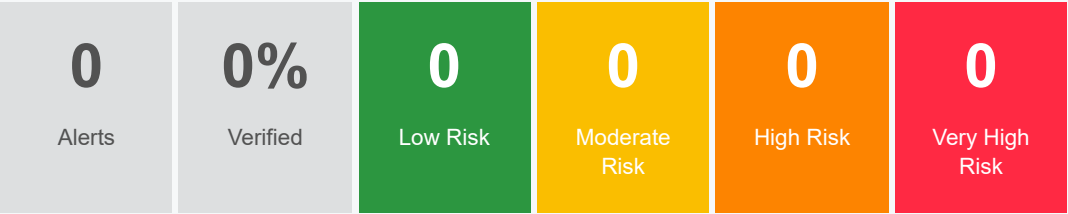


Figure | % sex

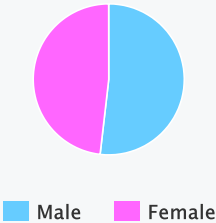


Figure | % age

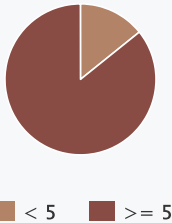
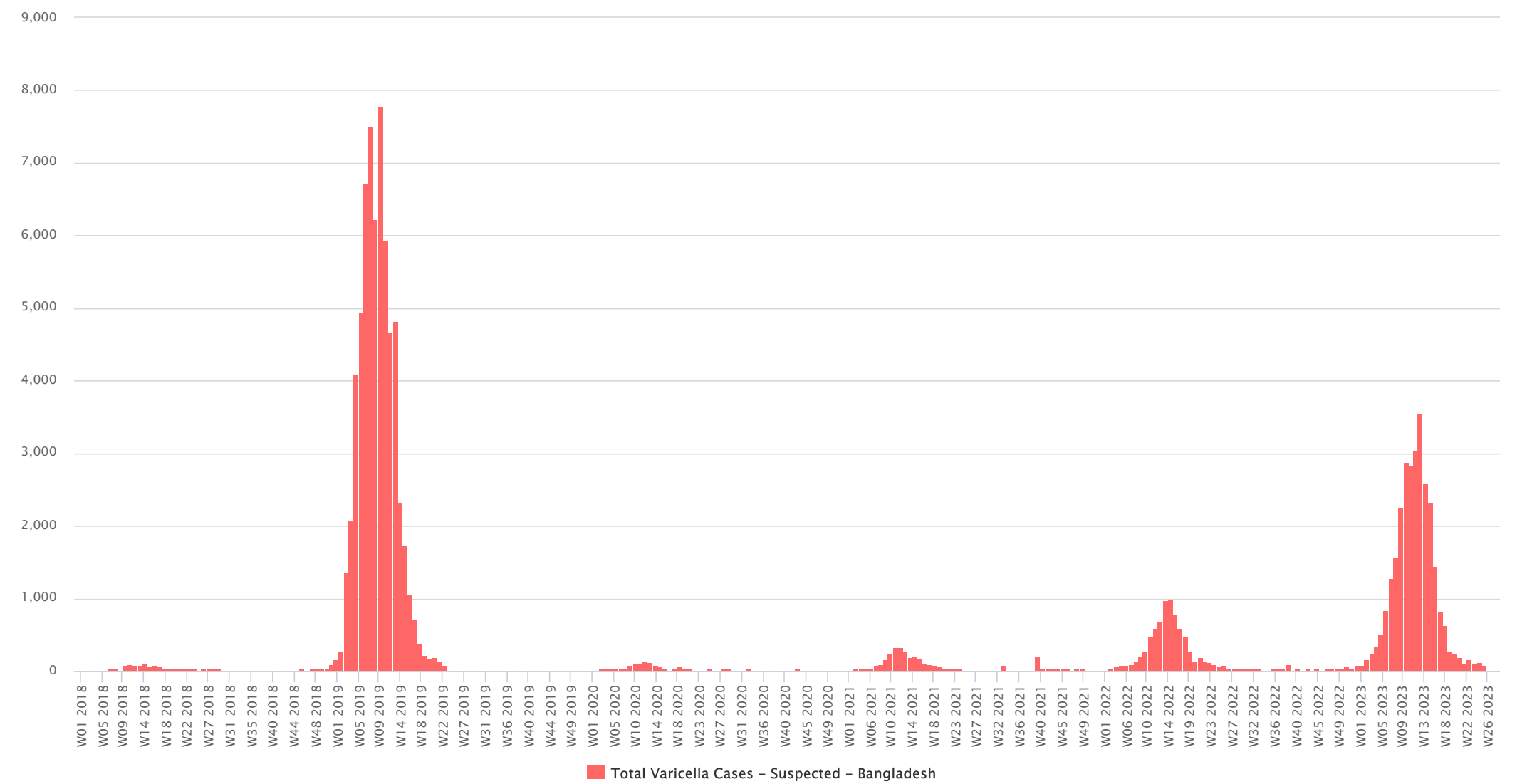
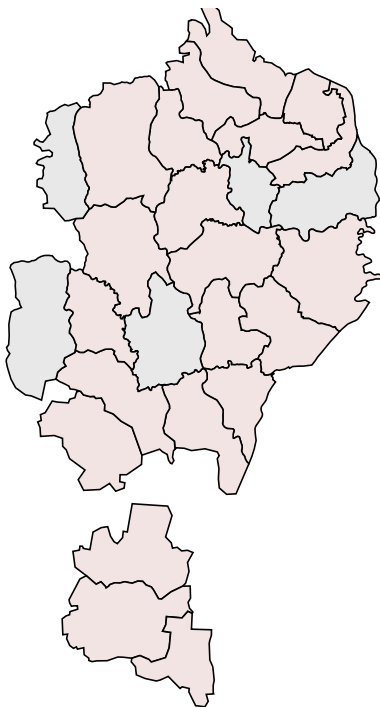


Figure 7 | Trend in number of cases over time (W38 2017 - W25 2023)

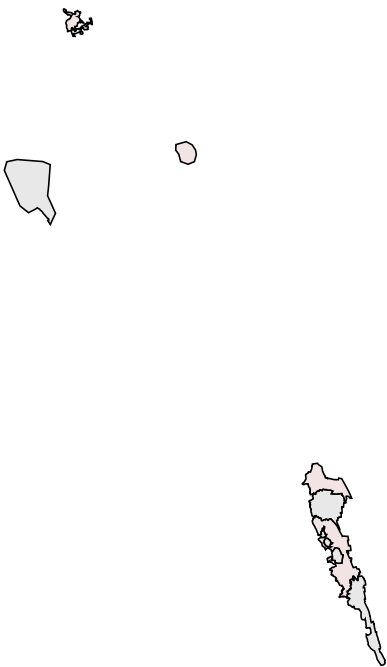


Map 4 | Map of cases by camp (W37 2017 - W25 2023)

a. Ukhia | Number of cases



c. Teknaf | Number of cases



Map legend

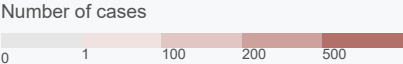


Figure | % sex

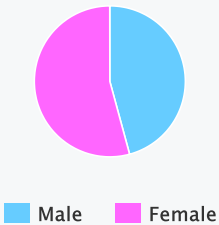
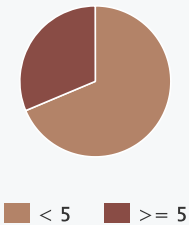


Figure | % age



For more help and support, please contact:

Dr. Imrul Kayes
Medical Officer - Civil Surgeon Office (MO-CS)
Ministry of Health and Family Welfare
Cox's Bazar, Bangladesh

Telephone: +88 017826296025

Email: mailkayesk65@gmail.com

Dr. David Odhiambo Otieno
Team Lead_Epidemiology
World Health Organization
Cox's Bazar, Bangladesh

Telephone: +88 017 01202994

Email: otienod@who.int

Notes

WHO and the Ministry of Health and Family Welfare gratefully acknowledge all partners who have reported the data used in this bulletin.

The data been collected with support from the EWARS project. This is an initiative to strengthen early warning, alert and response in emergencies. It includes an online, desktop and mobile application that can be rapidly configured and deployed in the field. It is designed with frontline users in mind, and built to work in difficult and remote operating environments. This bulletin has been automatically published from the EWARS application.

More information can be found at <http://ewars-project.org>

Sign up for an account with EWARS Bangladesh at <http://bd.ewars.ws>



Ministry of
Health and
Family
Welfare
Bangladesh



World Health
Organization



HEALTH SECTOR
COX'S BAZAR



Global

EWARS