



# Epidemiological Highlights

Week 45 (5-11 November) 2023



Currently, a total of **134 health facilities** are registered in EWARS

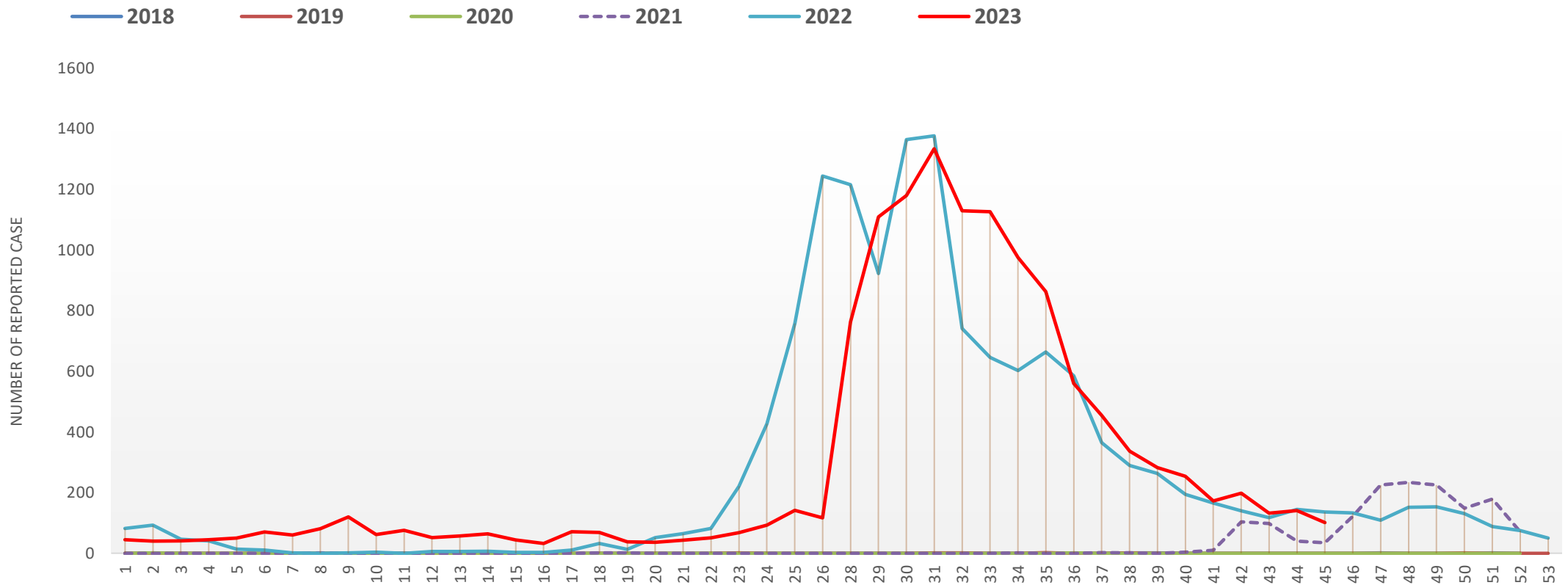
- Of those 117 weekly reports were received on time this week
- Timeliness and completeness of weekly reporting were 87% which is above the global and national weekly threshold
- Seventy (72) alerts were triggered
- All alerts were reviewed and verified by the WHO EWARS team; this is a 3% increase from the previous week (70 alerts in week 44, 2023)

# Weekly Proportionate Morbidity and SARI Mortality among the FDMN population from 2020-Epi 1-45

- Acute Respiratory Infections (20.0%), Acute Watery Diarrhoea (4.5%), and Injury and wounds (2.5%) were the diseases and health conditions with the highest proportional morbidity this week.
- Monitoring of suspected SARI deaths under enhanced Community-based mortality surveillance has been continued since week 28, 2020. So far, 36 cases of which none is probable COVID-19 Death, have been reported in 2023
- This Epi week, three (3) new SARI death was reported hence there was no investigation, and reclassification as probable COVID-19 death was required

Year	Suspected SARI death reported (current week)	Reclassified as death due to probable COVID-19
2023	39 (3)	0
2022	136	8
2021	96	15
2020	49	2

# Weekly trends of confirmed Dengue cases among FDMN and host population in Cox's Bazar from 2018 to Epi Week 45, 2023

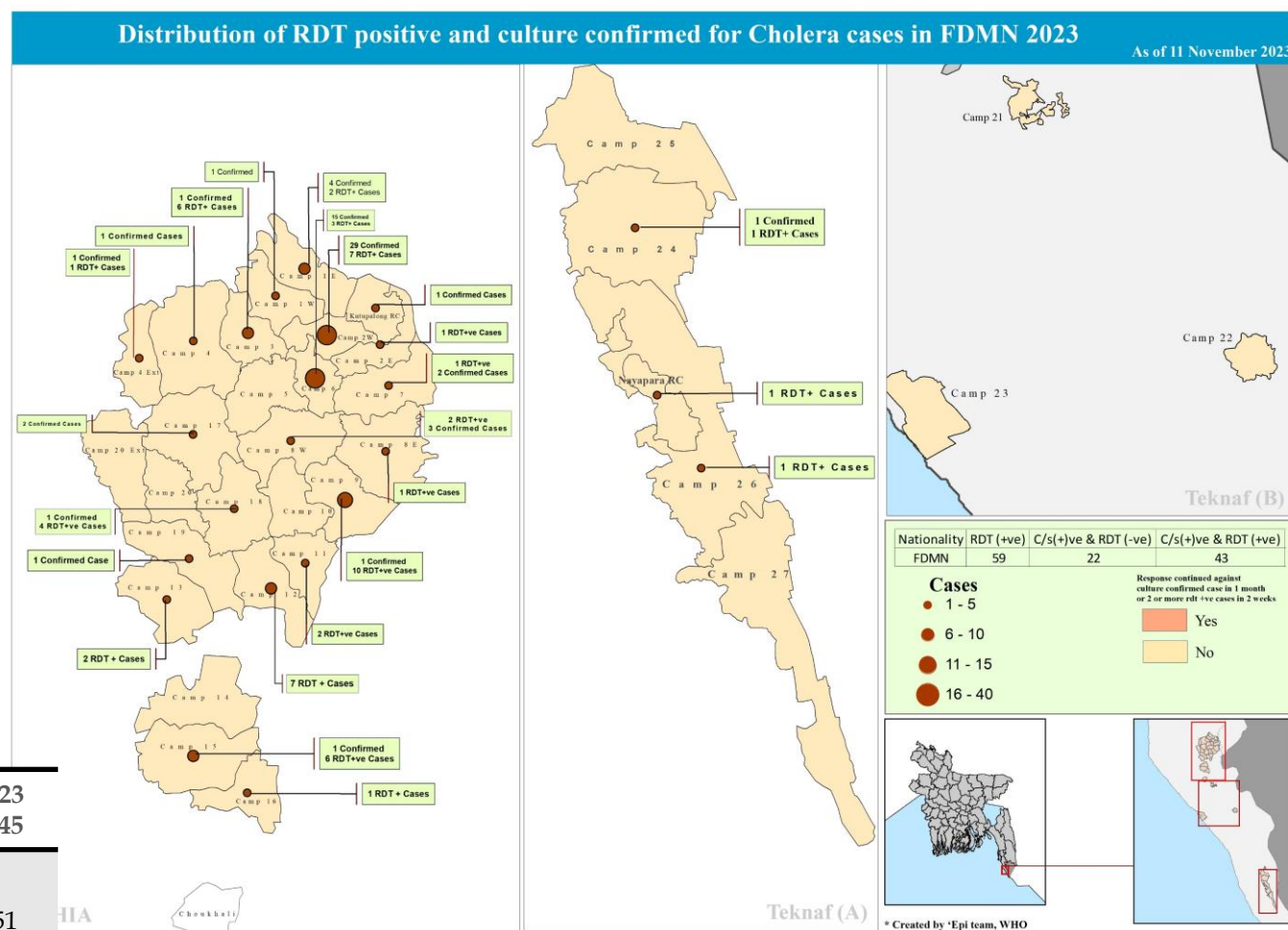


- ❑ Weekly trends of dengue fever cases continue to decline since peaking in Epi week 31 (the current surge began in Epi 26 2023 )
- ❑ This week, 141 confirmed dengue cases were reported, a 28% drop from the previous week
- ❑ A cumulative of 13,235 confirmed dengue cases including 18 deaths (CFR 0.1%) have so far been reported in 2023
- ❑ The current transmission is a continuation of that for 2021 and 2022 (possible endemic transmission established )

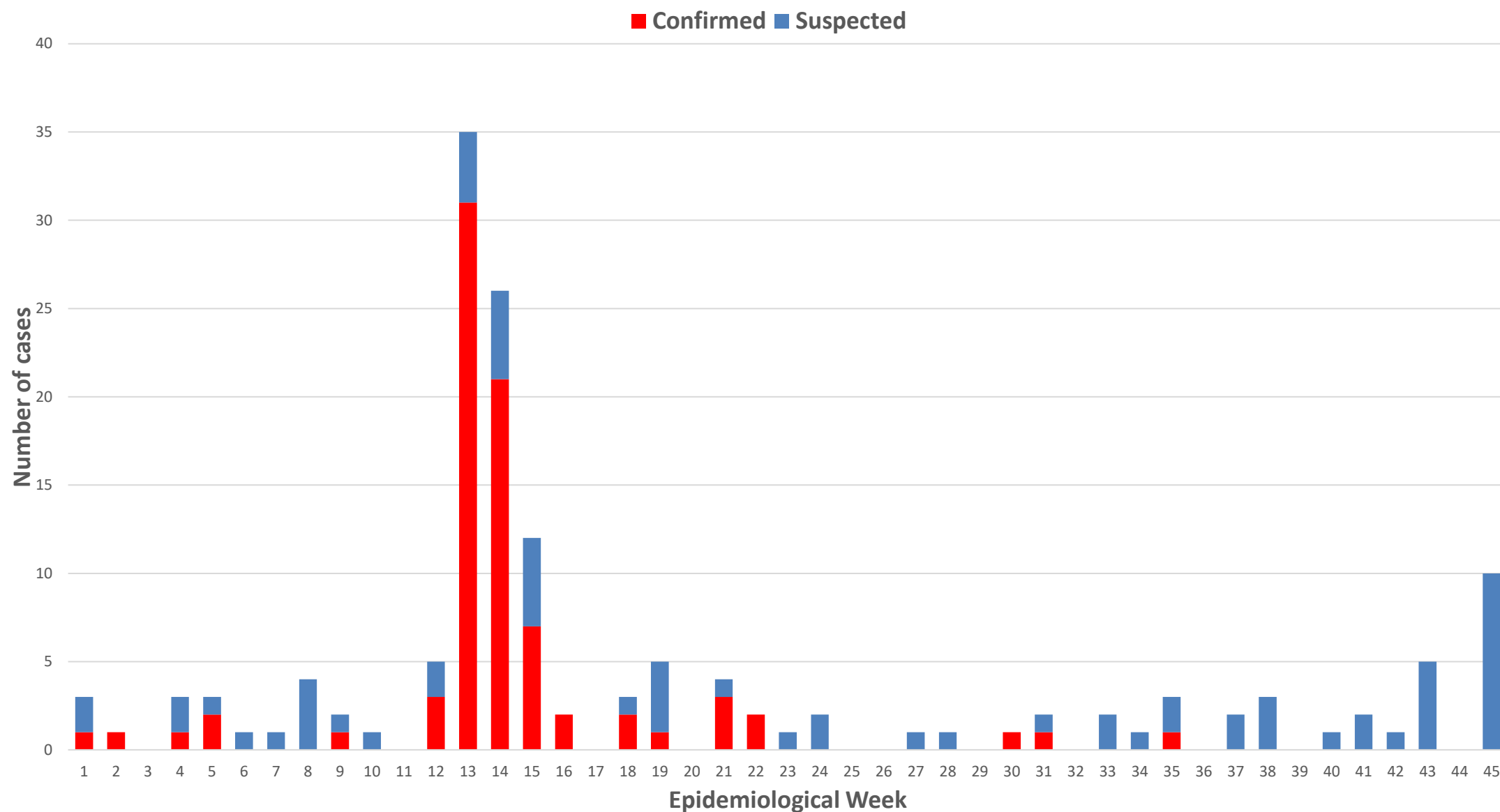
# Cholera/AWD Surveillance Updates

- In this week, 10 new cholera cases were reported
- A total of 151 cases of which 70 RDT-positive AWD/cholera suspected cases and 81 culture-confirmed Cholera cases have so far been reported in (Epi week 1-45) 2023.
- Cumulatively there are 1013 RDT AWD cases/Cholera suspects reported while 483 cases were culture-confirmed since transmission in 2018.

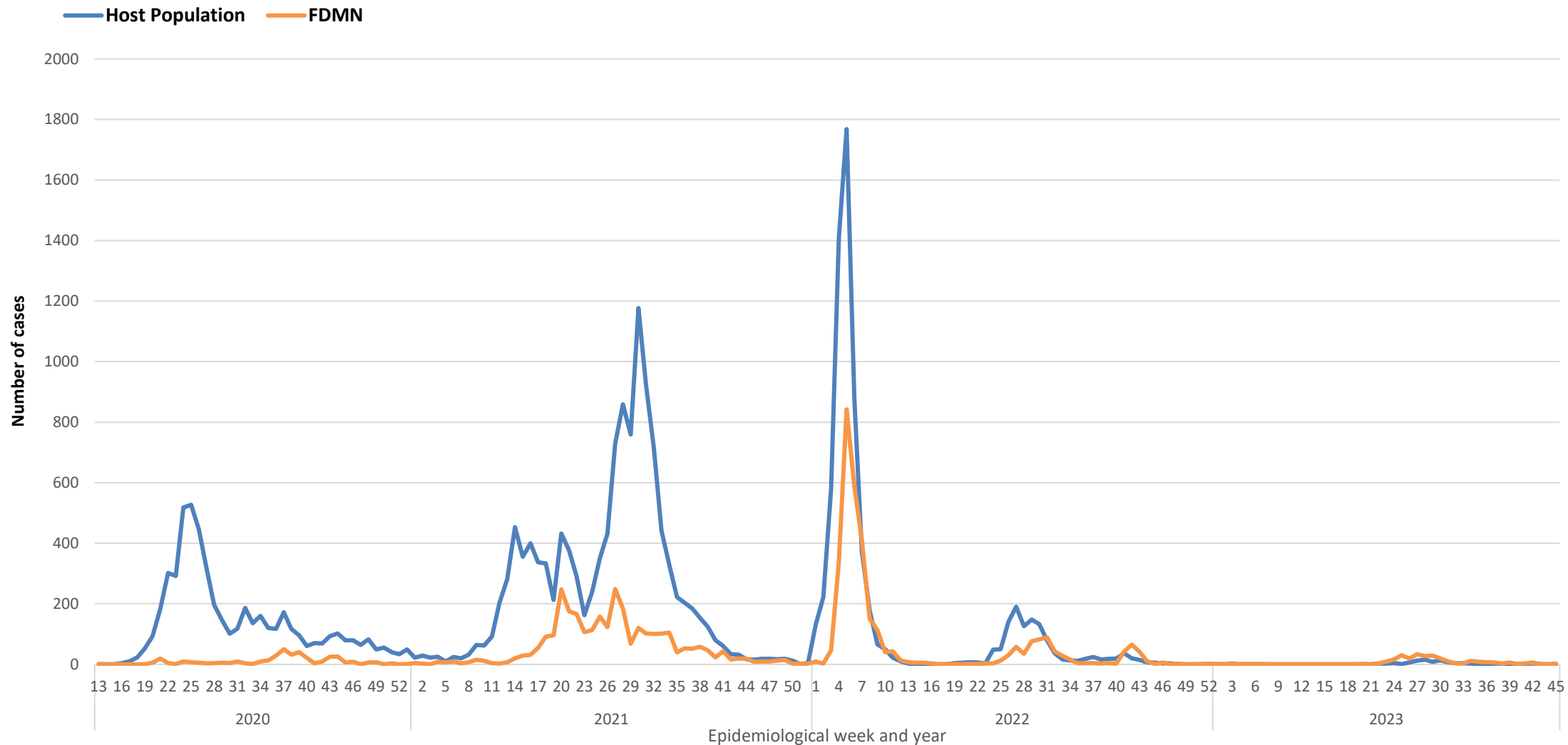
	2018	2019	2020	2021	2022	2023 W45
RDT positive AWD cases/Cholera suspects	49	258	28	357	170	151
Culture confirmed for Cholera	7	184	5	136	70	81



# Weekly trends of suspected and confirmed cholera cases from Epi Week 1-45, 2023



# Weekly Trends of COVID-19 Cases among FDMN and Host Population in Cox's Bazar District from Epi Week 13, 2020- Epi Week 45, 2023



**FDMNs: Two (2)** new confirmed cases were reported this week from FDMN Camps, weekly TPR is 1.3%, and case incidence was 2.2 cases/1 million pop.  
**Host Population: No (0)** new confirmed case was reported this week from the Host community, weekly TPR is zero, and case incidence was 0.0 cases/1m pop.

# Weekly and annual Diphtheria Surveillance Updates from 2017- Epi week 45, 2023

Twenty (20) suspected diphtheria cases were reported in go.data in this Epi week

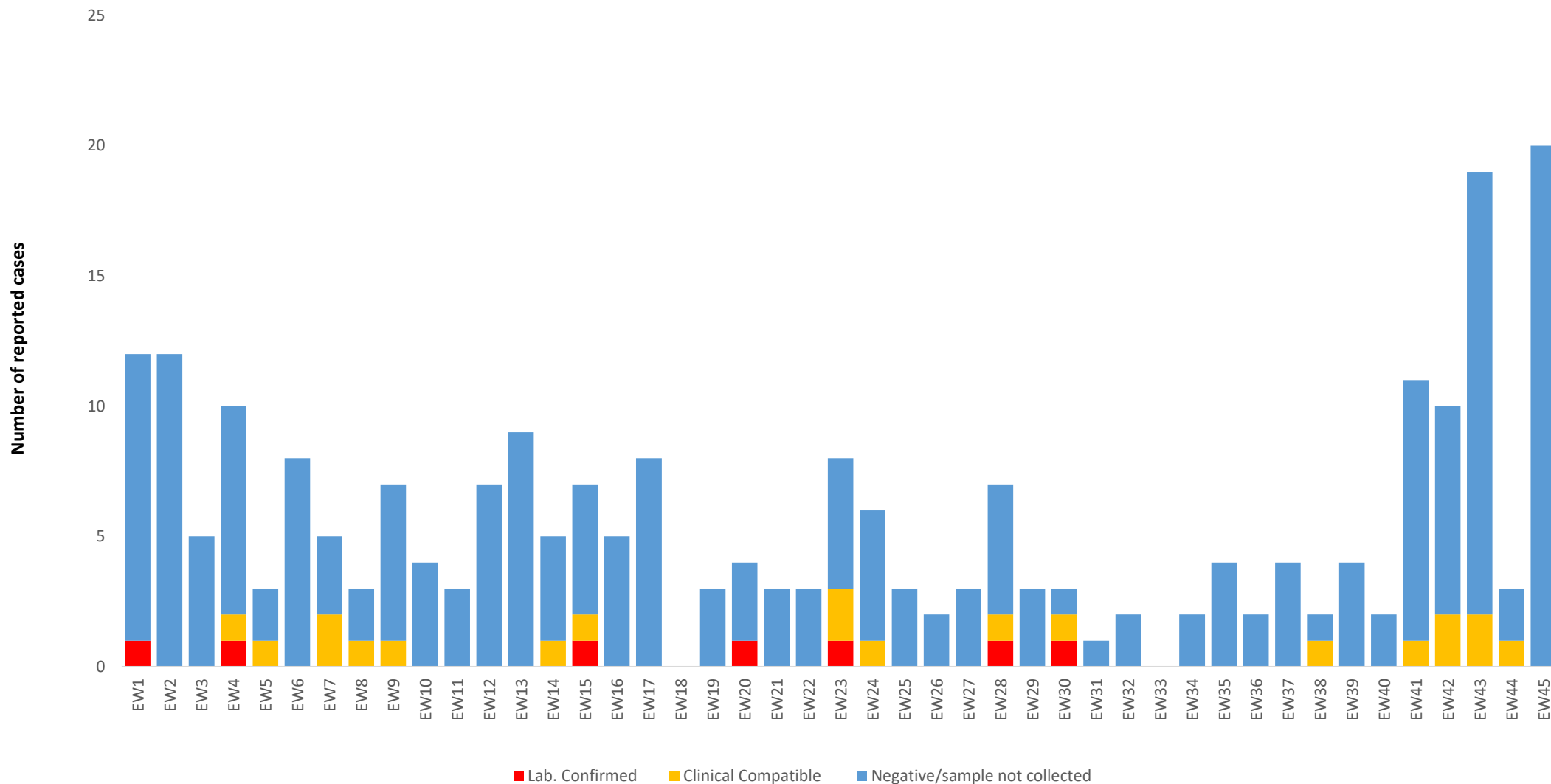
The last confirmed case was reported on 29 July 2023

About 247 cases (7 lab. confirmed, 20 clinically compatible and 220 negative/sample not collected) of which there was one (1) death reported so far in 2023.

In total 54 deaths have so far been reported since 2017, with the last death reported on 15 May 2023

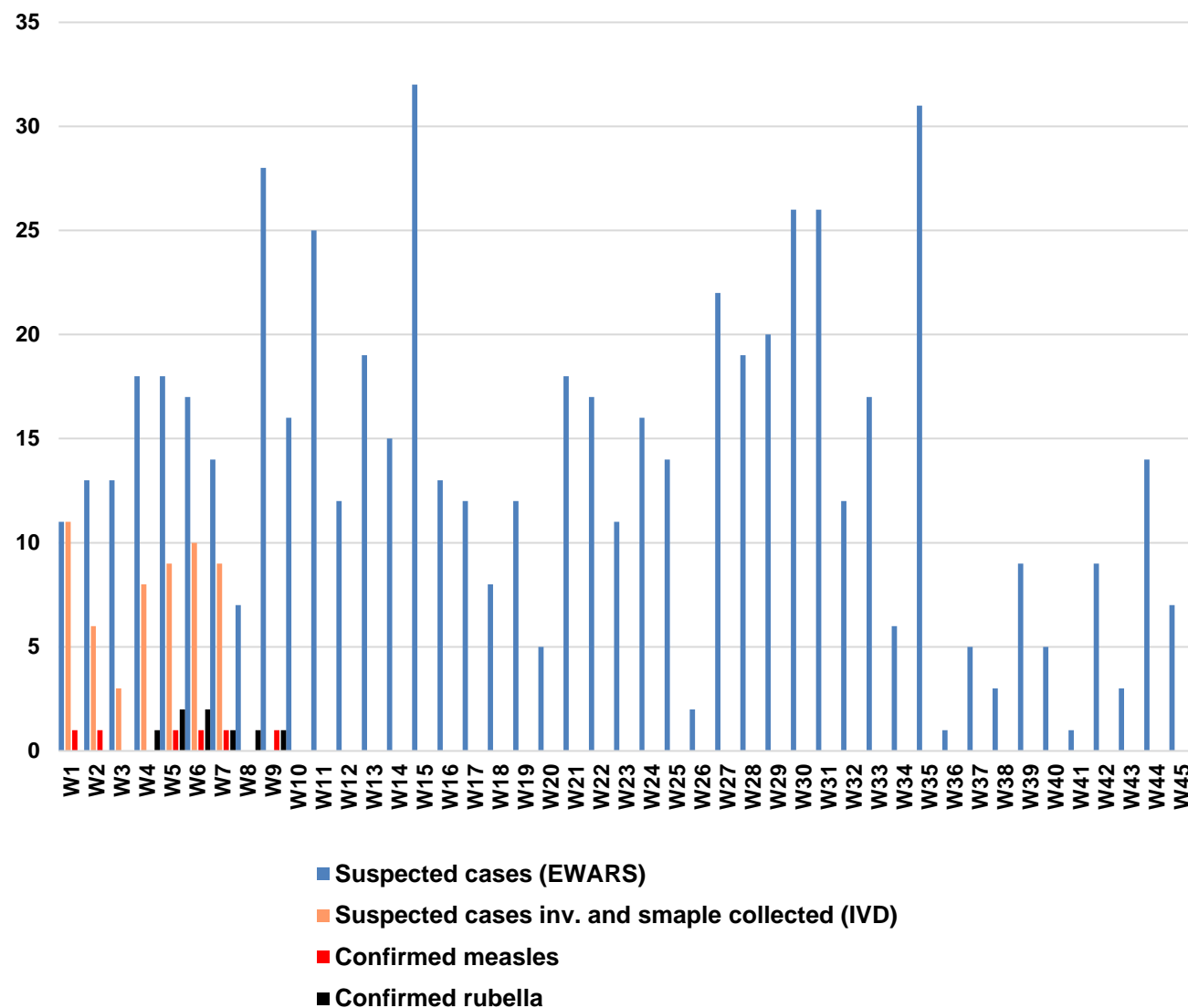
Classification	2017	2018	2019	2020	2021	2022	2023
Lab. Confirmed	66	226	31	19	30	56	7
Clinical Compatible	1154	1555	60	9	29	3	20
Negative/sample not collected	1796	3549	523	198	118	349	220
Death	30	14	3	0	5	2	1

# Weekly trends of Diphtheria cases from Epi weeks 1-45, 2023



# Epi Curve of Weekly Suspected Measles Cases Week 1-45, 2023

- Seven (7) suspected measles cases were reported this Epi week
- A total of 605 cases were reported through EWARS, 58 cases were reported through IVD case-based surveillance of which 14 were confirmed through the lab (IgM positive)
- Six (6) confirmed cases were measles and 8 were rubella confirmed
- Epidemiology and IVD units undertaking investigations



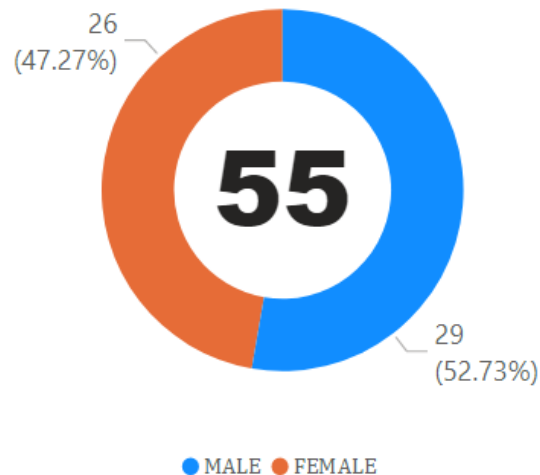
## Proportionate Mortality updates Epi week 45, 2023

Probable causes of death	Epi week 45	In 2023
Still Birth	5 (9%)	289 (12%)
Neonatal Death (<28 days old)	10 (18%)	259 (10%)
Infectious Disease	--	65 (3%)
Severe Acute Respiratory Infection (SARI)	3 (5%)	32 (1%)
Injury	3 (5%)	54 (2%)
Maternal Death	--	44 (2%)
Acute Malnutrition	--	3(0%)
Other	34 (62%)	1 642 (69%)
<b>Total</b>	<b>63 (100%)</b>	<b>2388 (100%)</b>

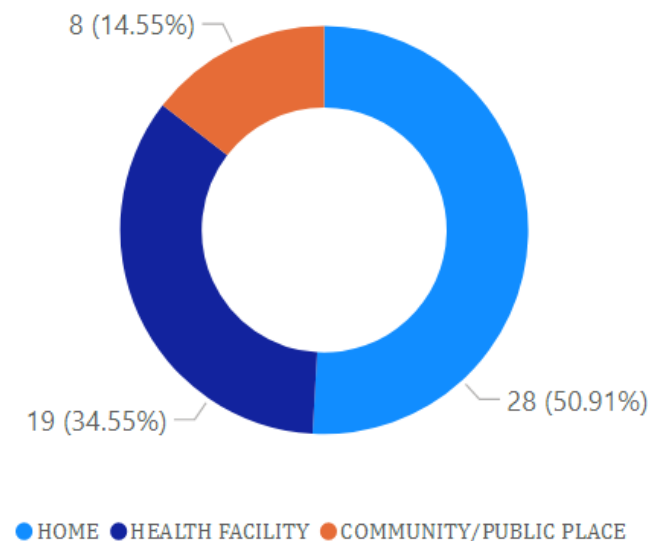
Partners to report all mortalities into the EWARS platform using both case and event-based reporting as applicable

# Community-based Mortality Surveillance updates Epi week 45, 2023

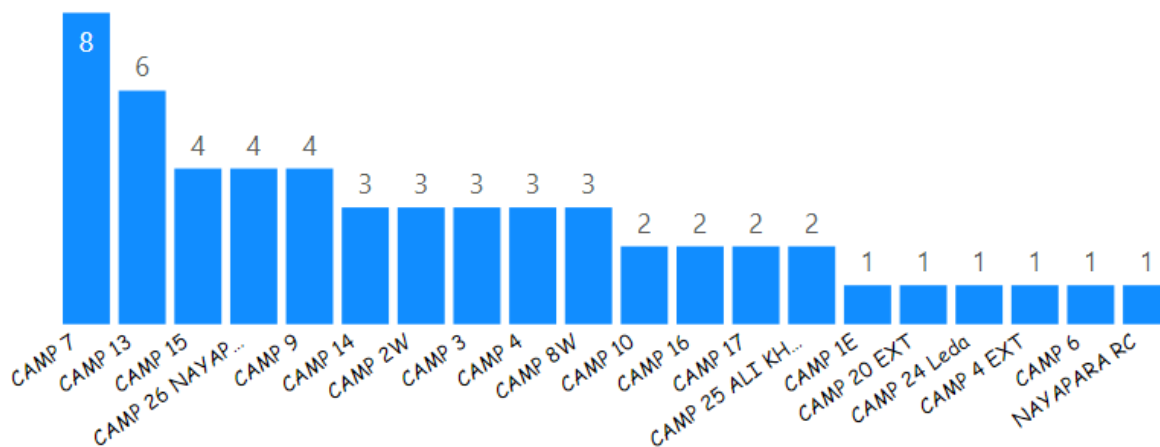
**Gender distribution**



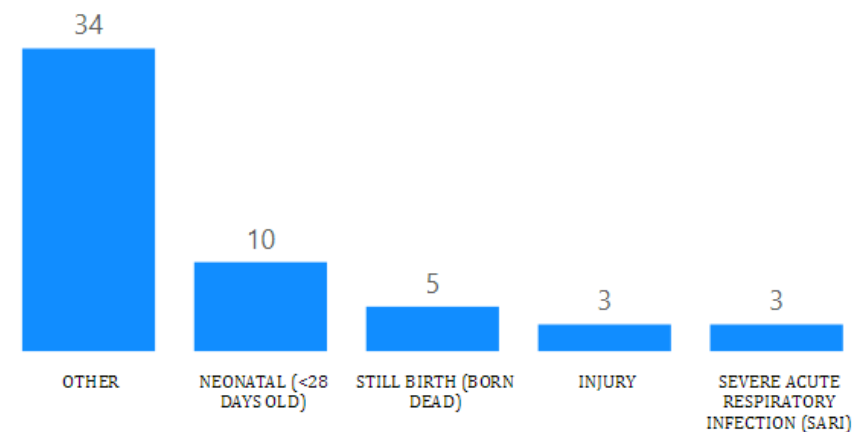
**Place of death**



**Distribution of deceased Camp**



**Distribution of Probable cause of death**



# Bangladesh

Rohingya Emergency Response

Early Warning, Alert and  
Response System (EWARS)

Epidemiological Bulletin W45 2023



Ministry of Health and Family  
Welfare Bangladesh



World Health  
Organization



HEALTH SECTOR  
COX'S BAZAR



Printed: 05:28 Wednesday, 15 November 2023 UTC

# Contents

## Highlights

Slide 1	<b>Table 1</b> Coverage
	<b>Table 2</b> Early warning performance
	<b>Table 3</b> Alert performance

## Early Warning

Slide 2	<b>Map 1a</b> Ukhia completeness by site/zone
	<b>Map 1b</b> Teknaf completeness by site/zone
Slide 3	<b>Table 4</b> Ukhia (Northern group) performance by site/zone
	<b>Map 2</b> Ukhia (Northern group) completeness by site/zone
Slide 4	<b>Table 5</b> Ukhia (Southern group) performance by site/zone
	<b>Map 3</b> Ukhia (Southern group) completeness by site/zone
Slide 5	<b>Table 6</b> Teknaf performance by site/zone
	<b>Map 4</b> Teknaf completeness by site/zone
Slide 6	<b>Table 7</b> Performance by partner

## Alert

Slide 7	<b>Table 8</b> Ukhia (Northern group) alerts by site/zone
	<b>Map 5</b> Ukhia (Northern group) alerts site/zone
Slide 8	<b>Table 9</b> Ukhia (Southern group) alerts by site/zone
	<b>Map 6</b> Ukhia (Southern group) alerts site/zone
Slide 9	<b>Table 10</b> Teknaf alerts by site/zone
	<b>Map 7</b> Teknaf alerts site/zone
Slide 10	<b>Table 11</b> Performance by type of alert
	<b>Table 12</b> Risk Assessment

## Sources of data

1. Weekly EWARS Reporting Form
2. Mortality Case Report Form
3. Event-based Surveillance Form

Table 1 | Coverage

#	%	
952,309	-	Estimated total Rohingya population <sup>1</sup>
923,358	97%	Total population under surveillance
148	-	Total number of health facilities
134	91%	Number of EWARS reporting sites

Table 2 | Early warning performance indicators

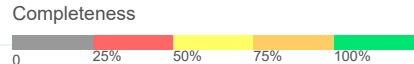
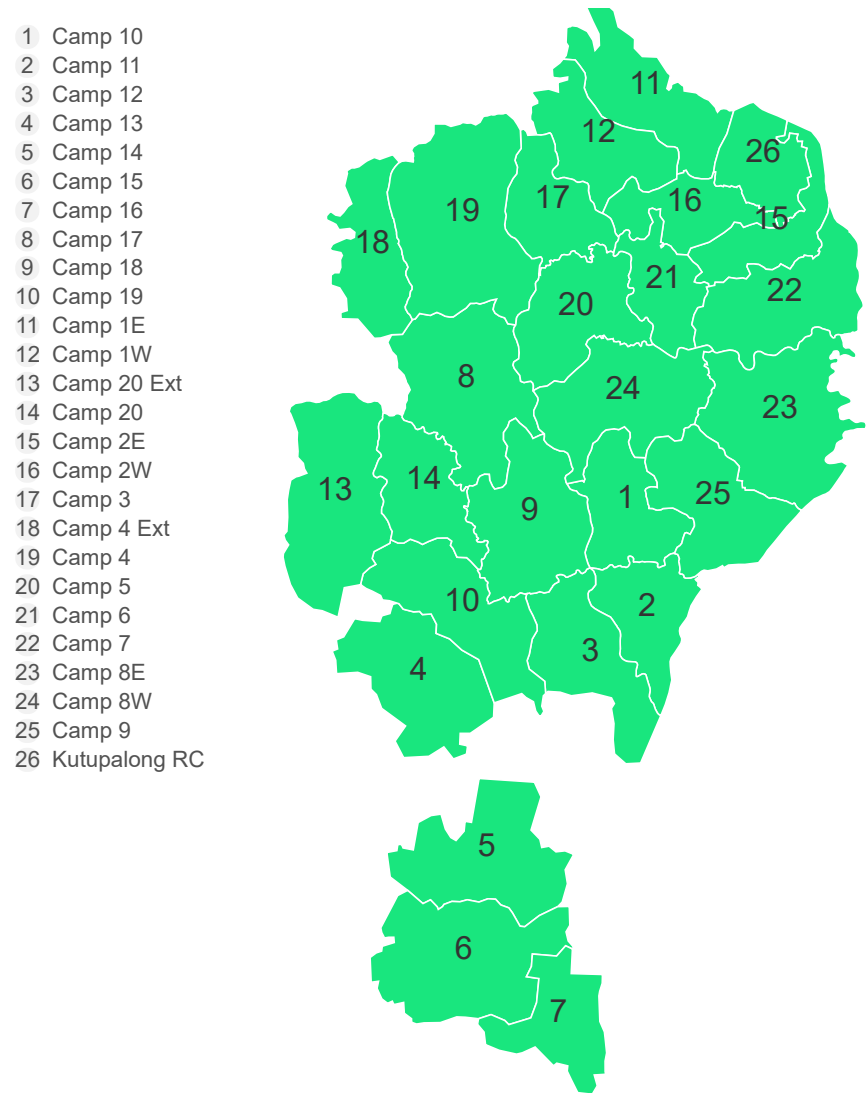
W45	Cumulative (2023)	
117	6363	Number of weekly reports received
87%	97%	Completeness
87%	88%	Timeliness

Table 3 Alert performance indicators

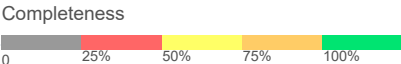
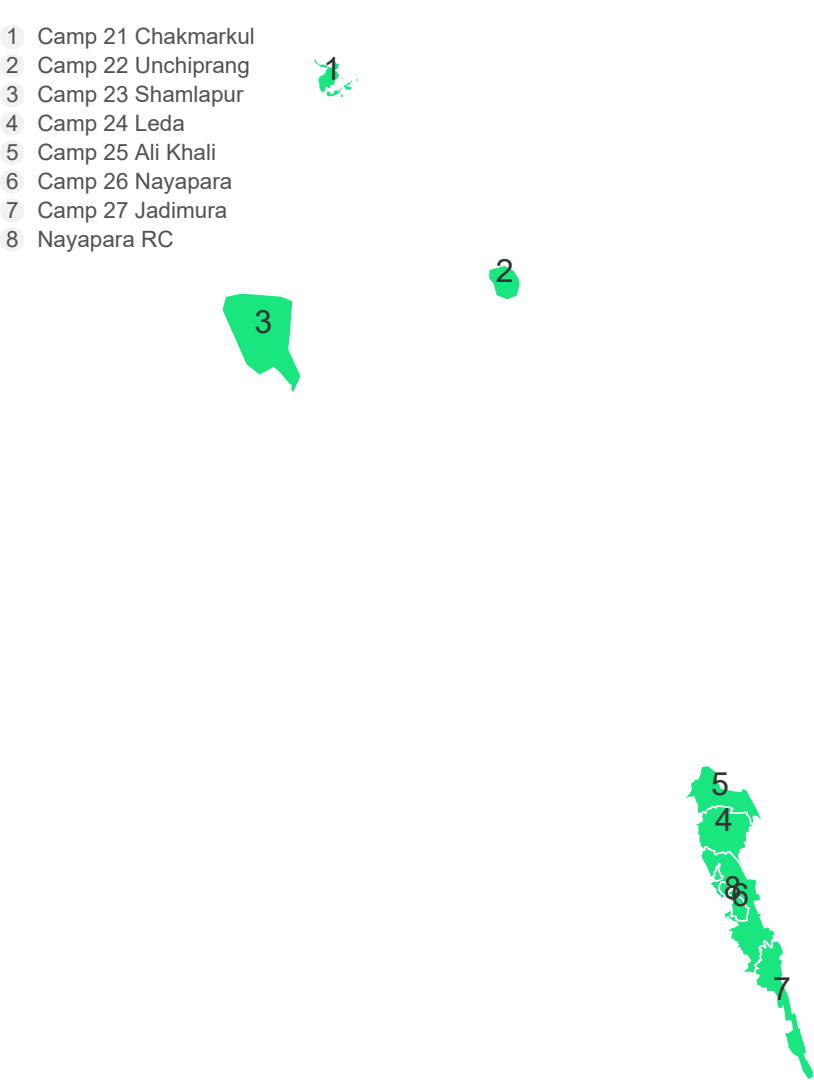
W45	Cumulative (2023)	
72	3,305	Total alerts raised
100%	100%	% verified
0%	0%	% auto-discarded
0%	0%	% undergoing risk assessment
0%	0%	% completed risk assessment

<sup>1</sup> Source: UNHCR. Bangladesh: Joint Government of Bangladesh- UNHCR Population Factsheet. 31 December 2022.

Map 1a | Ukhia completeness by camp



Map 1b | Teknaf completeness by camp



**Table 4 | Performance by camp (W45 2023)**

Northern group	Reporting	Performance		
	# health facilities	# reports received	Completeness	Timeliness
Ukhia Northern Group				
Camp 1E	4	4	100%	88%
Camp 1W	4	4	100%	100%
Camp 2E	3	3	100%	100%
Camp 2W	3	3	100%	83%
Camp 3	3	3	100%	100%
Camp 4	5	4	80%	80%
Camp 4 Ext	1	1	100%	100%
Camp 5	4	4	100%	100%
Camp 6	2	2	100%	100%
Camp 7	4	4	100%	100%
Camp 8E	9	8	88%	88%
Camp 8W	3	3	100%	100%
Kutupalong RC	2	2	100%	100%

### Map 2 | Completeness by camp

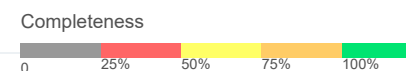
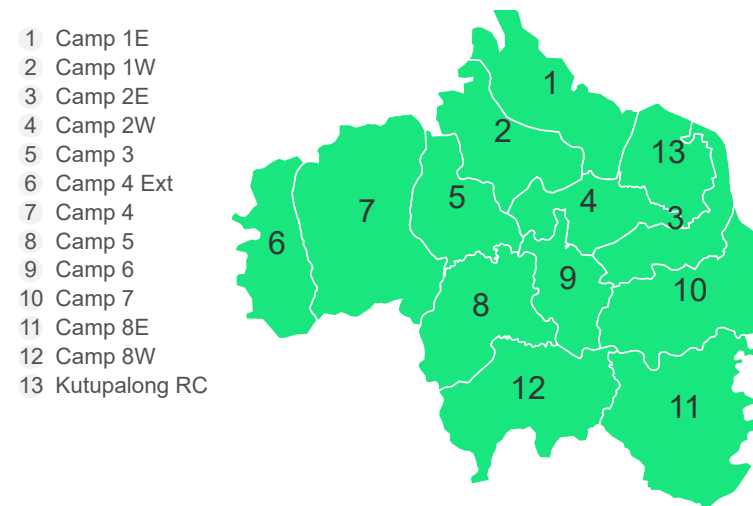


Table 5 | Performance by camp (W45 2023)

Southern group	Reporting		Performance	
	# health facilities	# reports received	Completeness	Timeliness
Ukhia Southern Group				
Camp 10	4	4	100%	88%
Camp 11	3	3	100%	100%
Camp 12	3	3	100%	100%
Camp 13	6	5	100%	92%
Camp 14	5	5	100%	100%
Camp 15	7	6	100%	93%
Camp 16	7	6	100%	93%
Camp 17	4	4	100%	100%
Camp 18	4	4	100%	100%
Camp 19	3	2	67%	67%
Camp 20	3	3	100%	100%
Camp 20 Ext	2	2	100%	100%
Camp 9	5	4	80%	80%

Map 3 | Completeness by camp

- 1 Camp 10
- 2 Camp 11
- 3 Camp 12
- 4 Camp 13
- 5 Camp 14
- 6 Camp 15
- 7 Camp 16
- 8 Camp 17
- 9 Camp 18
- 10 Camp 19
- 11 Camp 20 Ext
- 12 Camp 20
- 13 Camp 9

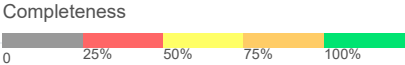
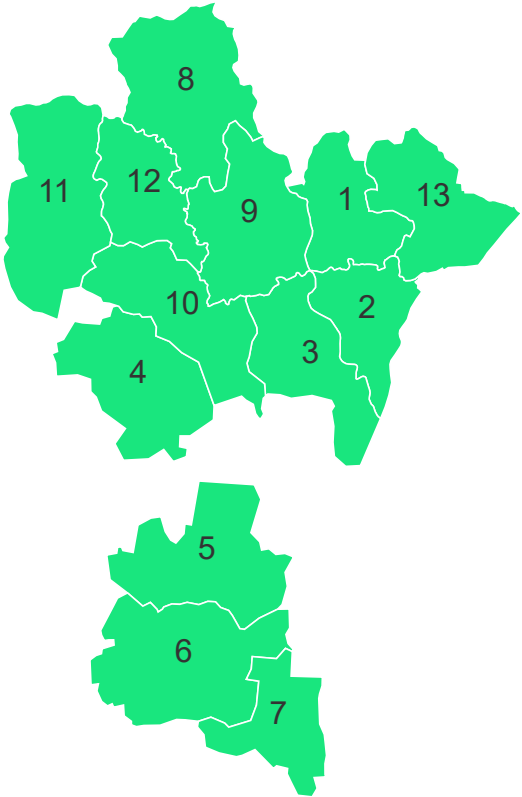


Table 6 | Performance by camp (W45 2023)

Teknaf	Reporting		Performance	
	# health facilities	# reports received	Completeness	Timeliness
Ukhia Teknaf				
Camp 21 Chakmarkul	3	1	67%	50%
Camp 22 Unchiprang	4	3	75%	75%
Camp 23 Shamlapur	2	2	100%	75%
Camp 24 Leda	2	1	100%	75%
Camp 25 Ali Khali	3	3	100%	100%
Camp 26 Nayapara	4	3	100%	88%
Camp 27 Jadimura	2	2	100%	100%
Nayapara RC	2	2	100%	100%

Map 4 | Completeness by camp

- 1

Camp 21 Chakmarkul
- 2

Camp 22 Unchiprang
- 3

Camp 23 Shamlapur
- 4

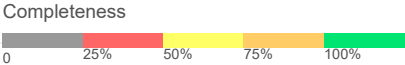
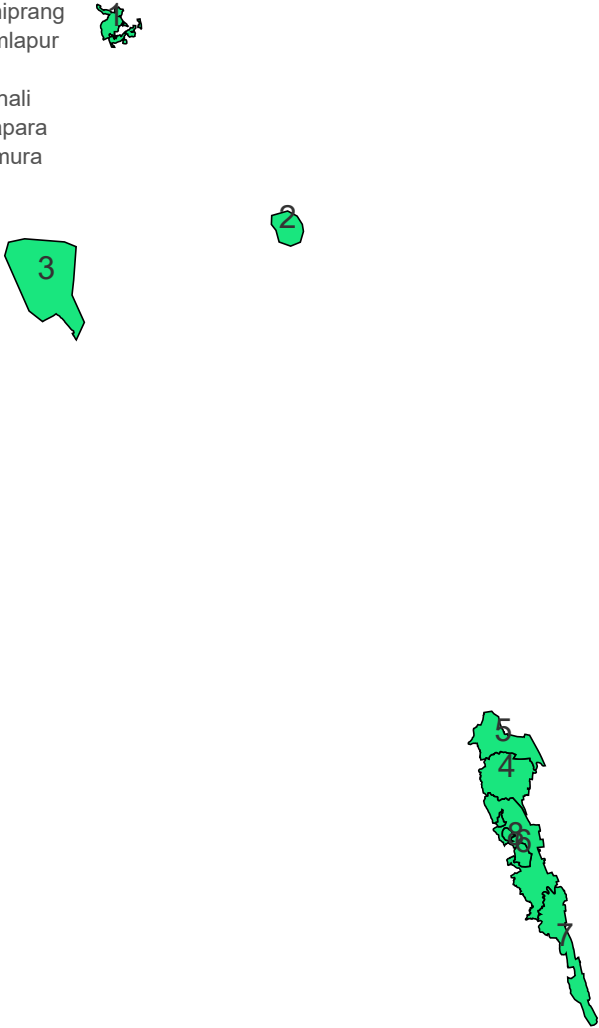
Camp 24 Leda
- 5

Camp 25 Ali Khali
- 6

Camp 26 Nayapara
- 7

Camp 27 Jadimura
- 8

Nayapara RC



**Table 7** | Performance by partner (W45 2023)

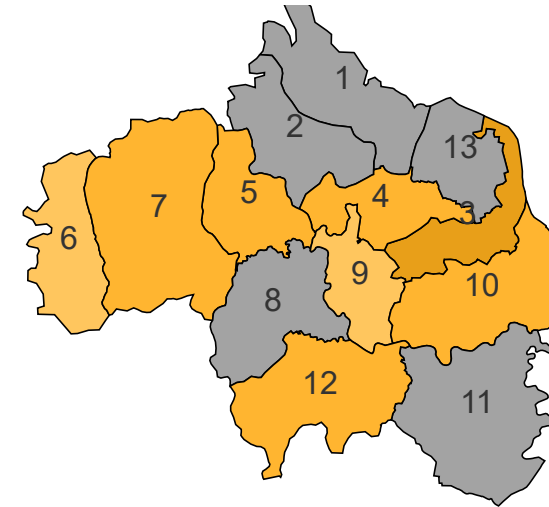
Partner	Performance		Reporting		Partner	Performance		Reporting	
	# sites	# reports received	Completeness	Timeliness		# sites	# reports received	Completeness	Timeliness
AKF	2	1	50%	50%	IRC	6	3	100%	100%
AWARD	12	6	50%	50%	MSF	16	7	88%	88%
BASHMAH	2	1	50%	50%	MoH	20	7	50%	50%
BDRCS	18	9	50%	50%	MHI	0	1	0%	0%
BRAC	10	10	50%	50%	Medair	0	0		
CARE	0	0			FH/MTI	8	4	100%	100%
GH/CPI	2	1	50%	50%	PRANTIC	2	0	0%	0%
DBC	2	1	50%	50%	PULSE	2	1	50%	50%
DSK	0	0			QC	2	0	0%	0%
DCHT-PWJ	2	1	50%	50%	PHD	16	8	100%	100%
FRNDS	8	4	100%	100%	RPN	4	0	0%	0%
GK	20	10	100%	100%	RHU	6	3	50%	100%
Global One	0	1	0%	0%	RI	0	0		
GUSS	2	1	50%	50%	RTMI	14	7	100%	100%
HAEFA	4	2	50%	50%	SALT	2	1	50%	50%
HAIB	0	0			SCI	14	7	86%	86%
HMBDF	4	2	100%	100%	DCHT-MM	2	1	50%	50%
HOPE	2	1	50%	50%	Turkish Government	2	0	0%	0%
ICRC	0	0			TdH	4	2	100%	100%
IOM	38	19	89%	89%					

Table 8 | Performance by camp

Northern group	W45		Cumulative (2023)	
	# alerts	% verif.	# alerts	% verif.
Alerts Northern group				
Camp 1E	0	0%	106	85%
Camp 1W	0	0%	155	84%
Camp 2E	7	0%	392	76%
Camp 2W	5	0%	176	80%
Camp 3	4	0%	163	75%
Camp 4	3	0%	139	81%
Camp 4 Ext	1	0%	36	81%
Camp 5	0	0%	83	78%
Camp 6	1	0%	64	80%
Camp 7	3	0%	74	78%
Camp 8E	0	0%	84	86%
Camp 8W	4	0%	164	82%
Kutupalong RC	0	0%	48	94%

Map 5 | Number of alerts by camp

- 1 Camp 1E
- 2 Camp 1W
- 3 Camp 2E
- 4 Camp 2W
- 5 Camp 3
- 6 Camp 4 Ext
- 7 Camp 4
- 8 Camp 5
- 9 Camp 6
- 10 Camp 7
- 11 Camp 8E
- 12 Camp 8W
- 13 Kutupalong RC



# of alerts



Table 9 | Performance by camp

Southern group	W45		Cumulative (2023)	
	# alerts	% verif.	# alerts	% verif.
Alerts Northern group				
Camp 10	3	0%	79	63%
Camp 11	0	0%	59	81%
Camp 12	0	0%	71	85%
Camp 13	1	0%	96	88%
Camp 14	3	0%	105	74%
Camp 15	7	0%	144	69%
Camp 16	4	0%	112	75%
Camp 17	3	0%	53	74%
Camp 18	2	0%	160	74%
Camp 19	0	0%	17	82%
Camp 20	1	0%	65	75%
Camp 20 Ext	0	0%	19	95%
Camp 9	5	0%	100	79%

Map 6 | Number of alerts by camp

- 1 Camp 10
- 2 Camp 11
- 3 Camp 12
- 4 Camp 13
- 5 Camp 14
- 6 Camp 15
- 7 Camp 16
- 8 Camp 17
- 9 Camp 18
- 10 Camp 19
- 11 Camp 20 Ext
- 12 Camp 20
- 13 Camp 9

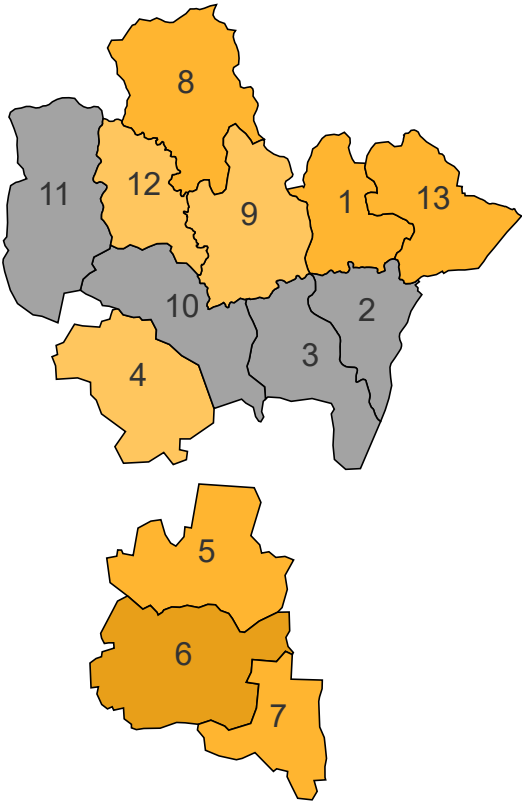


Table 10 | Performance by camp

Teknaf	W45		Cumulative (2023)	
	# alerts	% verif.	# alerts	% verif.
Alerts Northern group				
Camp 21 Chakmarkul	2	0%	90	76%
Camp 22 Unchiprang	0	0%	70	89%
Camp 23 Shamlapur	0	0%	4	100%
Camp 24 Leda	9	0%	235	68%
Camp 25 Ali Khali	0	0%	13	92%
Camp 26 Nayapara	2	0%	31	84%
Camp 27 Jadimura	1	0%	12	92%
Nayapara RC	1	0%	53	81%

Map 7 | Number of alerts by camp

- 1

Camp 21 Chakmarkul
- 2

Camp 22 Unchiprang
- 3

Camp 23 Shamlapur
- 4

Camp 24 Leda
- 5

Camp 25 Ali Khali
- 6

Camp 26 Nayapara
- 7

Camp 27 Jadimura
- 8

Nayapara RC




Table 11 | Performance by type of alert

Event	W45		Cumulative (2023)	
	# alerts	% verif.	# alerts	% verif.
Indicator-based surveillance				
Malaria	0	0%	0	0%
Measles	2	0%	74	97%
Bloody Diarr.	0	0%	0	0%
AFP	0	0%	11	91%
Meningitis	0	0%	15	87%
Haem. fever (susp.)	0	0%	11	91%
NNT	0	0%	2	50%
Unexp. fever	0	0%	37	89%
AWD	0	0%	39	87%
ARI	0	0%	34	82%
AJS	0	0%	22	95%
Varicella (Susp.)	0	0%	93	99%
Suspected COVID-19	0	0%	0	0%
Event-based surveillance				
EBS total	5	0%	224	79%

Table 12 | Risk assessment

W45	Cumulative (2023)	
0	0	Low risk
0	0	Moderate risk
0	0	High risk
0	0	Very high risk

## For more help and support, please contact:

Dr. Imrul Kayes  
Medical Officer - Civil Surgeon Office (MO-CS)  
Ministry of Health and Family Welfare  
Cox's Bazar, Bangladesh  
Telephone: +88 01726296025  
Email: mailkayesk65@gmail.com

Dr. David Odhiambo Otieno  
Team Lead\_Epidemiology  
World Health Organization  
Cox's Bazar, Bangladesh  
Telephone: +88 017 01202994  
Email: otienod@who.int

## Notes

WHO and the Ministry of Health and Family Welfare gratefully acknowledge all partners who have reported the data used in this bulletin.

The data been collected with support from the EWARS project. This is an initiative to strengthen early warning, alert and response in emergencies. It includes an online, desktop and mobile application that can be rapidly configured and deployed in the field. It is designed with frontline users in mind, and built to work in difficult and remote operating environments. This bulletin has been automatically published from the EWARS application.

More information can be found at <http://ewars-project.org>

Sign up for an account with EWARS Bangladesh at <http://bd.ewars.ws>



Ministry of  
Health and  
Family  
Welfare  
Bangladesh



World Health  
Organization



HEALTH SECTOR  
COX'S BAZAR



Global  
**EWARS**

# Bangladesh

## Rohingya Emergency Response

## Early Warning, Alert and Response System (EWARS)

Annex W45 2023



Ministry of Health and Family  
Welfare Bangladesh



World Health  
Organization



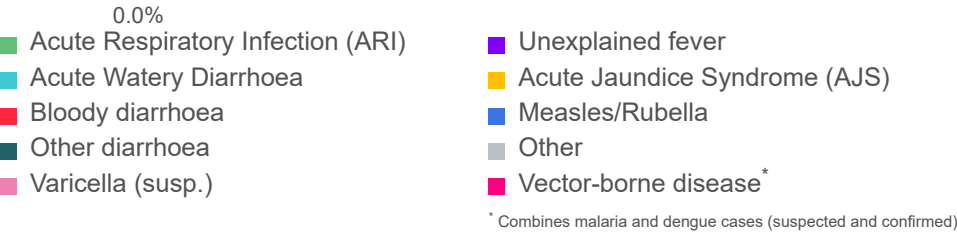
HEALTH SECTOR  
COX'S BAZAR



Printed: 05:25 Wednesday, 15 November 2023 UTC

Proportional morbidity

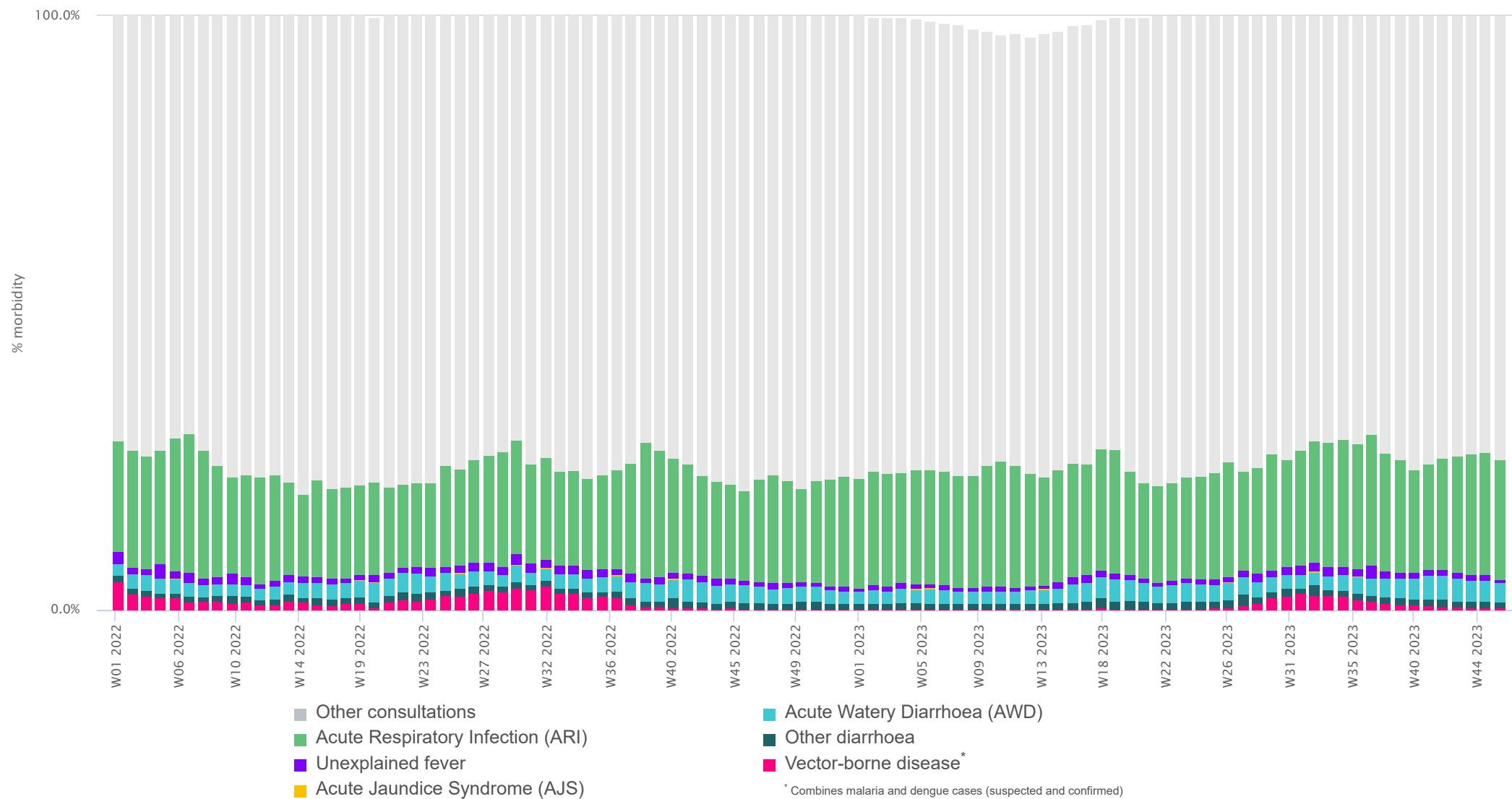
Figure 1 | Proportional morbidity (W45 2023)



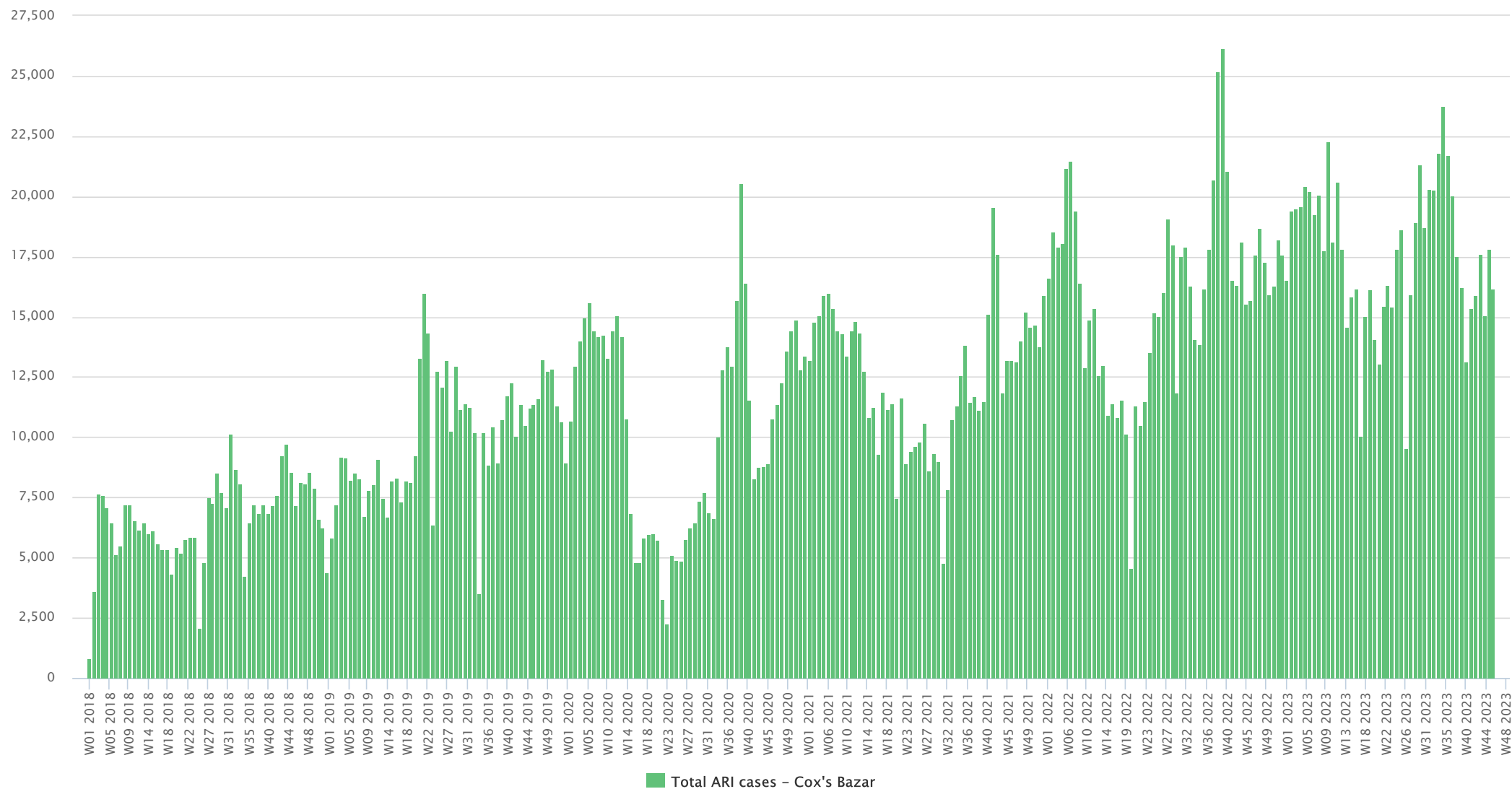
Disease	W45		2023	
	# cases	% morbidity	# cases	% morbidity
AWD	2,721	3.3%	118,191	2.8%
Bloody diarr.	128	0.2%	9,699	0.2%
Other diarr.	841	1.0%	51,167	1.2%
Susp. Varicella	29	0.0%	29,458	0.7%
ARI	16,645	20.0%	816,405	19.0%
Measles/Rub.	7	0.0%	660	0.0%
AFP	1	0.0%	154	0.0%
Susp. menin.	2	0.0%	204	0.0%
AJS	12	0.0%	674	0.0%
Susp. HF	9	0.0%	616	0.0%
Neo. tetanus	0	0.0%	8	0.0%
Adult tetanus	0	0.0%	38	0.0%
Malaria (conf.)	1	0.0%	177	0.0%
Malaria (susp.)	87	0.1%	3,748	0.1%
Dengue (conf.)	173	0.2%	18,942	0.4%
Dengue (susp.)	104	0.1%	8,424	0.2%
Unexpl. fever	473	0.6%	42,403	1.0%
Sev. Malnut.	47	0.1%	2,785	0.1%
Inj./Wounds	2,052	2.5%	111,481	2.6%
Other	59,759	71.9%	3,068,144	71.6%
Total	82,664	100%	4,287,760	100%

## Trend in consultations and key diseases

**Figure 2** | Trend in proportional morbidity for key diseases (W45)

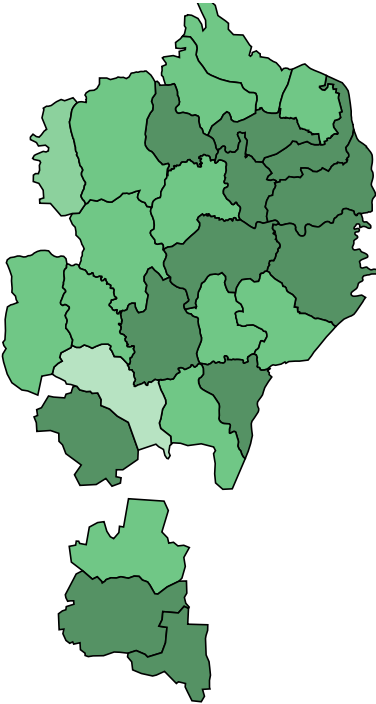


**Figure 3** | Trend in number of cases over time (W38 2017 - W45 2023)



Map 1 | Map of cases by camp (W45 2023)

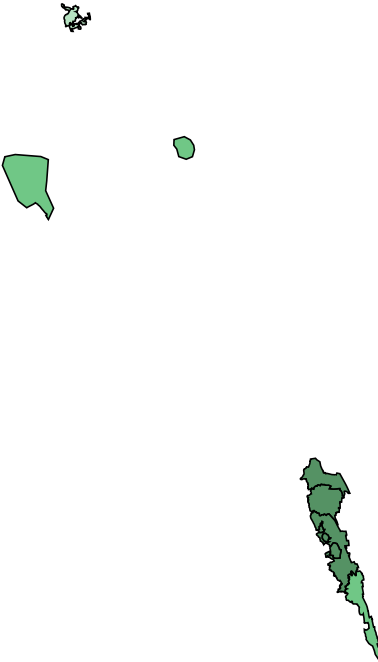
a. Ukhia | Number of cases



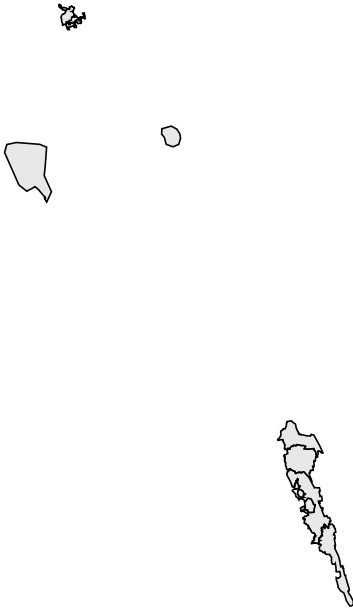
b. Ukhia | Number of alerts



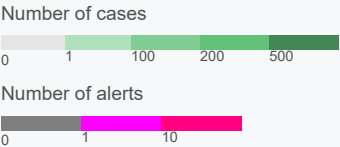
c. Teknaf | Number of cases



d. Teknaf | Number of alerts



Map legend



**Alert threshold**  
Twice the average number of cases over the past 3 weeks. *Source: IEDCR*

Alert management (W45 2023)

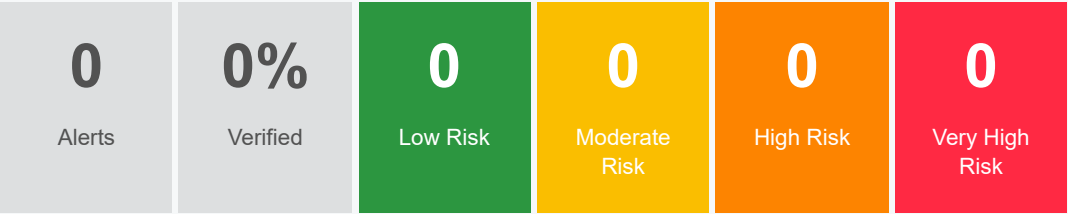


Figure | % sex

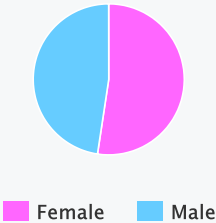
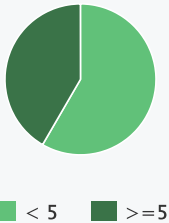
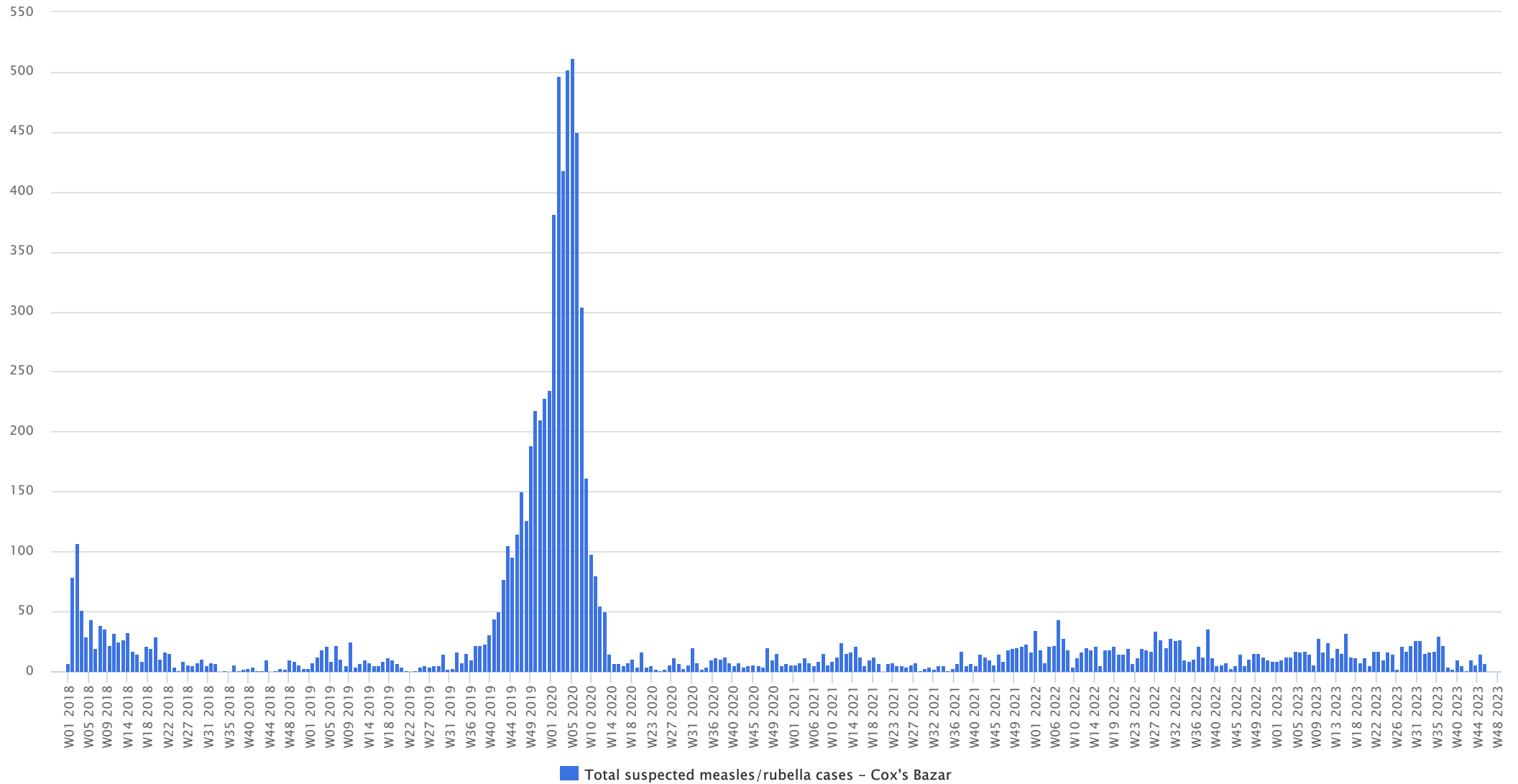


Figure | % age

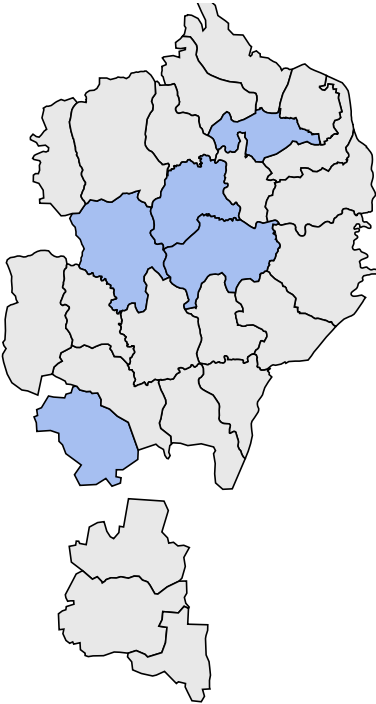


**Figure 4** | Trend in number of suspected cases over time (W38 2017 - W45 2023)



Map 2 | Map of cases by camp (W45 2023)

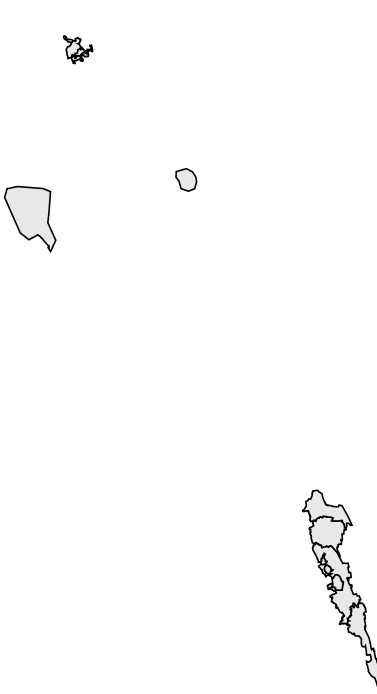
a. Ukhia | Number of cases



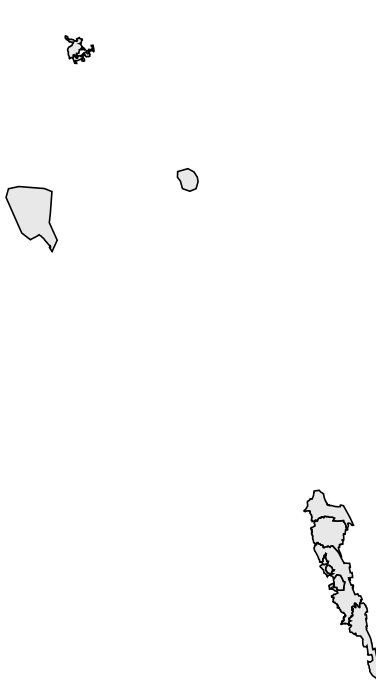
b. Ukhia | Number of alerts



c. Teknaf | Number of cases



d. Teknaf | Number of alerts



Map legend



Alert threshold  
1 case. Source: IEDCR

Alert management (W45 2023)

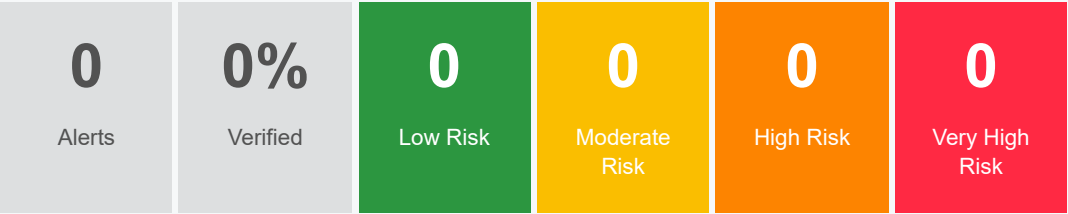


Figure | % sex

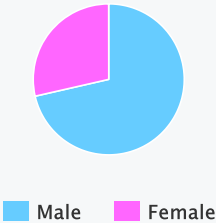
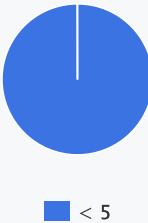
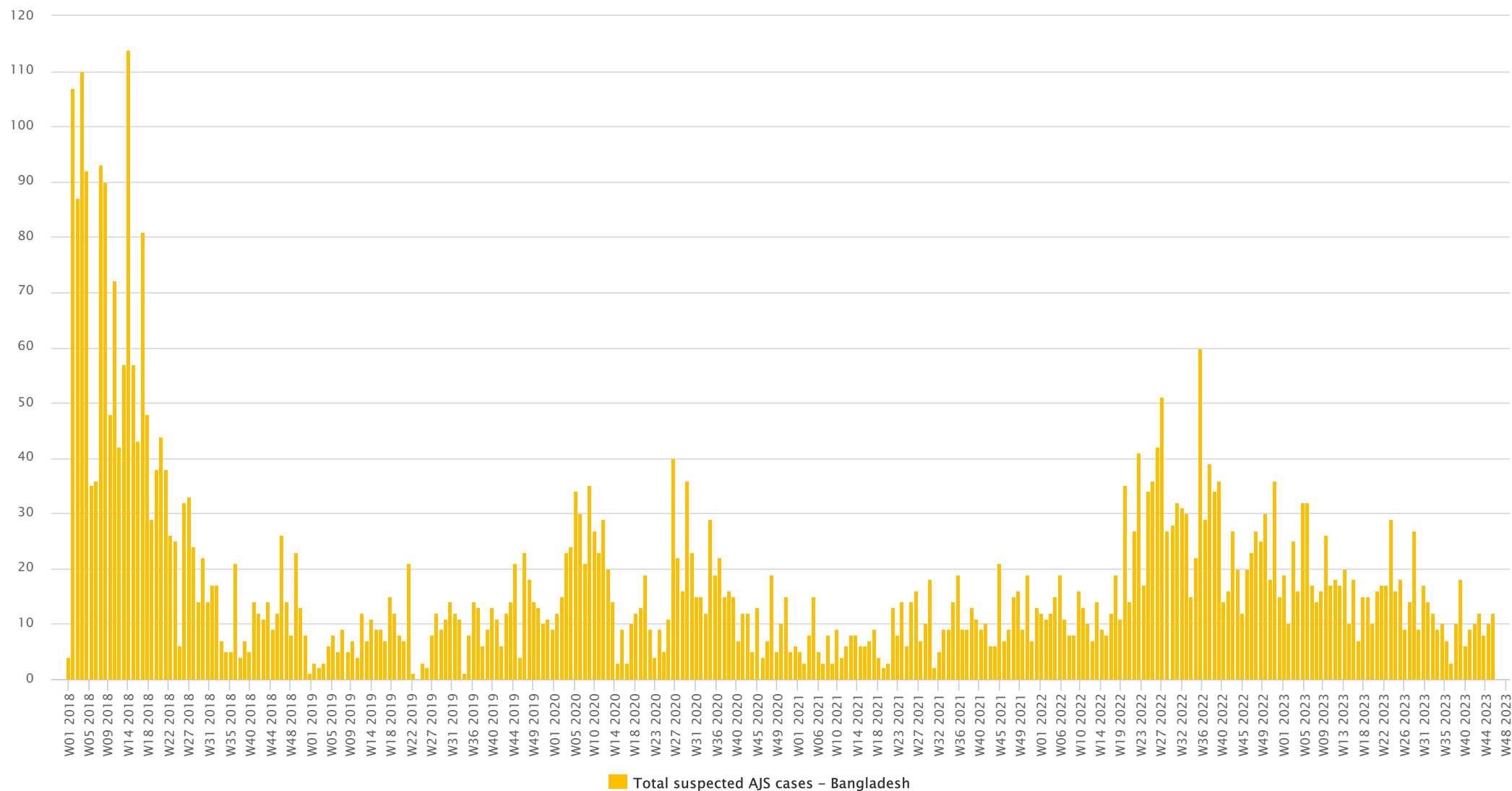


Figure | % age

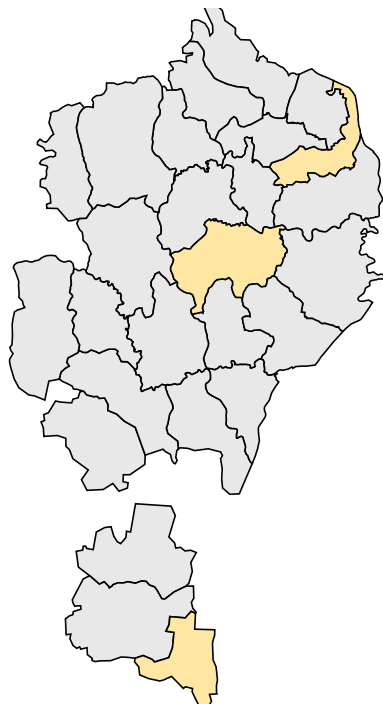


**Figure 5** | Trend in number of cases over time (W38 2017 - W45 2023)

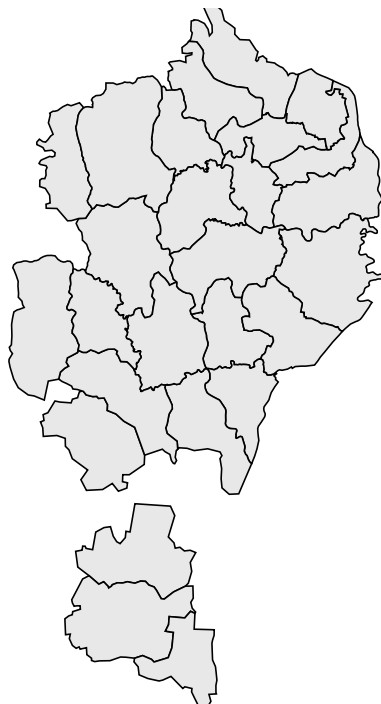


**Map 3 | Map of cases by camp (W37 2017 - W45 2023)**

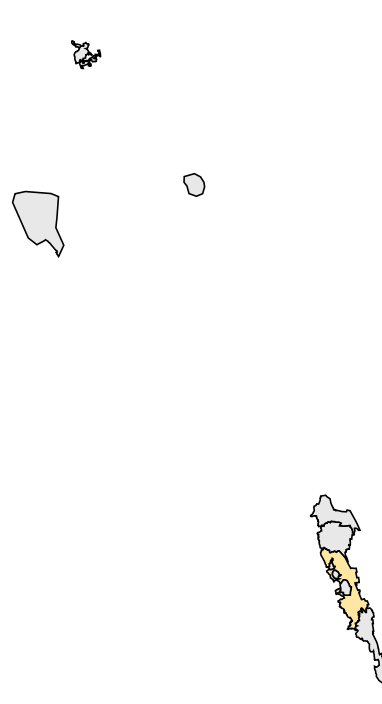
**a. Ukhia | Number of cases**



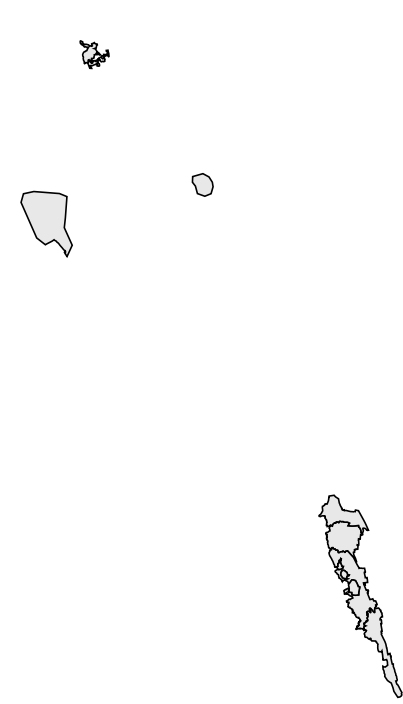
**b. Ukhia | Number of alerts**



**c. Teknaf | Number of cases**



**d. Teknaf | Number of alerts**



## Map legend

Number of cases



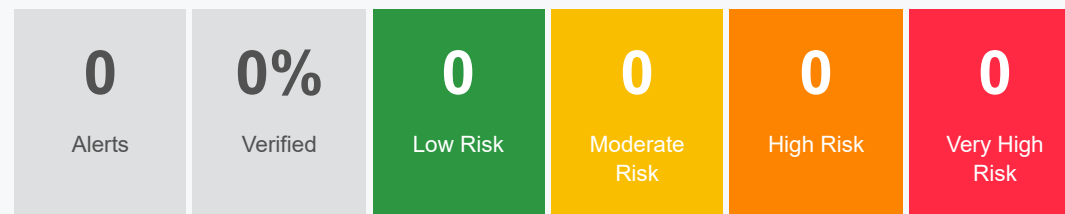
Number of alerts



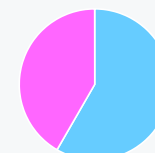
## Alert threshold

A cluster of 3 or more cases seen in a health facility. *Source: IEDCR*

## Alert management (W45 2023)

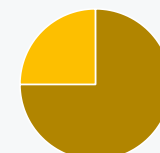


## Figure | % sex



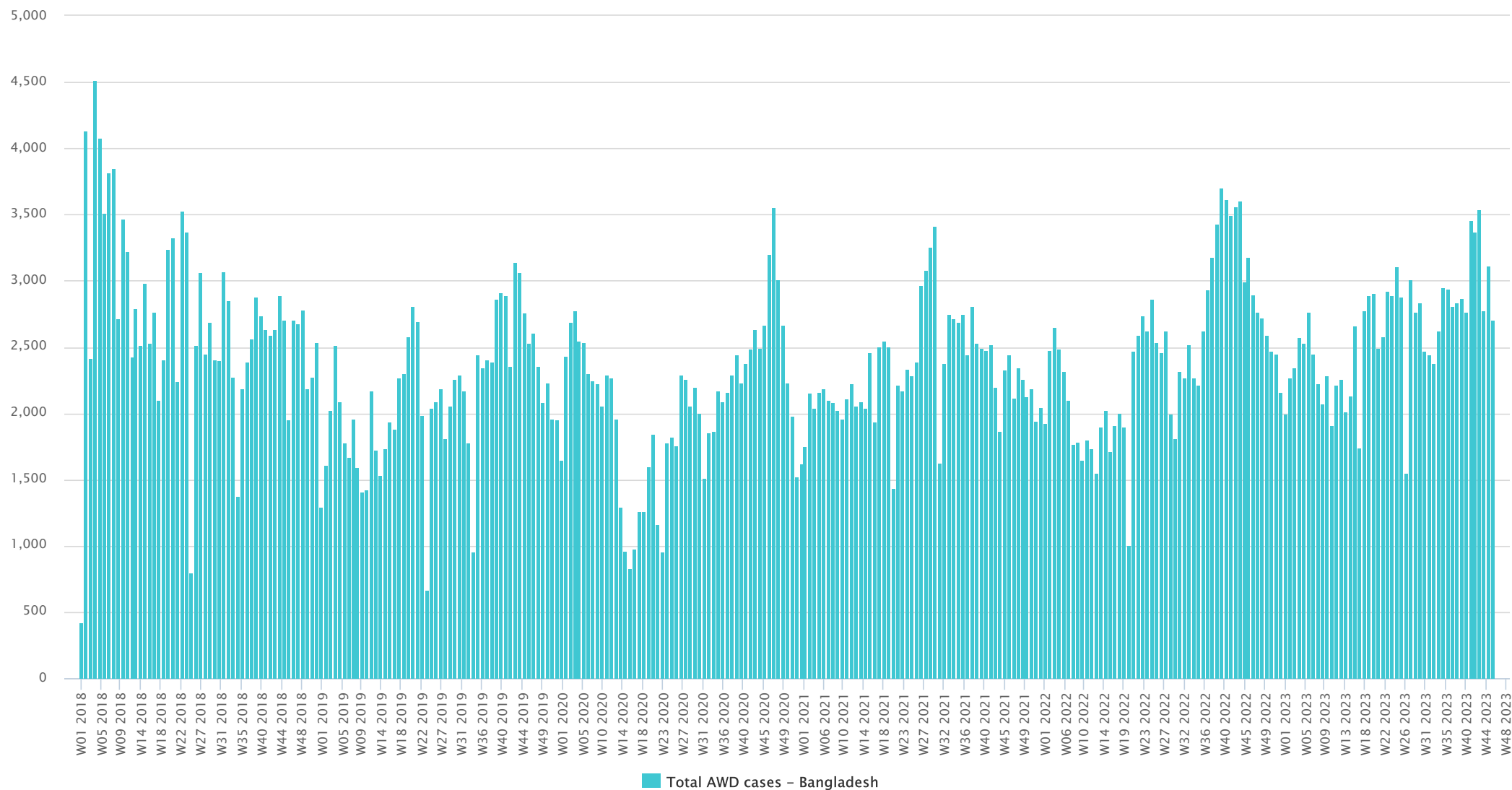
Male Female

## Figure | % age

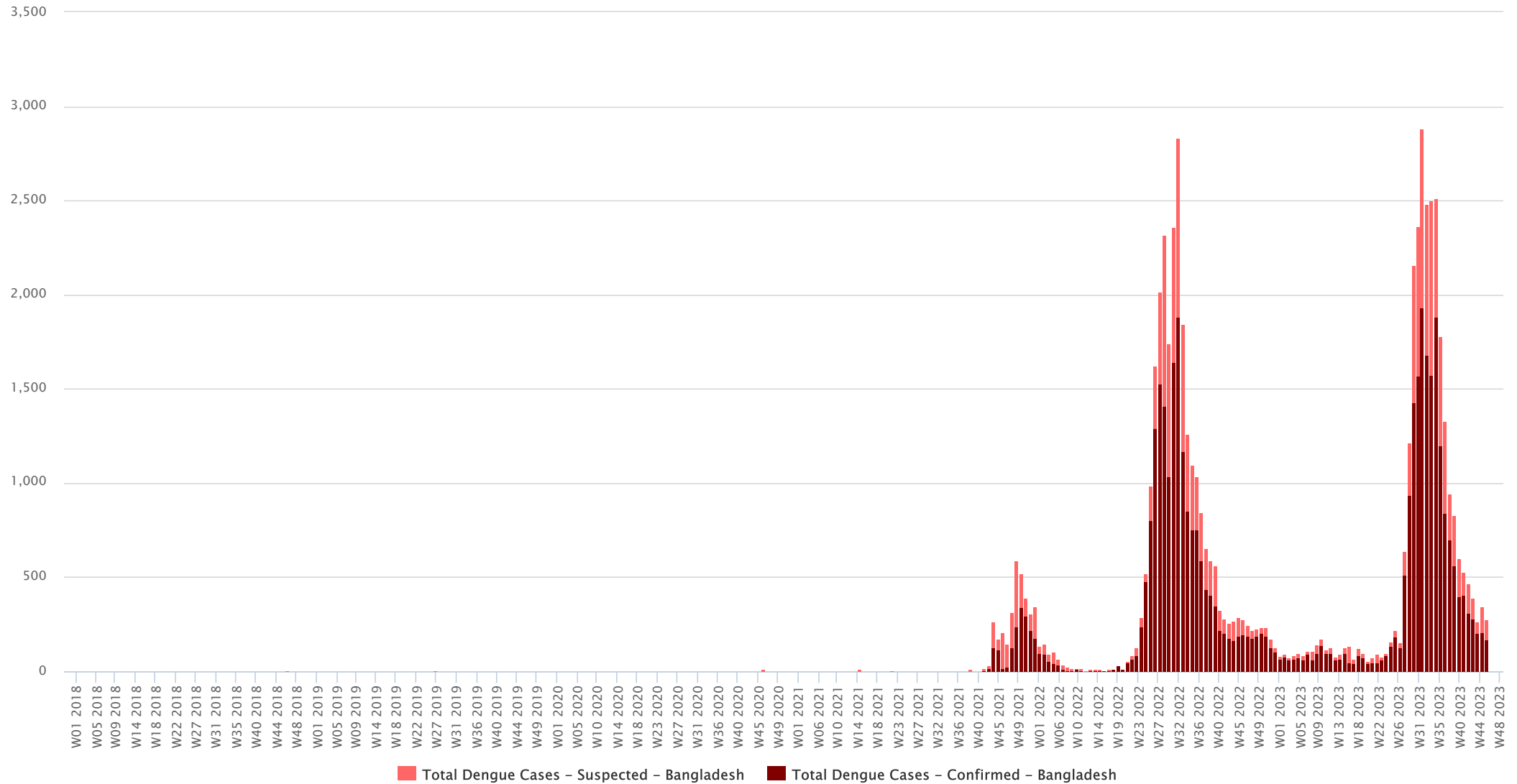


>= 5 < 5

**Figure 6** | Trend in number of cases over time (W38 2017 - W45 2023)

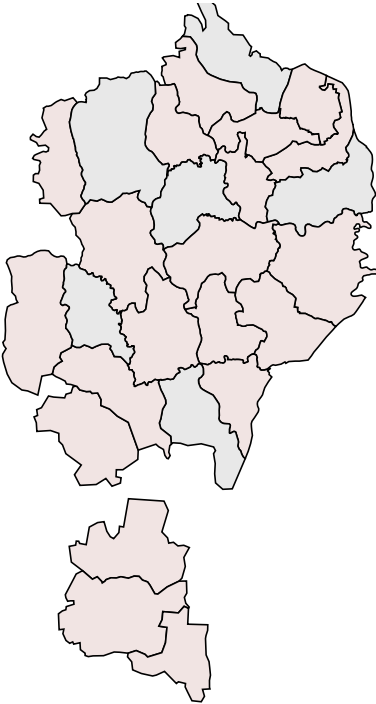


**Figure 7** | Trend in number of cases over time (W38 2017 - W45 2023)



Map 4 | Map of cases by camp (W37 2017 - W45 2023)

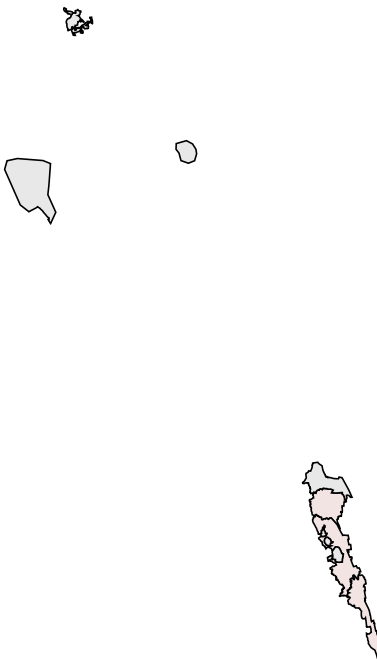
a. Ukhia | Number of cases



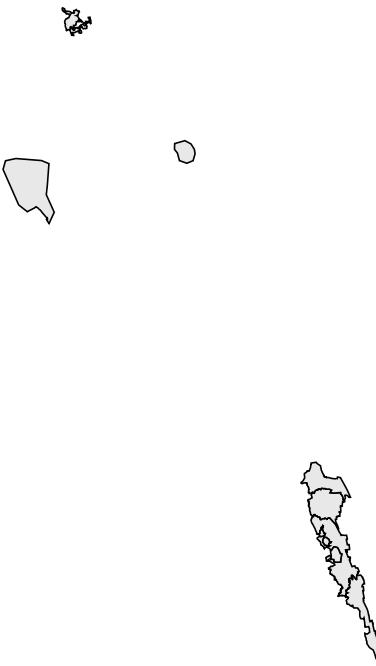
b. Ukhia | Number of alerts



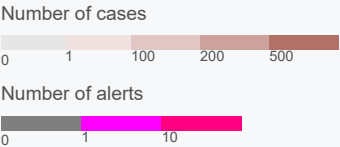
c. Teknaf | Number of cases



d. Teknaf | Number of alerts



Map legend



Alert threshold

Twice the average number of cases over the past 3 weeks. Source: IEDCR

Alert management (W45 2023)

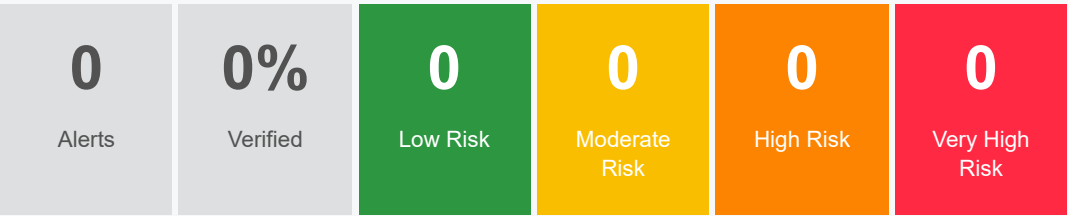


Figure | % sex

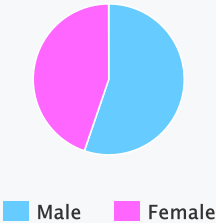
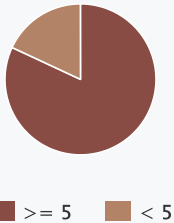
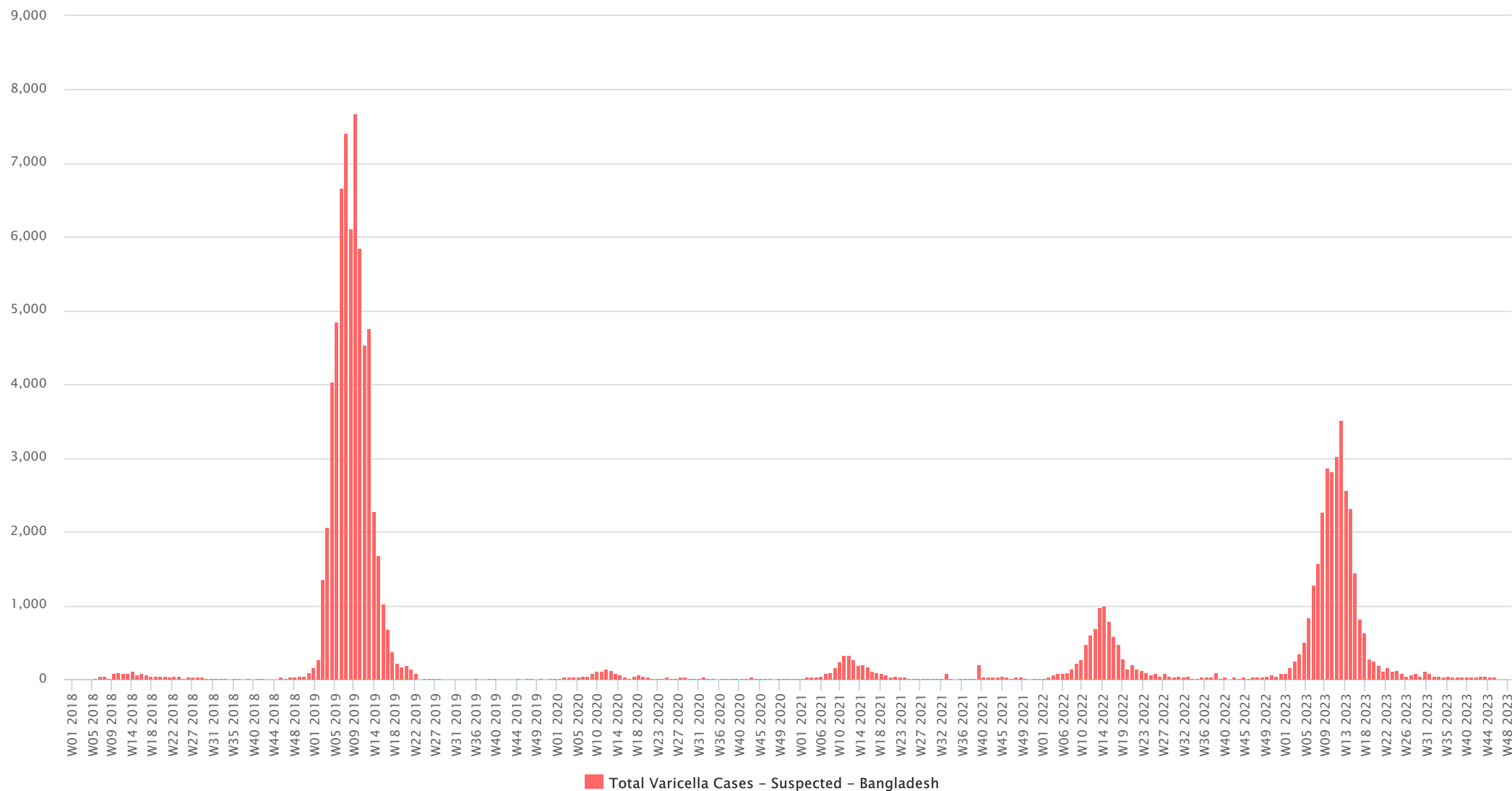


Figure | % age

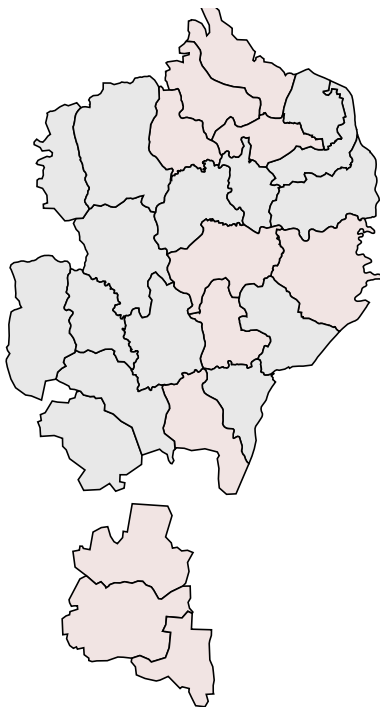


**Figure 7** | Trend in number of cases over time (W38 2017 - W45 2023)

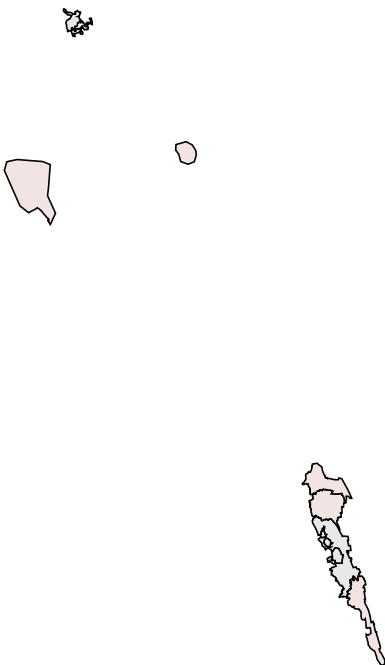


Map 4 | Map of cases by camp (W37 2017 - W45 2023)

a. Ukhia | Number of cases



c. Teknaf | Number of cases



Map legend

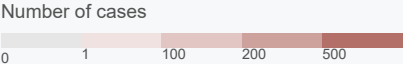


Figure | % sex

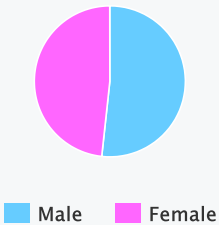
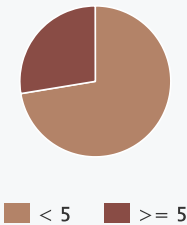


Figure | % age



## For more help and support, please contact:

Dr. Imrul Kayes  
Medical Officer - Civil Surgeon Office (MO-CS)  
Ministry of Health and Family Welfare  
Cox's Bazar, Bangladesh

Telephone: +88 017826296025

Email: mailkayesk65@gmail.com

Dr. David Odhiambo Otieno  
Team Lead\_Epidemiology  
World Health Organization  
Cox's Bazar, Bangladesh

Telephone: +88 017 01202994

Email: otienod@who.int

## Notes

WHO and the Ministry of Health and Family Welfare gratefully acknowledge all partners who have reported the data used in this bulletin.

The data been collected with support from the EWARS project. This is an initiative to strengthen early warning, alert and response in emergencies. It includes an online, desktop and mobile application that can be rapidly configured and deployed in the field. It is designed with frontline users in mind, and built to work in difficult and remote operating environments. This bulletin has been automatically published from the EWARS application.

More information can be found at <http://ewars-project.org>

Sign up for an account with EWARS Bangladesh at <http://bd.ewars.ws>



Ministry of  
Health and  
Family  
Welfare  
Bangladesh



World Health  
Organization



HEALTH SECTOR  
COX'S BAZAR



Global

EWARS