

Epidemiological Highlights

Week 46 (12-18 November) 2023

Currently, a total of **135 health facilities** are registered in EWARS

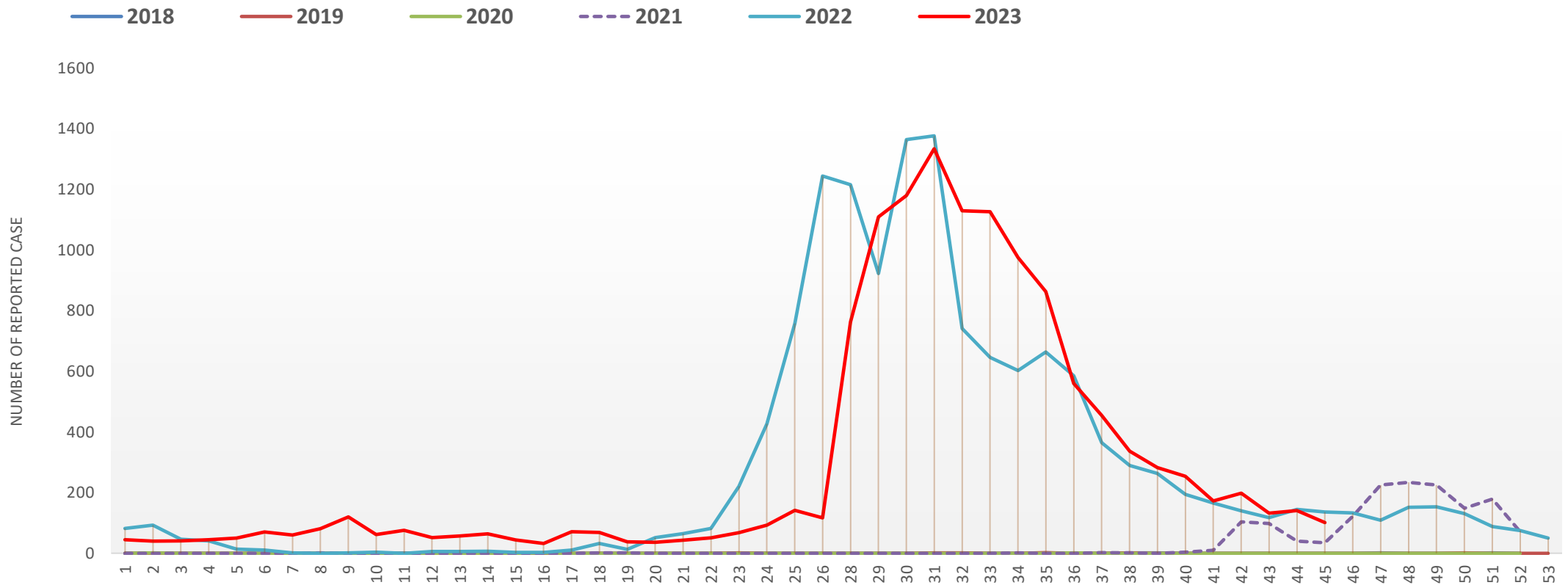
- Of the
- 127 out of 135 registered Health Facilities submitted weekly reports on time this week
- Timeliness and completeness of weekly reporting were 94% which is above the global and national weekly threshold
- Seventy (70) alerts were triggered, this is a 3% decrease from the previous week (72 alerts in week 45, 2023)
- All alerts were reviewed and verified by the WHO EWARS team

Weekly Proportionate Morbidity and SARI Mortality among the FDMN population from 2020-Epi 1-46

- Acute Respiratory Infections (18.5%), Acute Watery Diarrhoea (4.5%), and Injury and wounds (2.5%) were the diseases and health conditions with the highest proportional morbidity this week.
- Monitoring of suspected SARI deaths under enhanced Community-based mortality surveillance has been continued since week 28, 2020. So far, 36 cases of which none is probable COVID-19 Death, have been reported in 2023
- This Epi week, no new SARI death was reported hence there was no investigation, and reclassification as probable COVID-19 death was required

Year	Suspected SARI death reported (current week)	Reclassified as death due to probable COVID-19
2023	39 (0)	0
2022	136	8
2021	96	15
2020	49	2

Weekly trends of confirmed Dengue cases among FDMN and host population in Cox's Bazar from 2018 to Epi Week 46, 2023

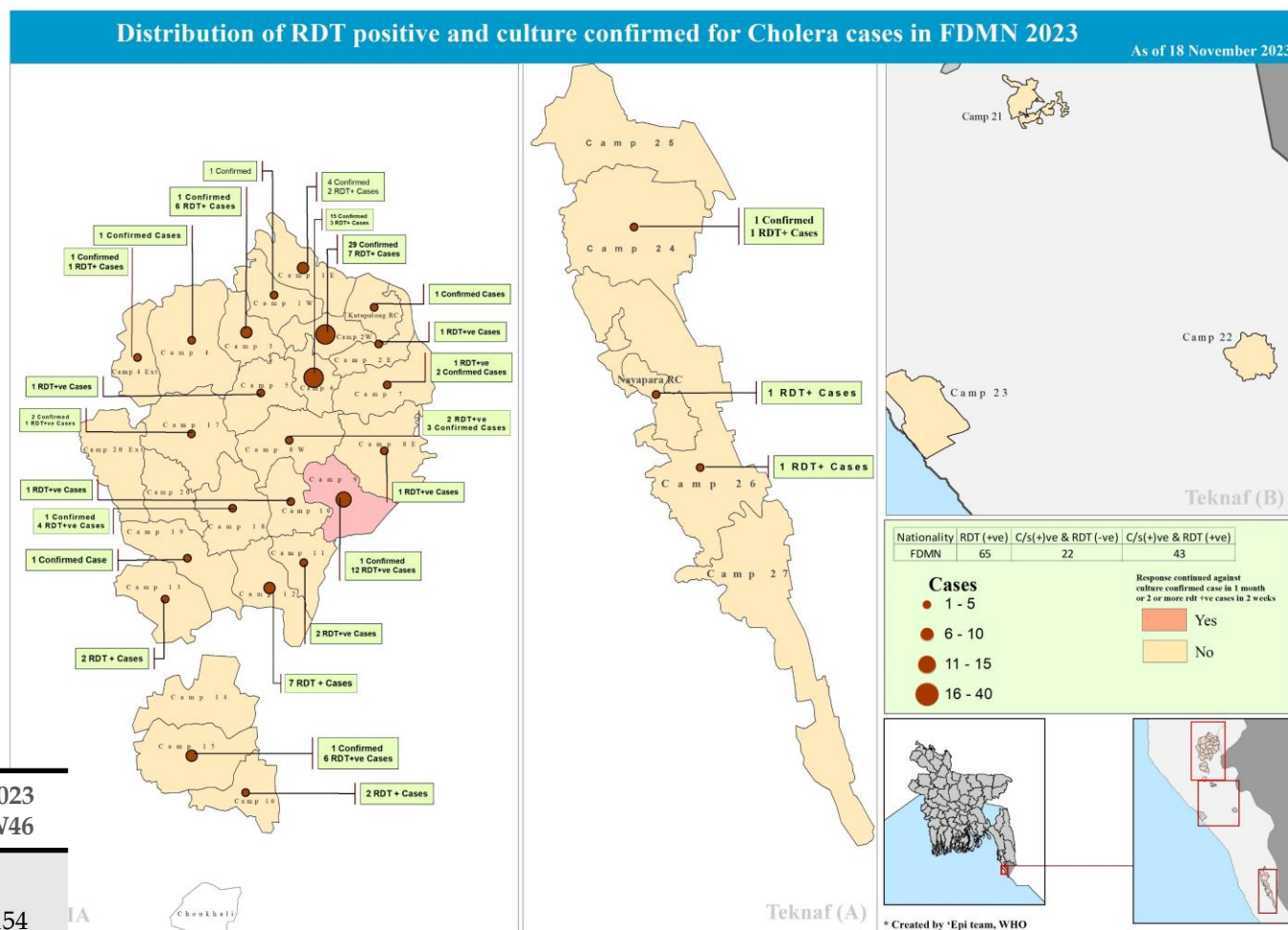


- ❑ Weekly trends of dengue fever cases continue to decline since peaking in Epi week 31 (the current surge began in Epi 26 2023)
- ❑ This week, 141 confirmed dengue cases were reported, a 28% drop from the previous week
- ❑ A cumulative of 13,235 confirmed dengue cases including 18 deaths (CFR 0.1%) have so far been reported in 2023
- ❑ The current transmission is a continuation of that for 2021 and 2022 (possible endemic transmission established)

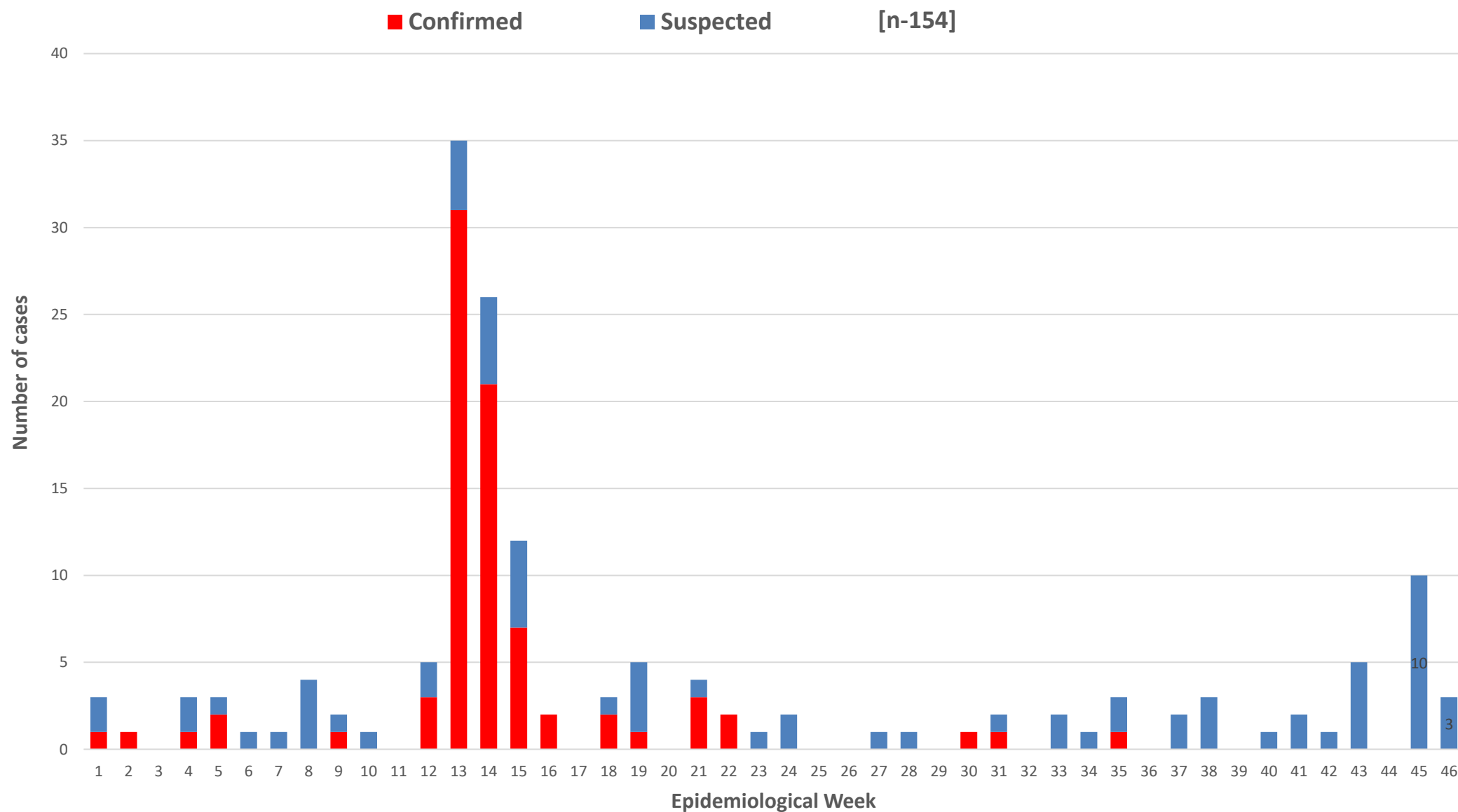
Cholera/AWD Surveillance Updates

- In this week, 13 new suspected cholera cases were reported
- A total of 154 cases of which 73 RDT-positive AWD/cholera suspected cases and 81 culture-confirmed Cholera cases have so far been reported in (Epi week 1-46) 2023.
- Cumulatively there are 1026 RDT AWD cases/Cholera suspects reported while 483 cases were culture-confirmed since transmission in 2018.

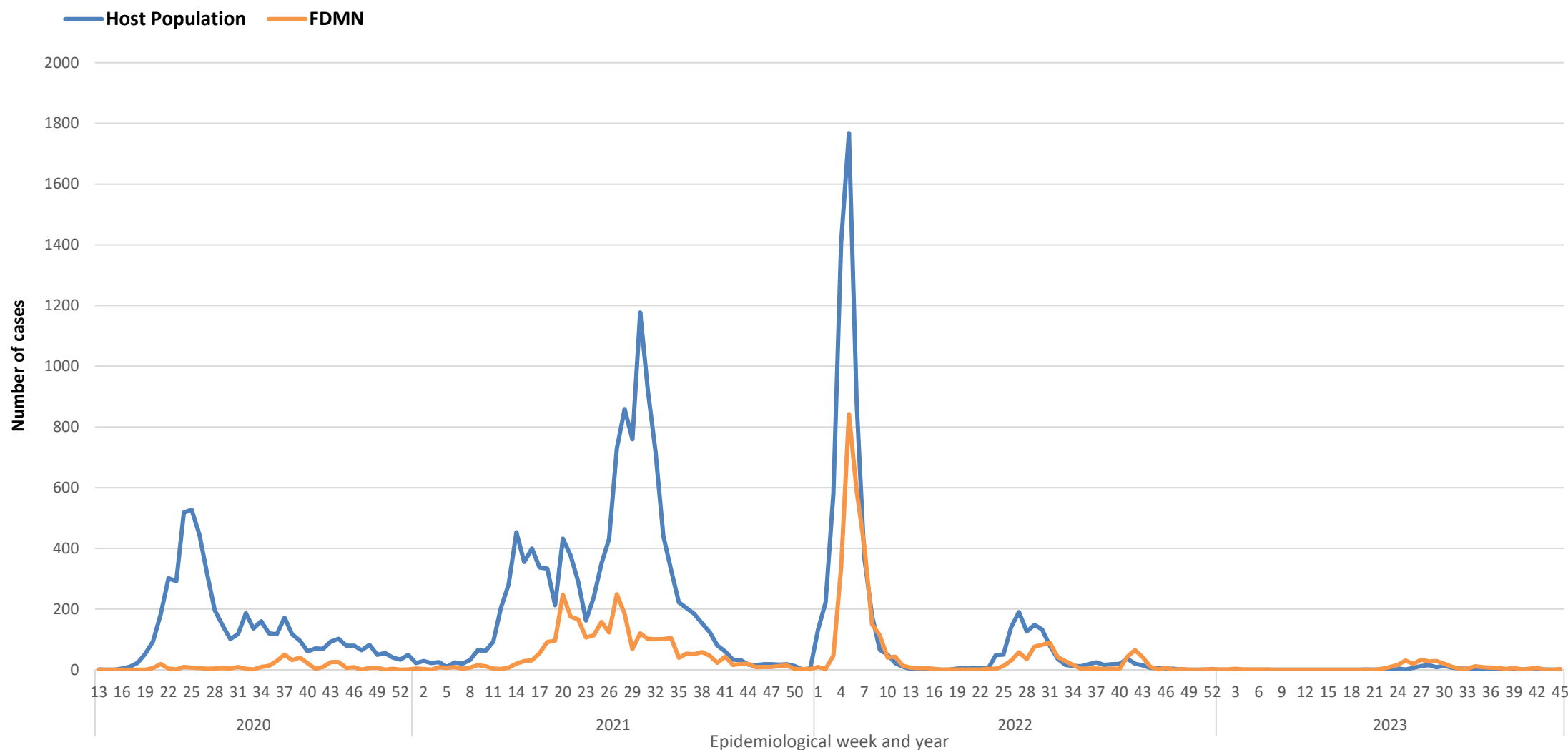
	2018	2019	2020	2021	2022	2023 W46
RDT positive AWD cases/Cholera suspects	49	258	28	357	170	154
Culture confirmed for Cholera	7	184	5	136	70	81



Weekly trends of suspected and confirmed cholera cases from Epi Week 1-46, 2023



Weekly Trends of COVID-19 Cases among FDMN and Host Population in Cox's Bazar District from Epi Week 13, 2020- Epi Week 46, 2023



FDMNs: Two (2) new confirmed cases reported this week from Rohingya Refugee Camps, weekly TPR is 1.3%, and case incidence was 2.2 cases/1 million pop.
Host Population: No (0) new confirmed case was reported this week from the Host community, weekly TPR and case incidence were zero(0)

Weekly and annual Diphtheria Surveillance Updates from 2017- Epi week 46, 2023

Sixteen (16) suspected diphtheria cases were reported in go.data in this Epi week

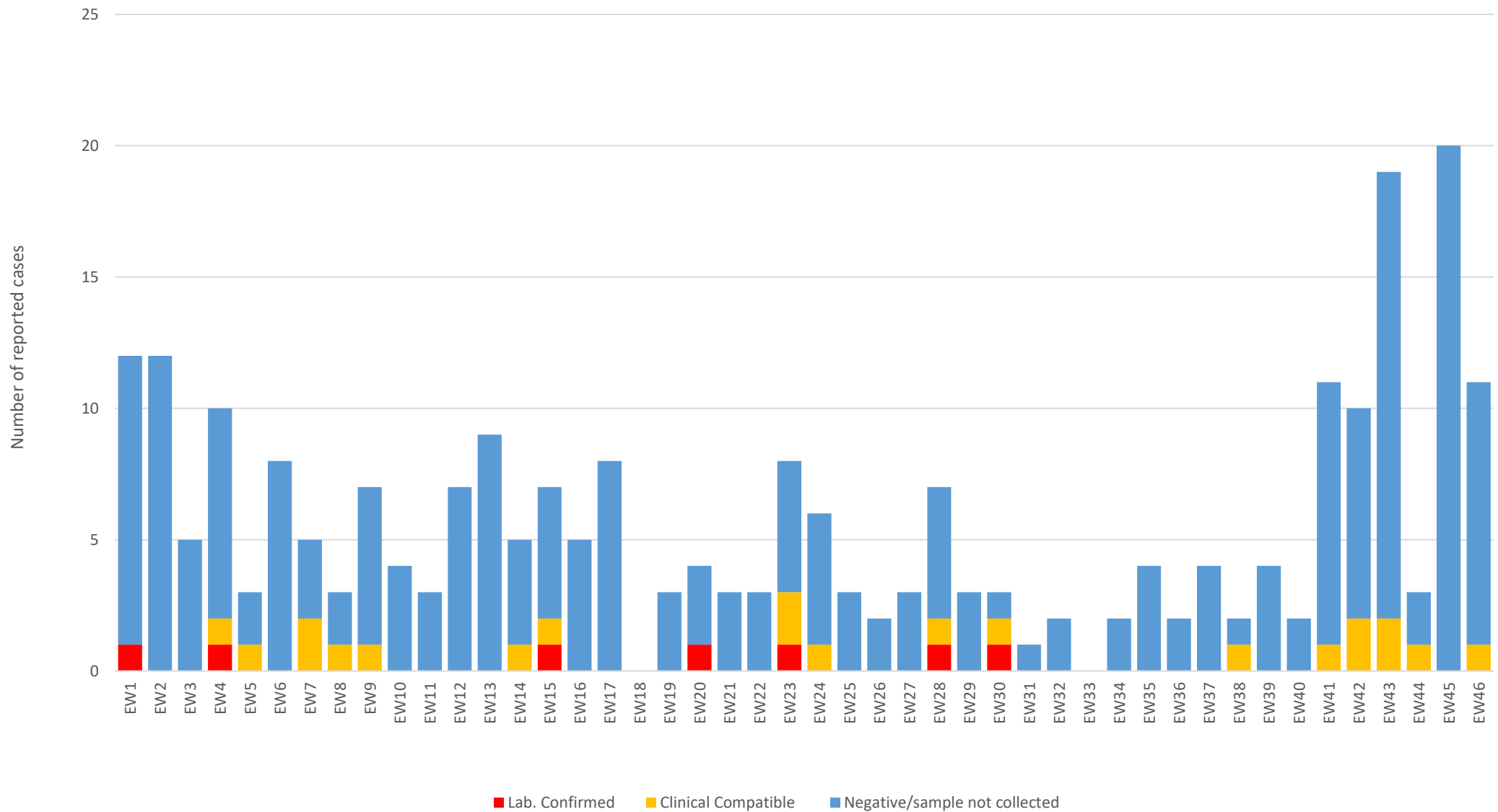
The last confirmed case was reported on 29 July 2023

About 258 cases (7 lab. confirmed, 21 clinically compatible and 230 negative/sample not collected) of which there was one (1) death reported so far in 2023.

In total 54 deaths have so far been reported since 2017, with the last death reported on 15 May 2023

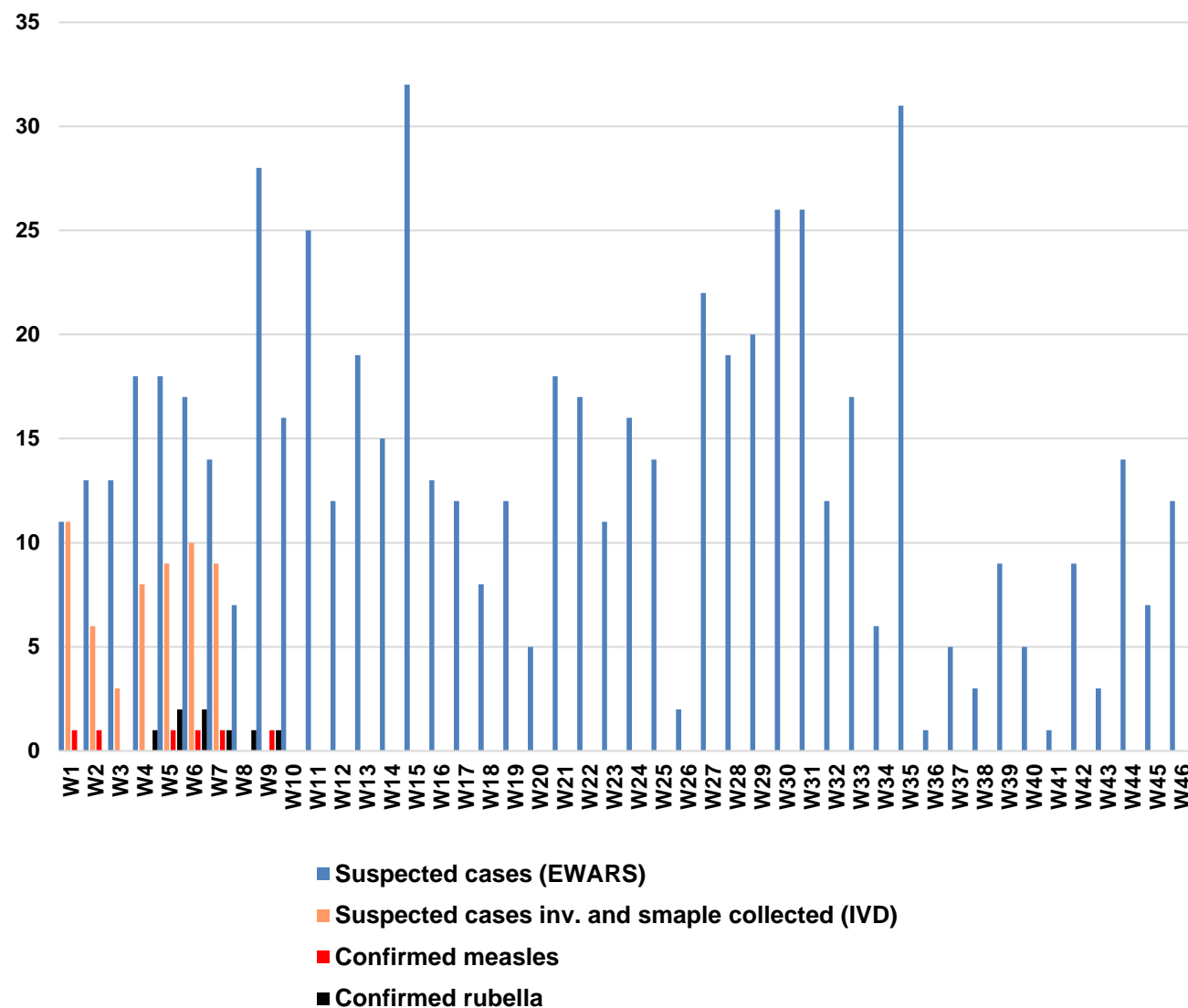
Classification	2017	2018	2019	2020	2021	2022	2023
Lab. Confirmed	66	226	31	19	30	56	7
Clinical Compatible	1154	1555	60	9	29	3	21
Negative/sample not collected	1796	3549	523	198	118	349	230
Death	30	14	3	0	5	2	1

Weekly trends of Diphtheria cases from Epi weeks 1-46, 2023



Epi Curve of Weekly Suspected Measles Cases Week 1-46, 2023

- Twelve (12) suspected measles cases were reported this Epi week
- A total of 617 cases were reported through EWARS, 58 cases were reported through IVD case-based surveillance of which 14 were confirmed through the lab (IgM positive)
- Six (6) confirmed cases were measles and 8 were rubella confirmed
- Epidemiology and IVD units undertaking investigations



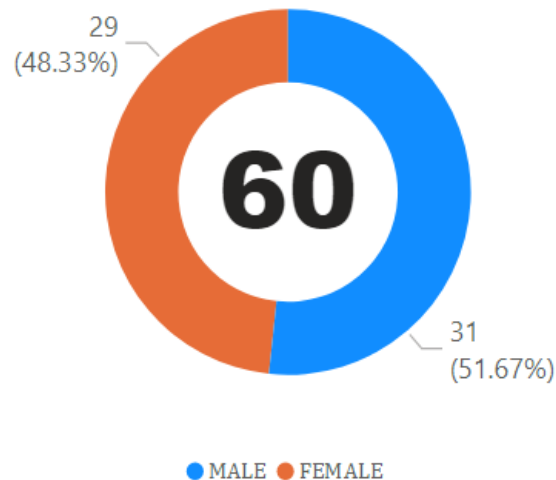
Proportionate Mortality updates Epi week 46, 2023

Probable causes of death	Epi week 46	In 2023
Still Birth	6 (10%)	295 (12%)
Neonatal Death (<28 days old)	6 (10%)	265 (11%)
Infectious Disease	1 (2%)	66 (3%)
Severe Acute Respiratory Infection (SARI)	--	32 (1%)
Injury	--	54 (2%)
Maternal Death	3 (5%)	47 (2%)
Acute Malnutrition	--	3(0%)
Other	44 (73%)	1686 (69%)
Total	60 (100%)	2448 (100%)

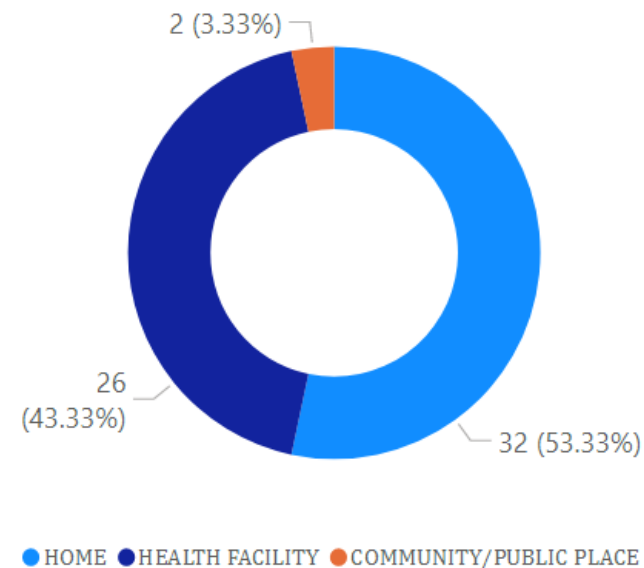
Partners to report all mortalities into the EWARS platform using both case and event-based reporting as applicable

Community-based Mortality Surveillance updates Epi week 46, 2023

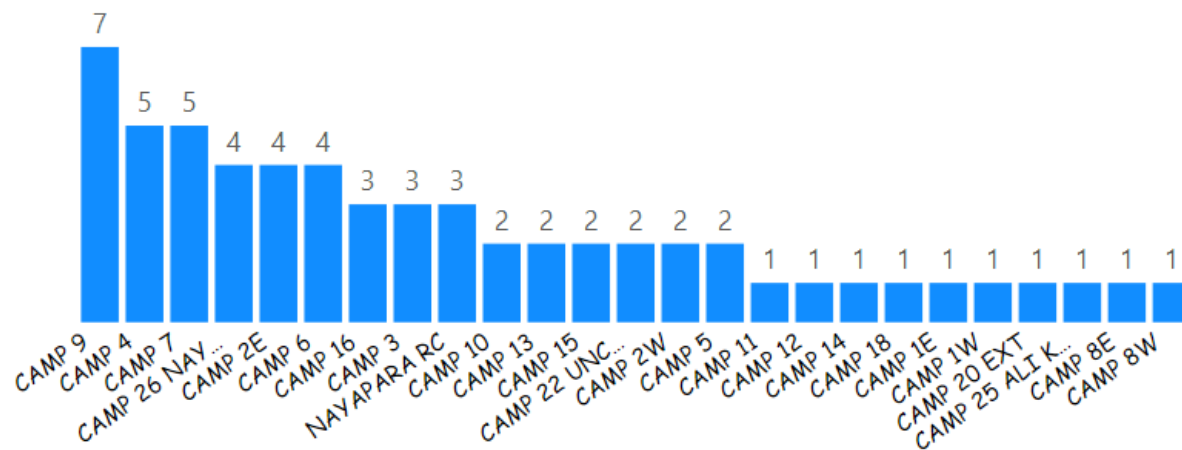
Gender distribution



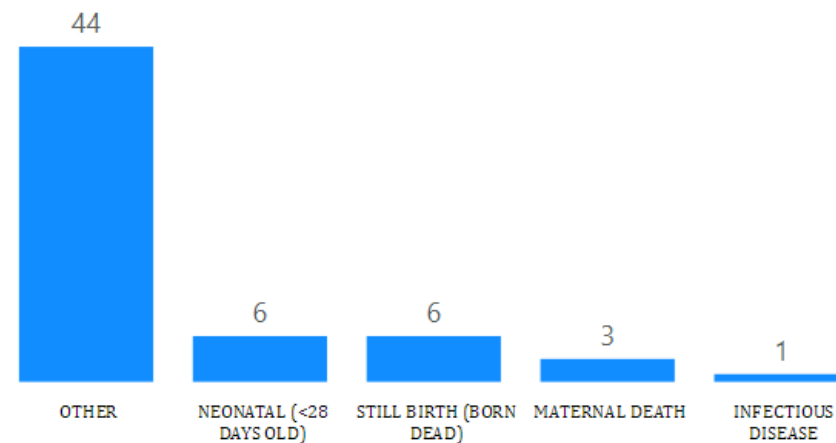
Place of death



Distribution of deceased Camp



Distribution of Probable cause of death



Bangladesh

Rohingya Emergency Response

Early Warning, Alert and
Response System (EWARS)

Epidemiological Bulletin W46 2023



Ministry of Health and Family
Welfare Bangladesh



World Health
Organization



HEALTH SECTOR
COX'S BAZAR



Printed: 03:28 Sunday, 03 December 2023 UTC

Contents

Highlights

Slide 1	Table 1 Coverage
	Table 2 Early warning performance
	Table 3 Alert performance

Early Warning

Slide 2	Map 1a Ukhia completeness by site/zone
	Map 1b Teknaf completeness by site/zone
Slide 3	Table 4 Ukhia (Northern group) performance by site/zone
	Map 2 Ukhia (Northern group) completeness by site/zone
Slide 4	Table 5 Ukhia (Southern group) performance by site/zone
	Map 3 Ukhia (Southern group) completeness by site/zone
Slide 5	Table 6 Teknaf performance by site/zone
	Map 4 Teknaf completeness by site/zone
Slide 6	Table 7 Performance by partner

Alert

Slide 7	Table 8 Ukhia (Northern group) alerts by site/zone
	Map 5 Ukhia (Northern group) alerts site/zone
Slide 8	Table 9 Ukhia (Southern group) alerts by site/zone
	Map 6 Ukhia (Southern group) alerts site/zone
Slide 9	Table 10 Teknaf alerts by site/zone
	Map 7 Teknaf alerts site/zone
Slide 10	Table 11 Performance by type of alert
	Table 12 Risk Assessment

Sources of data

1. Weekly EWARS Reporting Form
2. Mortality Case Report Form
3. Event-based Surveillance Form

Highlights W46 2023

Table 1 | Coverage

#	%	
952,309	-	Estimated total Rohingya population ¹
923,358	100%	Total population under surveillance
148	-	Total number of health facilities
135	91%	Number of EWARS reporting sites

Table 2 | Early warning performance indicators

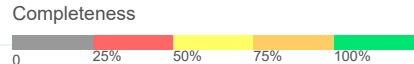
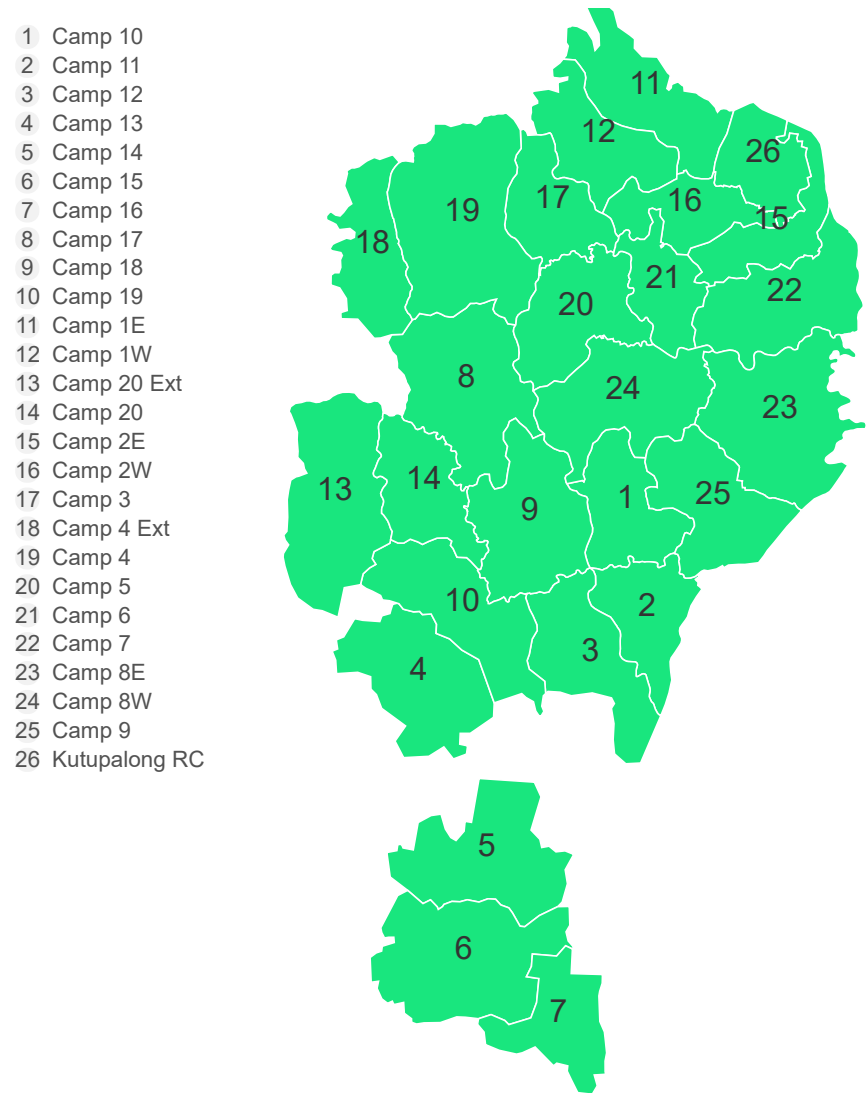
W46	Cumulative (2023)	
127	6670	Number of weekly reports received
94%	95%	Completeness
94%	86%	Timeliness

Table 3 Alert performance indicators

W46	Cumulative (2023)	
70	3,455	Total alerts raised
100%	100%	% verified
0%	0%	% auto-discarded
0%	0%	% undergoing risk assessment
0%	0%	% completed risk assessment

¹ Source: UNHCR. Bangladesh: Joint Government of Bangladesh- UNHCR Population Factsheet. 31 December 2022.

Map 1a | Ukhia completeness by camp



Map 1b | Teknaf completeness by camp

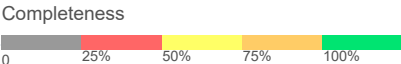
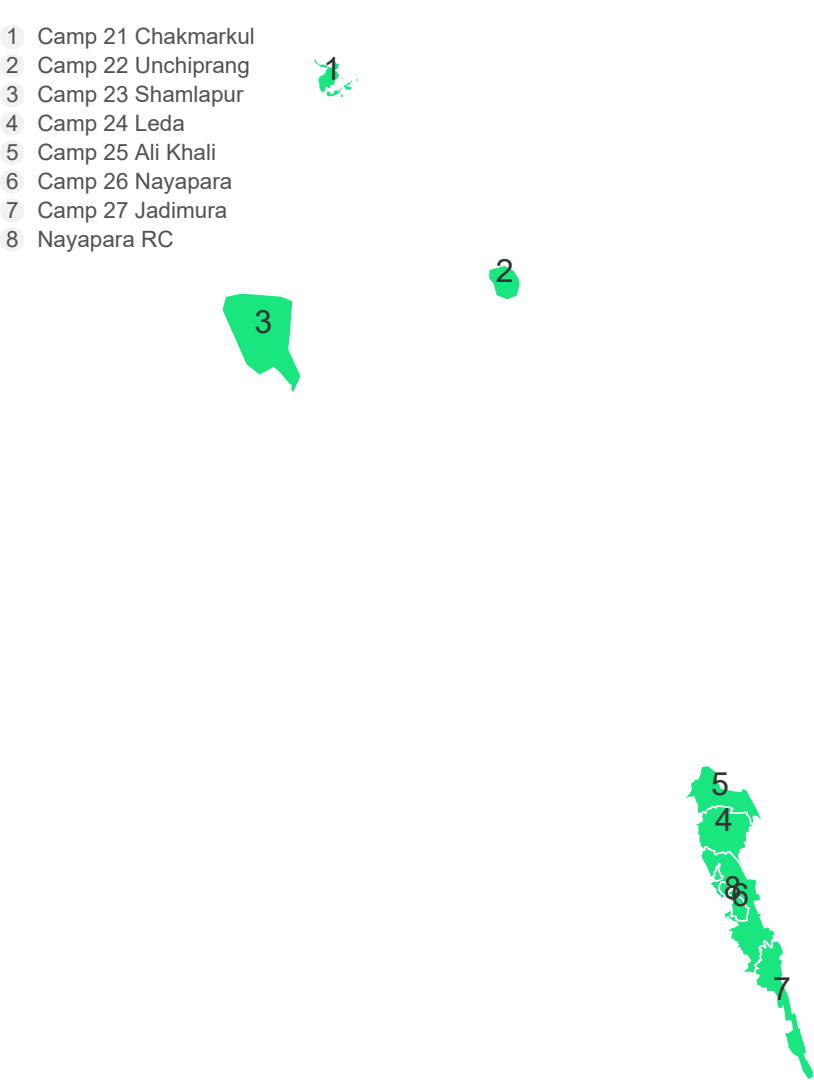


Table 4 | Performance by camp (W46 2023)

Northern group	Reporting		Performance	
	# health facilities	# reports received	Completeness	Timeliness
Ukhia Northern Group				
Camp 1E	4	4	100%	100%
Camp 1W	4	4	100%	100%
Camp 2E	3	3	100%	100%
Camp 2W	3	3	100%	100%
Camp 3	3	3	100%	100%
Camp 4	5	4	80%	80%
Camp 4 Ext	1	1	100%	100%
Camp 5	4	4	100%	100%
Camp 6	2	2	100%	100%
Camp 7	4	4	100%	100%
Camp 8E	9	8	88%	88%
Camp 8W	3	3	100%	100%
Kutupalong RC	2	2	100%	100%

Map 2 | Completeness by camp

- 1 Camp 1E
- 2 Camp 1W
- 3 Camp 2E
- 4 Camp 2W
- 5 Camp 3
- 6 Camp 4 Ext
- 7 Camp 4
- 8 Camp 5
- 9 Camp 6
- 10 Camp 7
- 11 Camp 8E
- 12 Camp 8W
- 13 Kutupalong RC

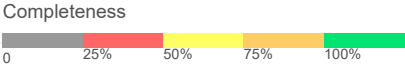
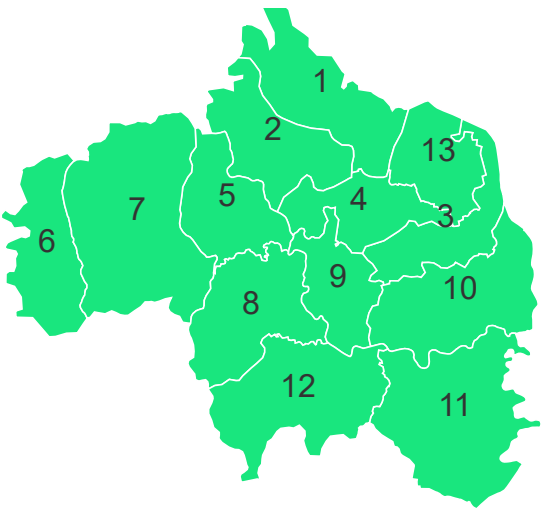


Table 5 | Performance by camp (W46 2023)

Southern group	Reporting		Performance	
	# health facilities	# reports received	Completeness	Timeliness
Ukhia Southern Group				
Camp 10	4	4	100%	88%
Camp 11	3	3	100%	100%
Camp 12	3	3	100%	100%
Camp 13	6	6	100%	92%
Camp 14	5	5	100%	100%
Camp 15	7	6	86%	86%
Camp 16	7	6	86%	86%
Camp 17	4	4	100%	100%
Camp 18	4	4	100%	100%
Camp 19	3	3	100%	67%
Camp 20	3	3	100%	100%
Camp 20 Ext	2	2	100%	100%
Camp 9	5	5	100%	80%

Map 3 | Completeness by camp

- 1 Camp 10
- 2 Camp 11
- 3 Camp 12
- 4 Camp 13
- 5 Camp 14
- 6 Camp 15
- 7 Camp 16
- 8 Camp 17
- 9 Camp 18
- 10 Camp 19
- 11 Camp 20 Ext
- 12 Camp 20
- 13 Camp 9

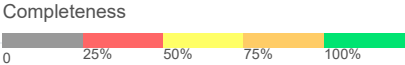
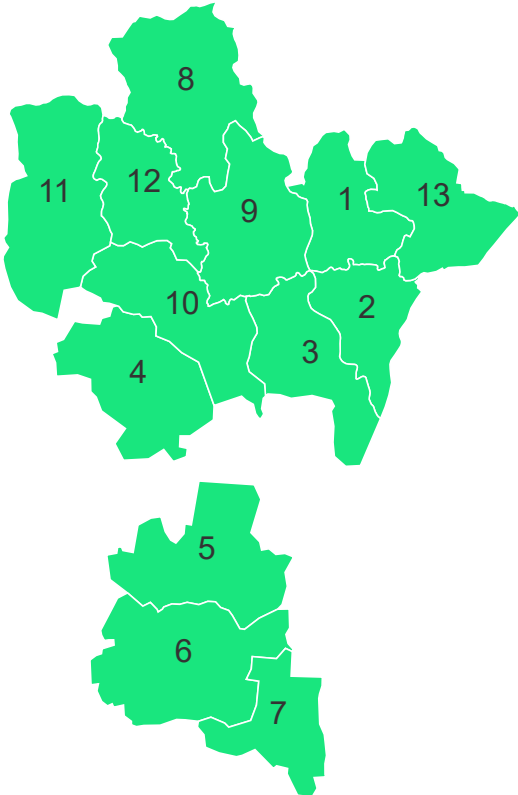


Table 6 | Performance by camp (W46 2023)

Teknaf	Reporting		Performance	
	# health facilities	# reports received	Completeness	Timeliness
Ukhia Teknaf				
Camp 21 Chakmarkul	3	3	100%	67%
Camp 22 Unchiprang	4	3	75%	75%
Camp 23 Shamlapur	2	2	100%	100%
Camp 24 Leda	2	1	50%	50%
Camp 25 Ali Khali	3	3	100%	100%
Camp 26 Nayapara	4	4	100%	88%
Camp 27 Jadimura	2	2	100%	100%
Nayapara RC	2	2	100%	100%

Map 4 | Completeness by camp

- 1 Camp 21 Chakmarkul
- 2 Camp 22 Unchiprang
- 3 Camp 23 Shamlapur
- 4 Camp 24 Leda
- 5 Camp 25 Ali Khali
- 6 Camp 26 Nayapara
- 7 Camp 27 Jadimura
- 8 Nayapara RC

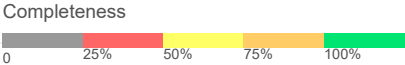
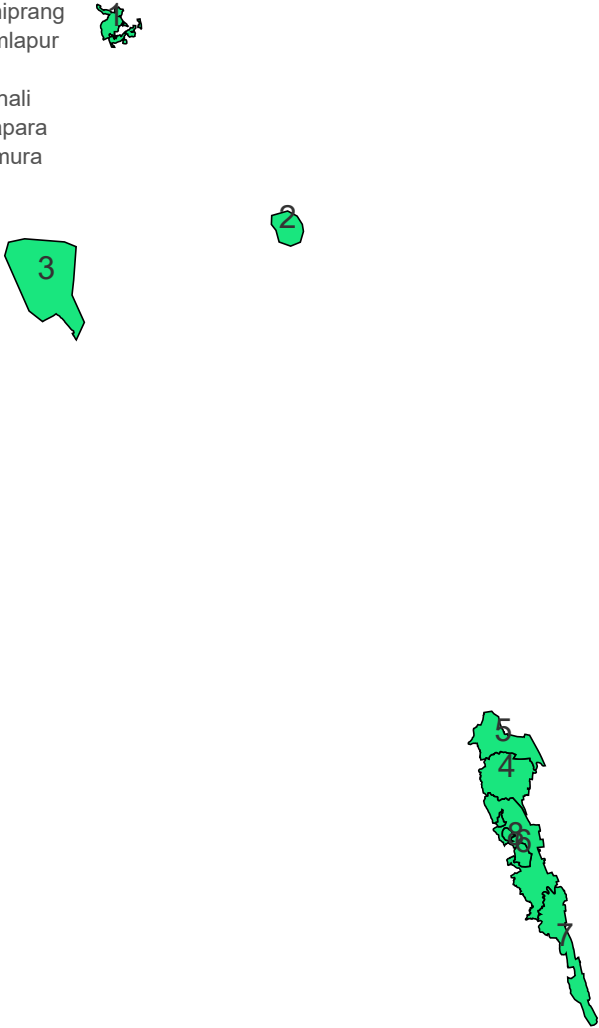


Table 7 | Performance by partner (W46 2023)

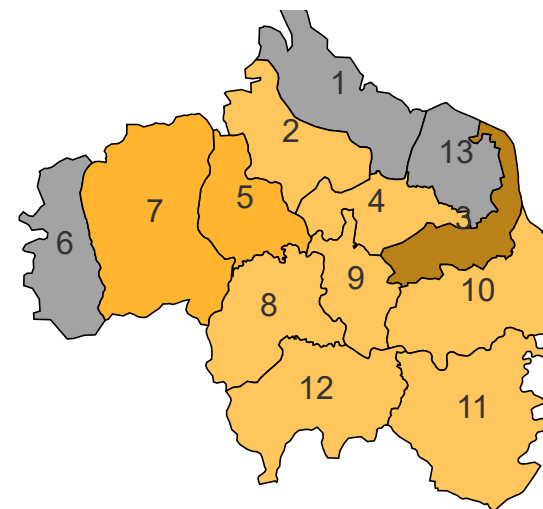
Partner	Performance		Reporting		Partner	Performance		Reporting	
	# sites	# reports received	Completeness	Timeliness		# sites	# reports received	Completeness	Timeliness
AKF	2	1	50%	50%	IRC	8	3	75%	75%
AWARD	12	6	50%	50%	MSF	14	7	100%	100%
BASHMAH	2	1	50%	50%	MoH	14	5	71%	71%
BDRCS	18	8	44%	44%	MHI	0	1	0%	0%
BRAC	10	10	50%	50%	Medair	0	0		
CARE	0	0			FH/MTI	8	4	100%	100%
GH/CPI	2	1	50%	50%	PRANTIC	2	0	0%	0%
DBC	2	1	50%	50%	PULSE	2	1	50%	50%
DSK	0	0			QC	2	1	50%	0%
DCHT-PWJ	2	1	50%	50%	PHD	16	8	100%	100%
FRNDS	16	6	88%	63%	RPN	4	1	25%	0%
GK	20	10	100%	100%	RHU	6	3	50%	100%
Global One	0	1	0%	0%	RI	0	0		
GUSS	2	1	50%	50%	RTMI	14	7	100%	100%
HAEFA	4	2	50%	50%	SALT	2	1	50%	50%
HAIB	0	0			SCI	14	7	100%	100%
HMBDF	4	2	100%	100%	DCHT-MM	2	1	50%	50%
HOPE	2	1	50%	50%	Turkish Government	2	1	50%	0%
ICRC	0	0			TdH	4	2	100%	100%
IOM	38	19	95%	95%					

Table 8 | Performance by camp

Northern group	W46		Cumulative (2023)	
	# alerts	% verif.	# alerts	% verif.
Alerts Northern group				
Camp 1E	0	0%	108	83%
Camp 1W	2	0%	159	82%
Camp 2E	12	17%	416	74%
Camp 2W	2	0%	181	78%
Camp 3	5	0%	174	70%
Camp 4	5	0%	144	78%
Camp 4 Ext	0	0%	37	78%
Camp 5	1	0%	84	79%
Camp 6	2	0%	67	76%
Camp 7	1	0%	76	78%
Camp 8E	1	0%	86	84%
Camp 8W	1	0%	168	80%
Kutupalong RC	0	0%	49	92%

Map 5 | Number of alerts by camp

- 1 Camp 1E
- 2 Camp 1W
- 3 Camp 2E
- 4 Camp 2W
- 5 Camp 3
- 6 Camp 4 Ext
- 7 Camp 4
- 8 Camp 5
- 9 Camp 6
- 10 Camp 7
- 11 Camp 8E
- 12 Camp 8W
- 13 Kutupalong RC



of alerts



Table 9 | Performance by camp

Southern group	W46		Cumulative (2023)	
	# alerts	% verif.	# alerts	% verif.
Alerts Northern group				
Camp 10	3	0%	85	59%
Camp 11	2	0%	59	86%
Camp 12	0	0%	74	81%
Camp 13	2	0%	98	86%
Camp 14	2	0%	109	72%
Camp 15	5	0%	156	64%
Camp 16	2	0%	118	71%
Camp 17	0	0%	56	70%
Camp 18	5	0%	170	69%
Camp 19	0	0%	18	83%
Camp 20	1	0%	68	72%
Camp 20 Ext	0	0%	19	95%
Camp 9	3	0%	105	77%

Map 6 | Number of alerts by camp

- 1 Camp 10
- 2 Camp 11
- 3 Camp 12
- 4 Camp 13
- 5 Camp 14
- 6 Camp 15
- 7 Camp 16
- 8 Camp 17
- 9 Camp 18
- 10 Camp 19
- 11 Camp 20 Ext
- 12 Camp 20
- 13 Camp 9

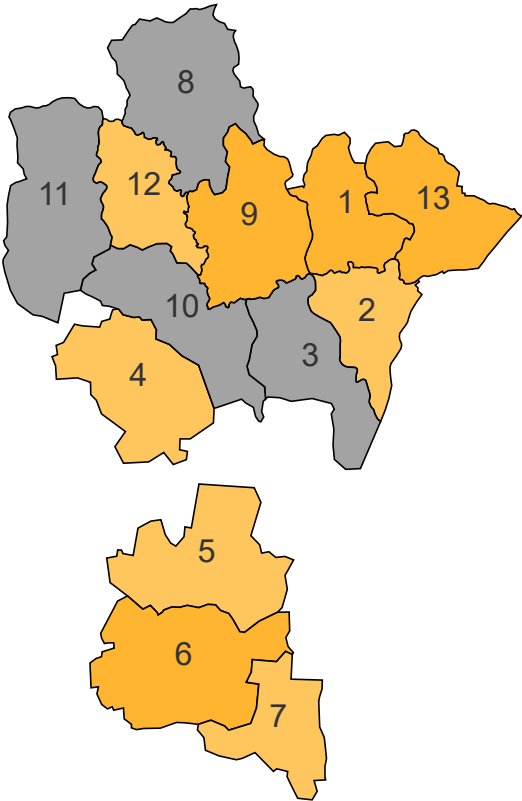


Table 10 | Performance by camp

Teknaf	W46		Cumulative (2023)	
	# alerts	% verif.	# alerts	% verif.
Alerts Northern group				
Camp 21 Chakmarkul	3	0%	92	74%
Camp 22 Unchiprang	1	0%	70	89%
Camp 23 Shamlapur	0	0%	4	100%
Camp 24 Leda	6	0%	249	65%
Camp 25 Ali Khali	0	0%	14	86%
Camp 26 Nayapara	1	0%	36	72%
Camp 27 Jadimura	0	0%	12	92%
Nayapara RC	2	0%	58	74%

Map 7 | Number of alerts by camp

- 1

Camp 21 Chakmarkul
- 2

Camp 22 Unchiprang
- 3

Camp 23 Shamlapur
- 4

Camp 24 Leda
- 5

Camp 25 Ali Khali
- 6

Camp 26 Nayapara
- 7

Camp 27 Jadimura
- 8

Nayapara RC




Table 11 | Performance by type of alert

Event	W46		Cumulative (2023)	
	# alerts	% verif.	# alerts	% verif.
Indicator-based surveillance				
Malaria	0	0%	0	0%
Measles	0	0%	75	96%
Bloody Diarr.	0	0%	0	0%
AFP	0	0%	11	91%
Meningitis	0	0%	15	87%
Haem. fever (susp.)	0	0%	12	83%
NNT	0	0%	2	50%
Unexp. fever	0	0%	37	89%
AWD	0	0%	40	85%
ARI	0	0%	34	82%
AJS	0	0%	22	95%
Varicella (Susp.)	0	0%	93	99%
Suspected COVID-19	0	0%	0	0%
Event-based surveillance				
EBS total	4	50%	234	83%

Table 12 | Risk assessment

W46	Cumulative (2023)	
0	0	Low risk
0	0	Moderate risk
0	0	High risk
0	0	Very high risk

For more help and support, please contact:

Dr. Imrul Kayes
Medical Officer - Civil Surgeon Office (MO-CS)
Ministry of Health and Family Welfare
Cox's Bazar, Bangladesh
Telephone: +88 01726296025
Email: mailkayesk65@gmail.com

Dr. David Odhiambo Otieno
Team Lead_Epidemiology
World Health Organization
Cox's Bazar, Bangladesh
Telephone: +88 017 01202994
Email: otienod@who.int

Notes

WHO and the Ministry of Health and Family Welfare gratefully acknowledge all partners who have reported the data used in this bulletin.

The data been collected with support from the EWARS project. This is an initiative to strengthen early warning, alert and response in emergencies. It includes an online, desktop and mobile application that can be rapidly configured and deployed in the field. It is designed with frontline users in mind, and built to work in difficult and remote operating environments. This bulletin has been automatically published from the EWARS application.

More information can be found at <http://ewars-project.org>

Sign up for an account with EWARS Bangladesh at <http://bd.ewars.ws>



Ministry of
Health and
Family
Welfare
Bangladesh



World Health
Organization



HEALTH SECTOR
COX'S BAZAR



Global
EWARS

Bangladesh

Rohingya Emergency Response

Early Warning, Alert and
Response System (EWARS)

Annex W46 2023



Ministry of Health and Family
Welfare Bangladesh



World Health
Organization



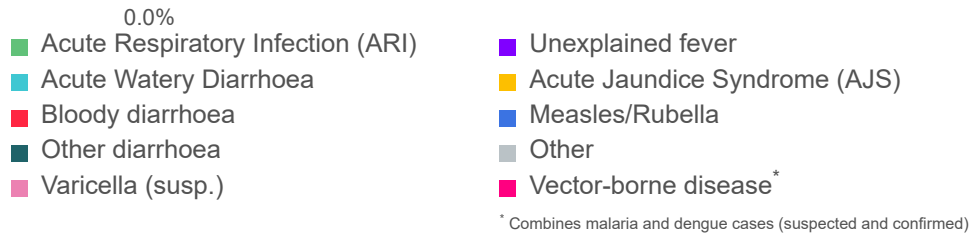
HEALTH SECTOR
COX'S BAZAR



Printed: 03:25 Sunday, 03 December 2023 UTC

Proportional morbidity

Figure 1 | Proportional morbidity (W46 2023)



Disease	W46		2023	
	# cases	% morbidity	# cases	% morbidity
AWD	2,663	3.1%	124,001	2.8%
Bloody diarr.	137	0.2%	10,026	0.2%
Other diarr.	1,040	1.2%	53,082	1.2%
Susp. Varicella	40	0.0%	29,532	0.7%
ARI	15,941	18.5%	848,850	19.0%
Measles/Rub.	12	0.0%	680	0.0%
AFP	2	0.0%	157	0.0%
Susp. mening.	6	0.0%	211	0.0%
AJS	7	0.0%	687	0.0%
Susp. HF	8	0.0%	636	0.0%
Neo. tetanus	0	0.0%	8	0.0%
Adult tetanus	10	0.0%	71	0.0%
Malaria (conf.)	4	0.0%	184	0.0%
Malaria (susp.)	61	0.1%	3,872	0.1%
Dengue (conf.)	169	0.2%	19,279	0.4%
Dengue (susp.)	65	0.1%	8,555	0.2%
Unexpl. fever	580	0.7%	43,905	1.0%
Sev. Malnut.	35	0.0%	2,853	0.1%
Inj./Wounds	2,180	2.5%	115,909	2.6%
Other	63,236	73.3%	3,203,130	71.7%
Total	85,676	100%	4,470,120	100%

Trend in consultations and key diseases

Figure 2 | Trend in proportional morbidity for key diseases (W46)

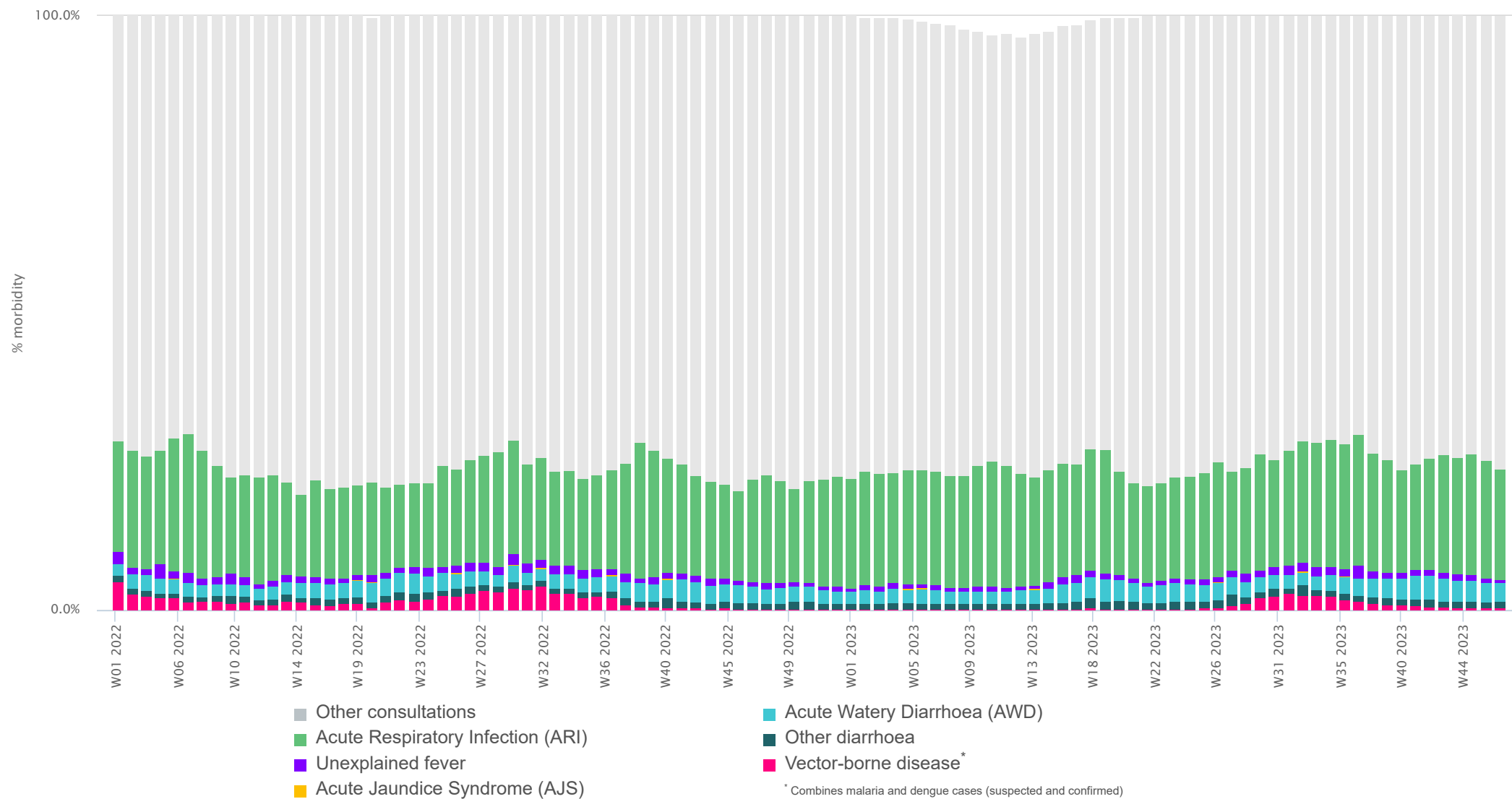
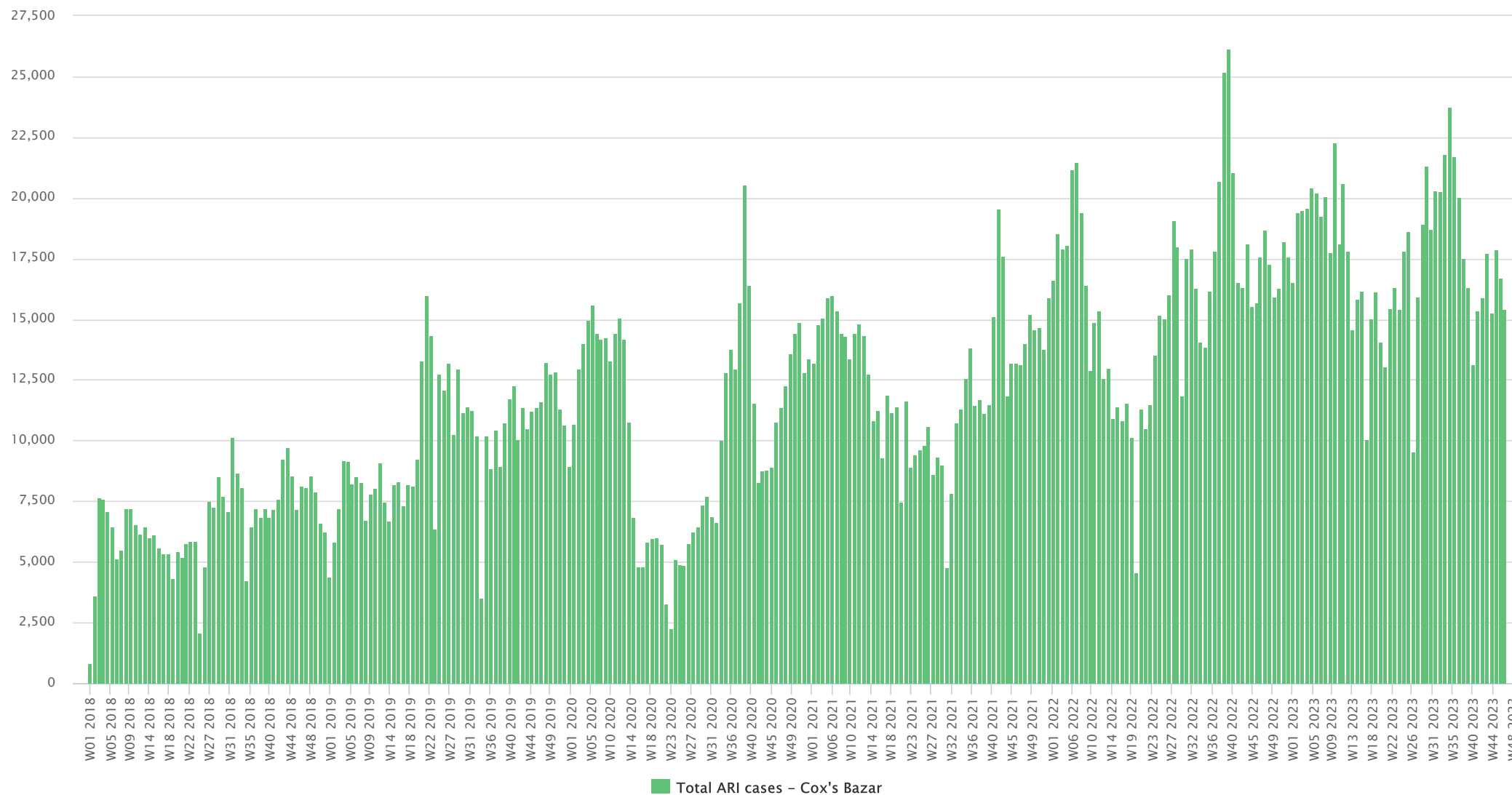
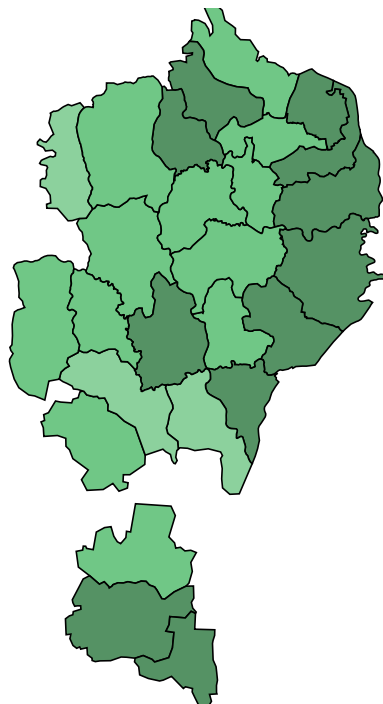


Figure 3 | Trend in number of cases over time (W38 2017 - W46 2023)

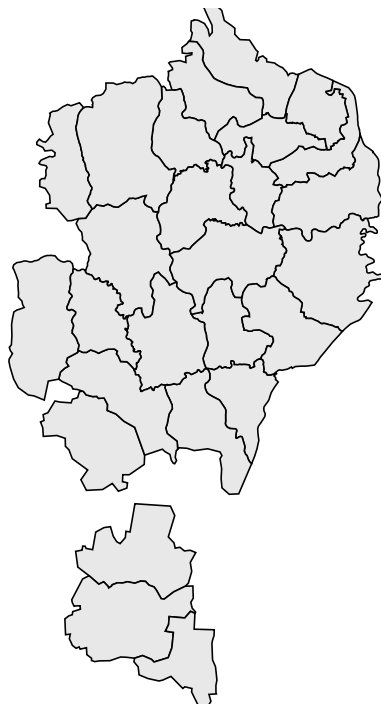


Map 1 | Map of cases by camp (W46 2023)

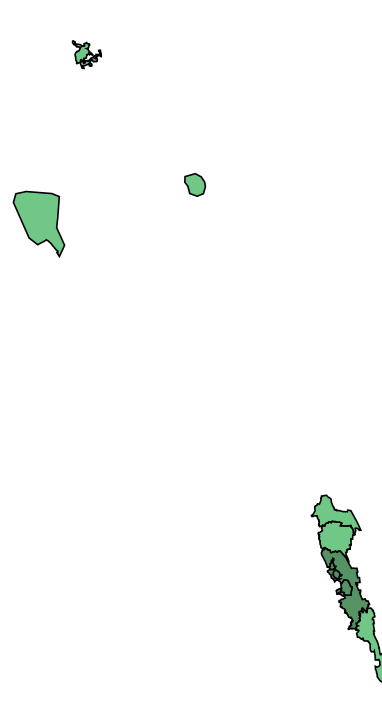
a. Ukhia | Number of cases



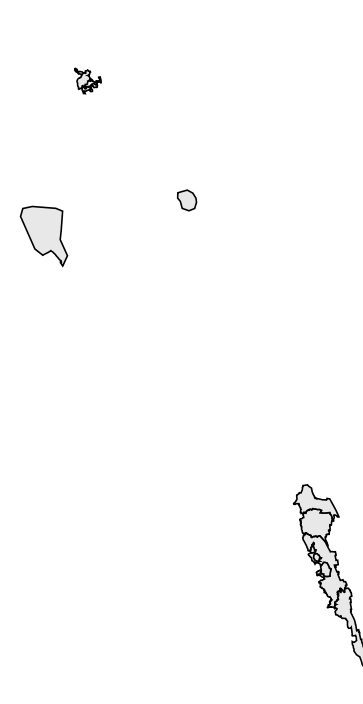
b. Ukhia | Number of alerts



c. Teknaf | Number of cases



d. Teknaf | Number of alerts



Map legend

Number of cases



Number of alerts



Alert threshold

Twice the average number of cases over the past 3 weeks. *Source: IEDCR*

Alert management (W46 2023)

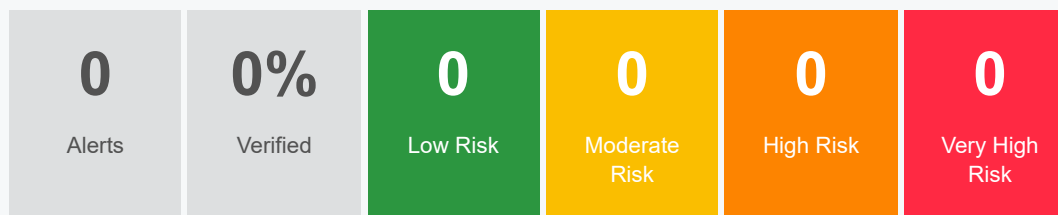
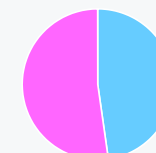
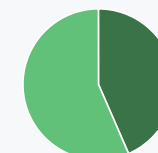


Figure | % sex



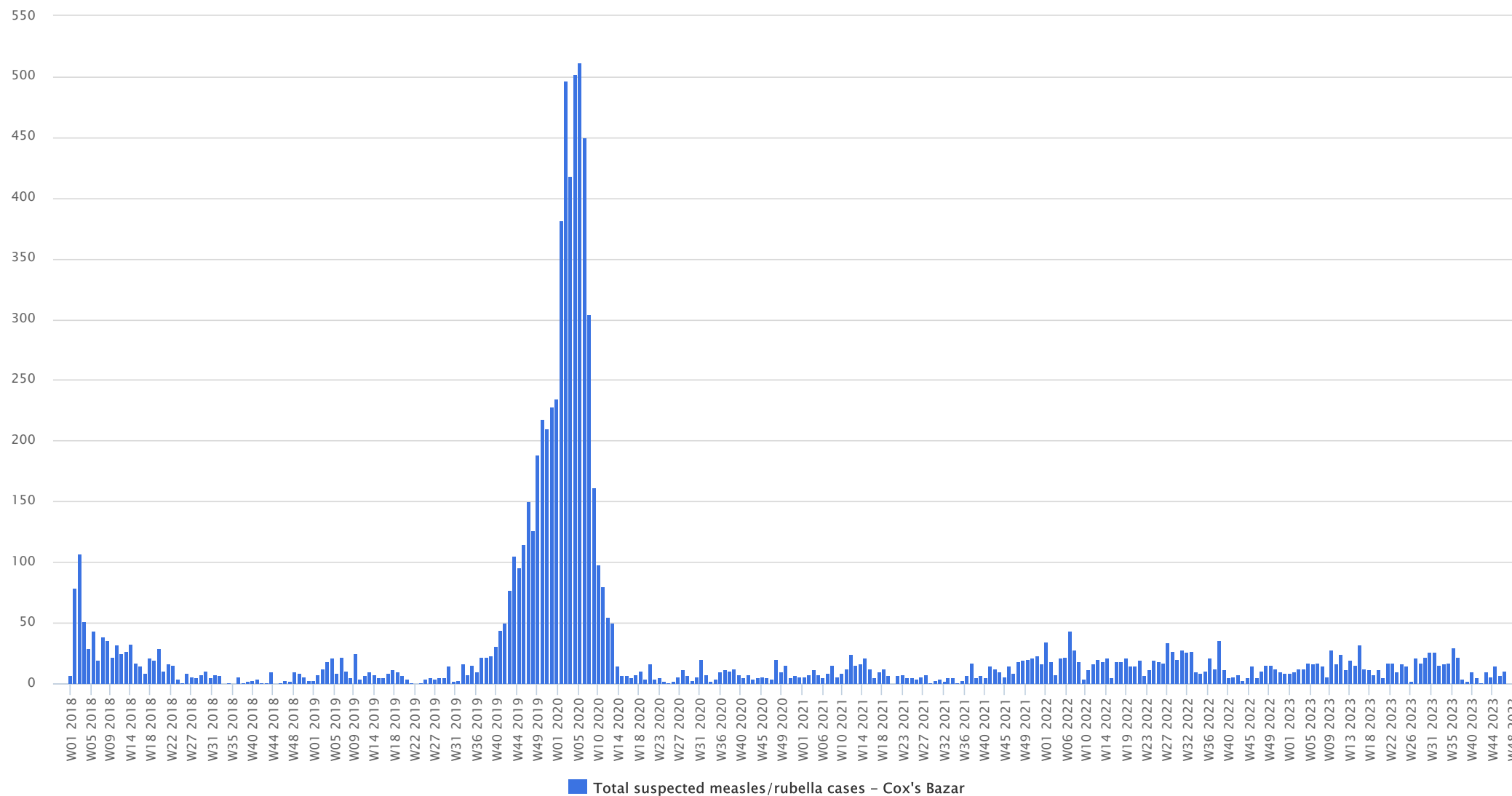
Male Female

Figure | % age



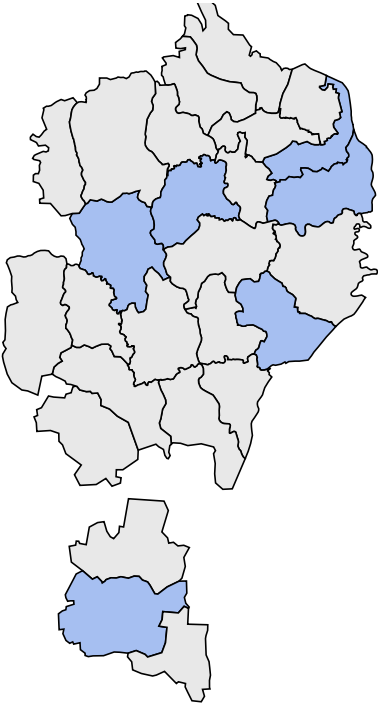
>=5 < 5

Figure 4 | Trend in number of suspected cases over time (W38 2017 - W46 2023)



Map 2 | Map of cases by camp (W46 2023)

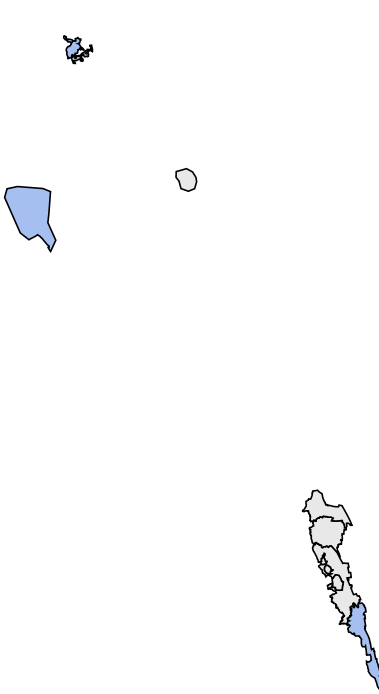
a. Ukhia | Number of cases



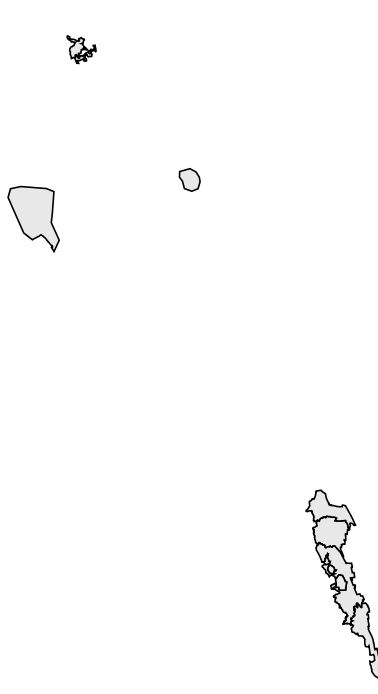
b. Ukhia | Number of alerts



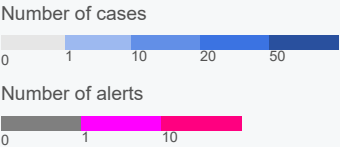
c. Teknaf | Number of cases



d. Teknaf | Number of alerts



Map legend



Alert threshold
1 case. Source: IEDCR

Alert management (W46 2023)

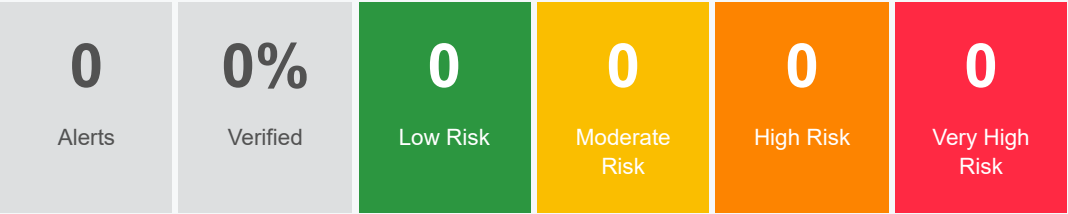


Figure | % sex

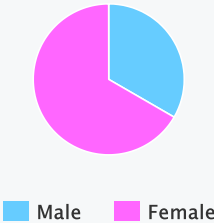


Figure | % age

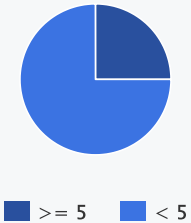
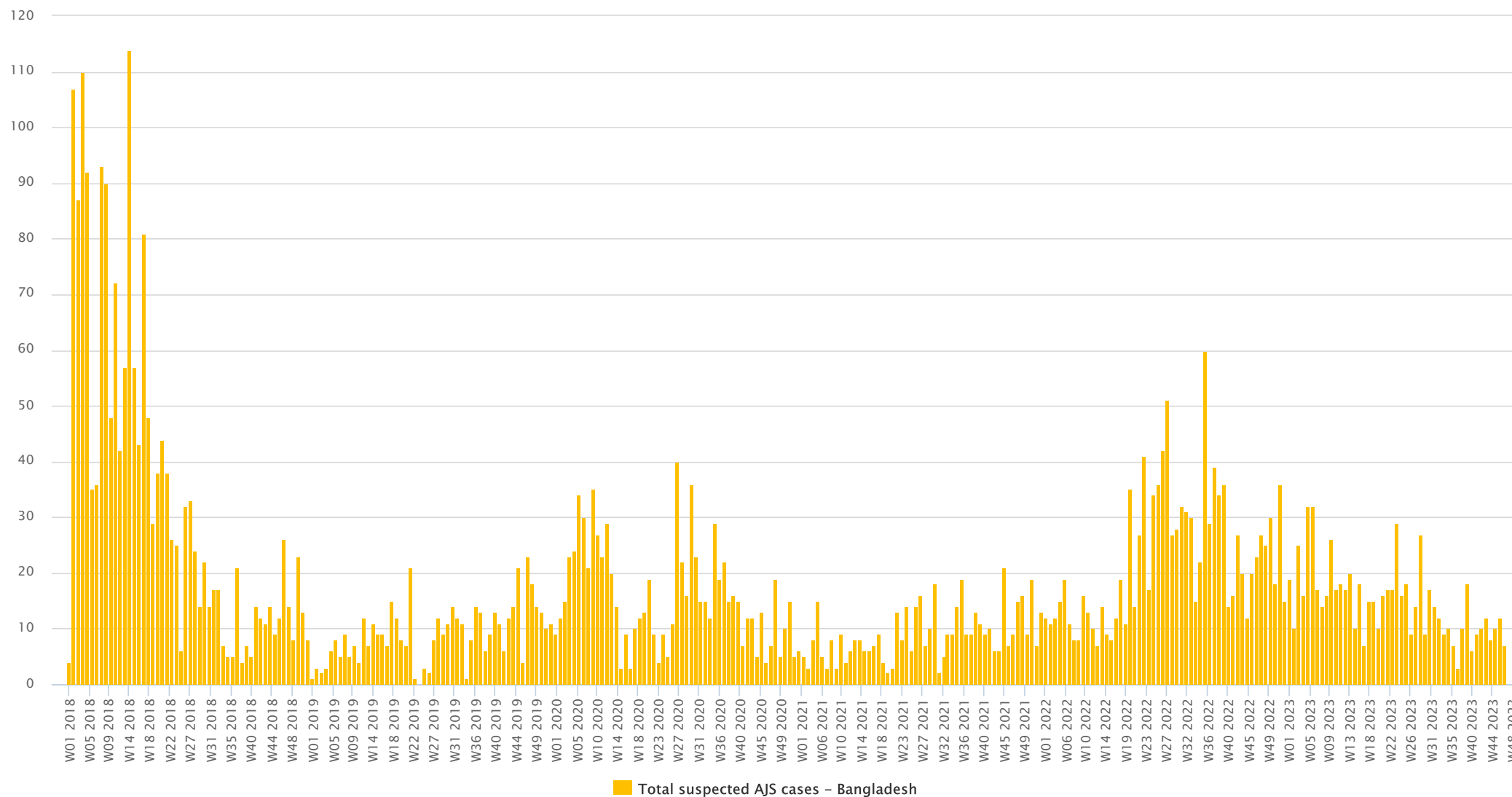
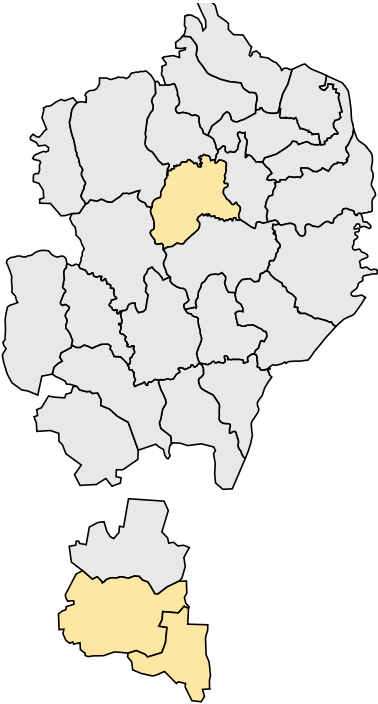


Figure 5 | Trend in number of cases over time (W38 2017 - W46 2023)



Map 3 | Map of cases by camp (W37 2017 - W46 2023)

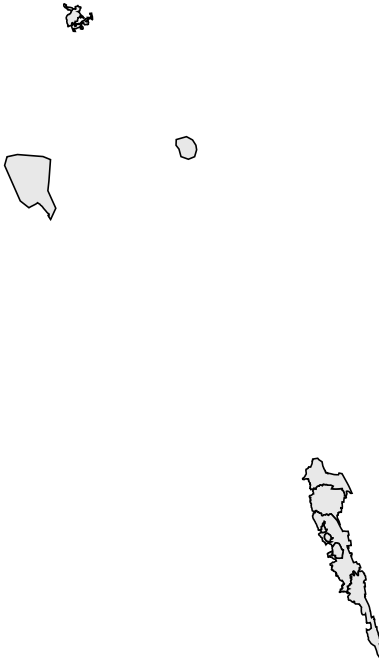
a. Ukhia | Number of cases



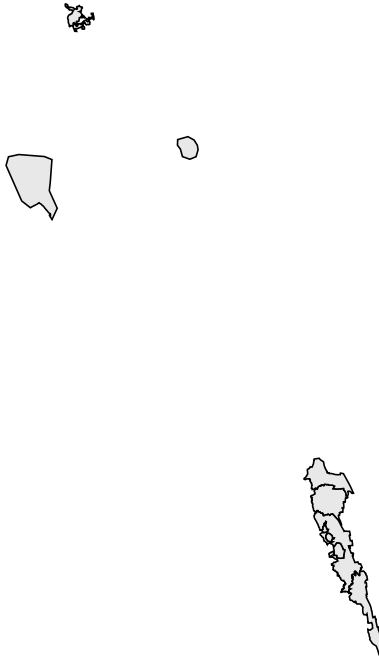
b. Ukhia | Number of alerts



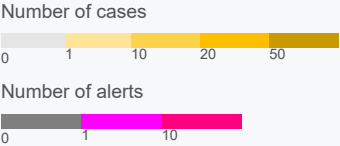
c. Teknaf | Number of cases



d. Teknaf | Number of alerts



Map legend



Alert threshold

A cluster of 3 or more cases seen in a health facility. Source: IEDCR

Alert management (W46 2023)

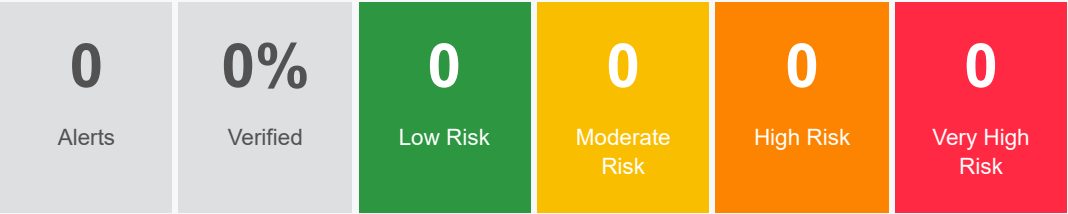


Figure | % sex

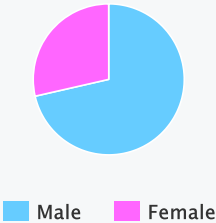


Figure | % age

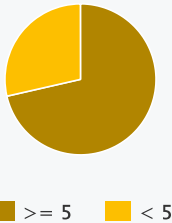


Figure 6 | Trend in number of cases over time (W38 2017 - W46 2023)

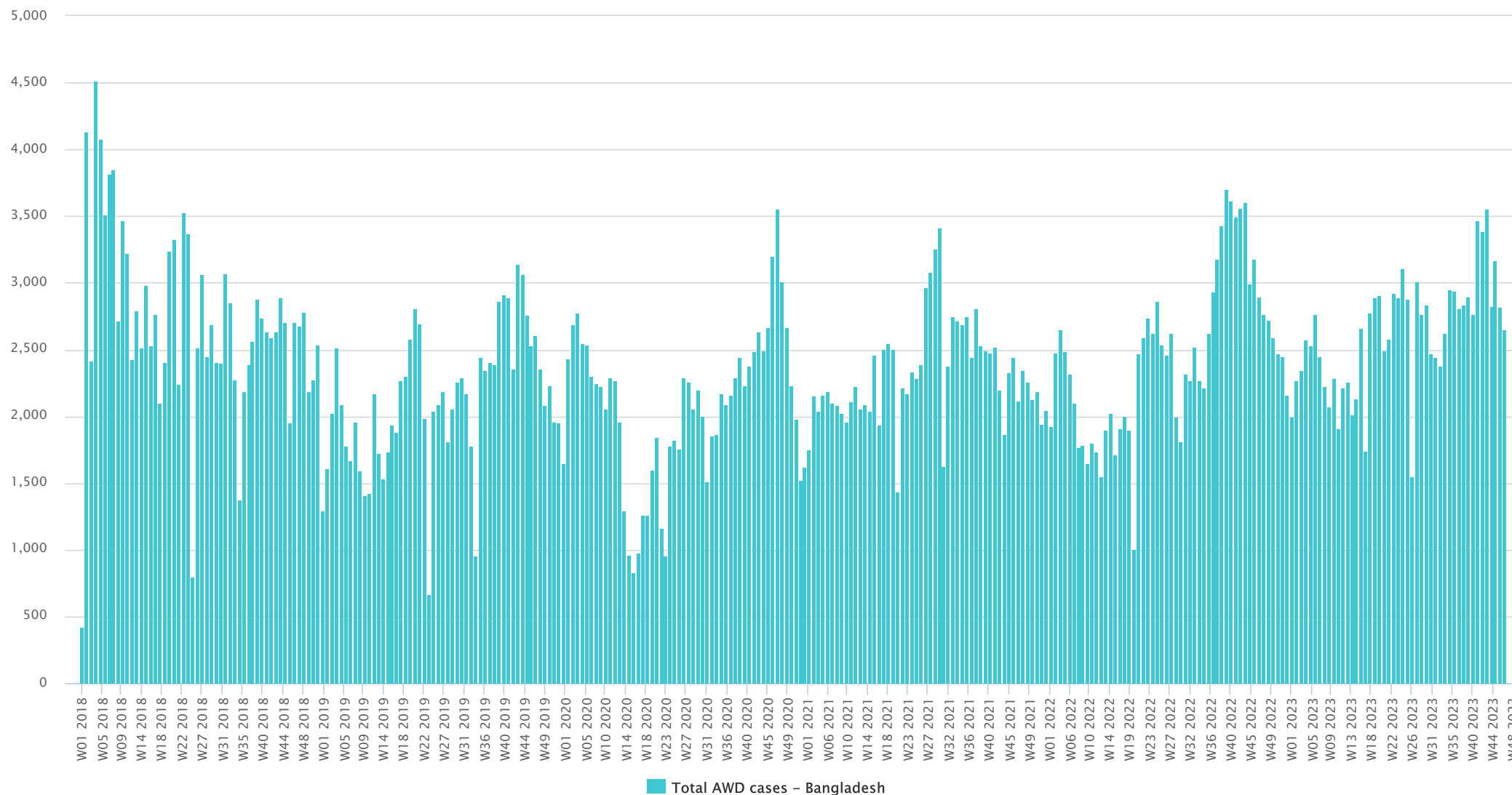
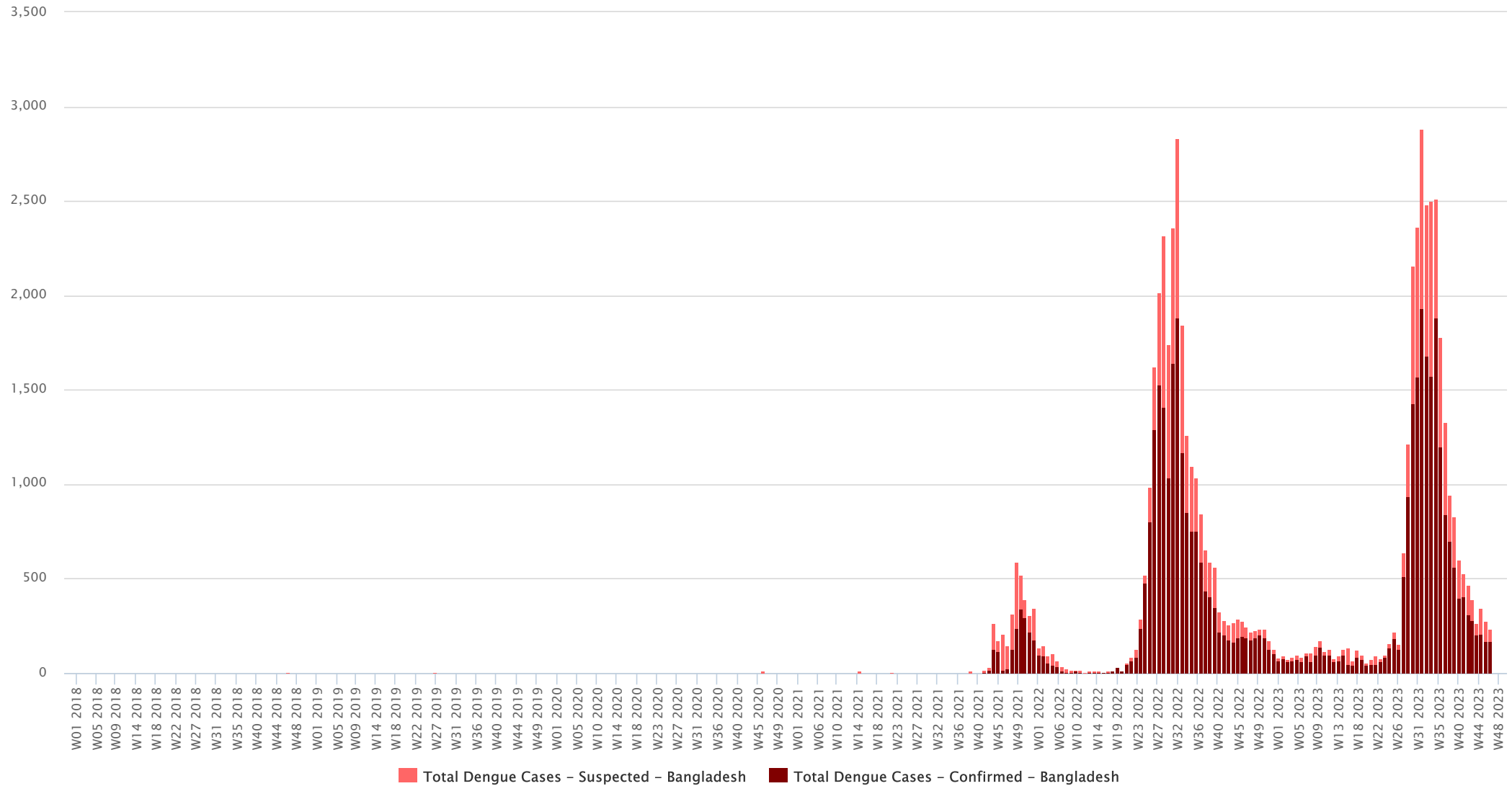
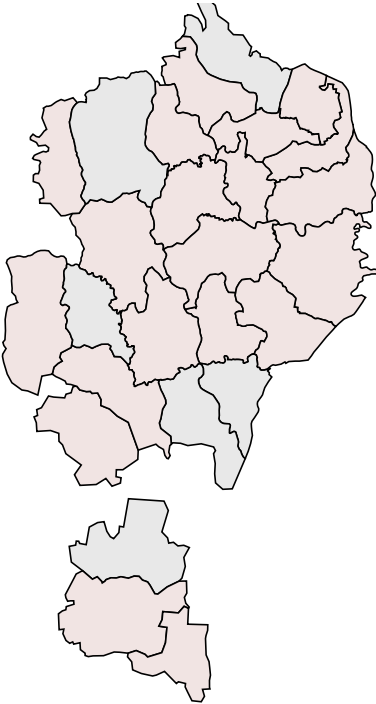


Figure 7 | Trend in number of cases over time (W38 2017 - W46 2023)



Map 4 | Map of cases by camp (W37 2017 - W46 2023)

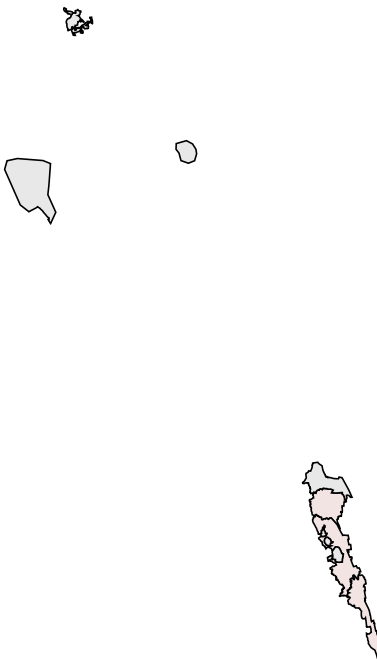
a. Ukhia | Number of cases



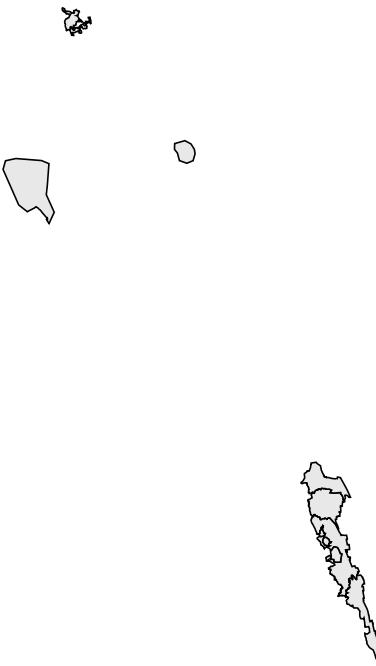
b. Ukhia | Number of alerts



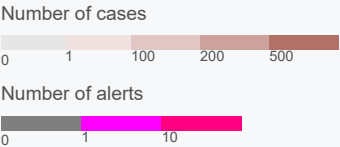
c. Teknaf | Number of cases



d. Teknaf | Number of alerts



Map legend



Alert threshold

Twice the average number of cases over the past 3 weeks. Source: IEDCR

Alert management (W46 2023)

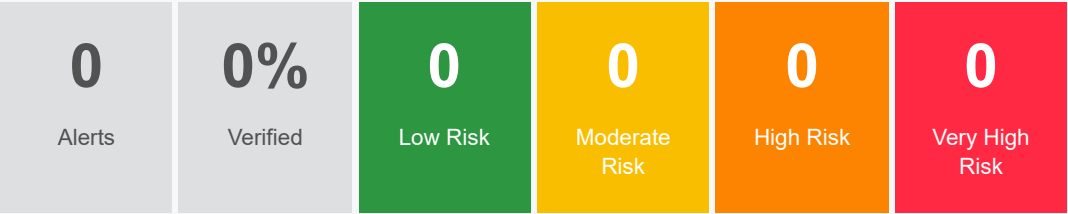


Figure | % sex

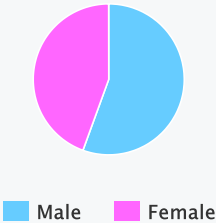


Figure | % age

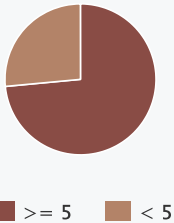
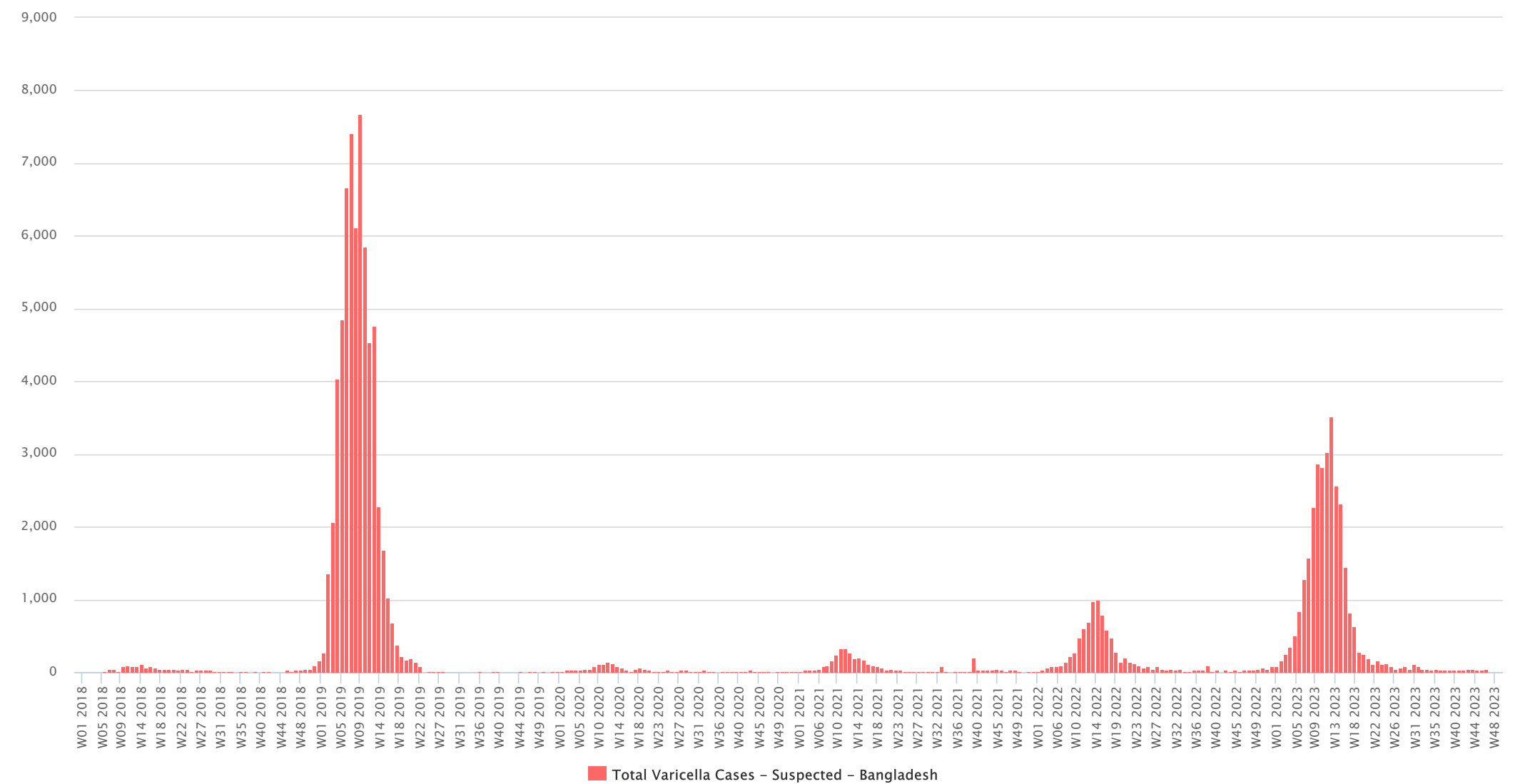
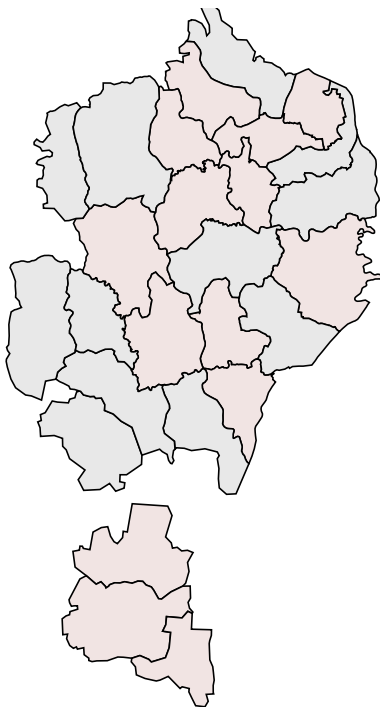


Figure 7 | Trend in number of cases over time (W38 2017 - W46 2023)

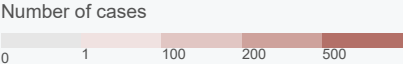


Map 4 | Map of cases by camp (W37 2017 - W46 2023)

a. Ukhia | Number of cases



Map legend



c. Teknaf | Number of cases

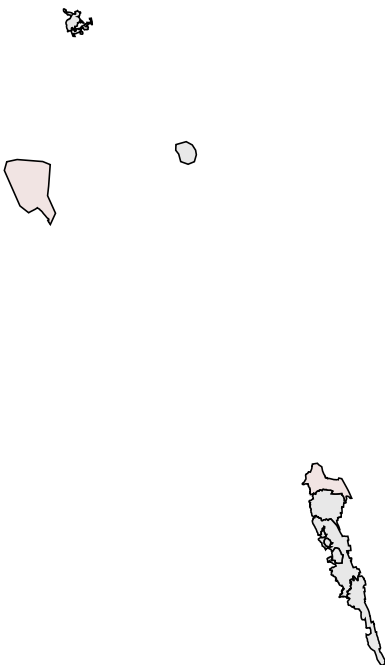


Figure | % sex

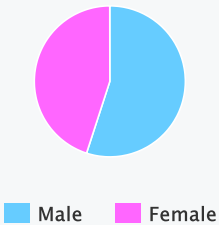
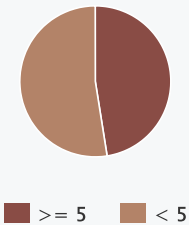


Figure | % age



For more help and support, please contact:

Dr. Imrul Kayes
Medical Officer - Civil Surgeon Office (MO-CS)
Ministry of Health and Family Welfare
Cox's Bazar, Bangladesh
Telephone: +88 017826296025
Email: mailkayesk65@gmail.com

Dr. David Odhiambo Otieno
Team Lead_Epidemiology
World Health Organization
Cox's Bazar, Bangladesh
Telephone: +88 017 01202994
Email: otienod@who.int

Notes

WHO and the Ministry of Health and Family Welfare gratefully acknowledge all partners who have reported the data used in this bulletin.

The data been collected with support from the EWARS project. This is an initiative to strengthen early warning, alert and response in emergencies. It includes an online, desktop and mobile application that can be rapidly configured and deployed in the field. It is designed with frontline users in mind, and built to work in difficult and remote operating environments. This bulletin has been automatically published from the EWARS application.

More information can be found at <http://ewars-project.org>

Sign up for an account with EWARS Bangladesh at <http://bd.ewars.ws>



Ministry of
Health and
Family
Welfare
Bangladesh



World Health
Organization



HEALTH SECTOR
COX'S BAZAR



Global

EWARS