





COVID-19 Weekly Situation Report

(Detailed report will be available on every alternate week)

Overview of situation

- Cumulative COVID-19 Cases and Deaths, by Country (on 21 November 2021)

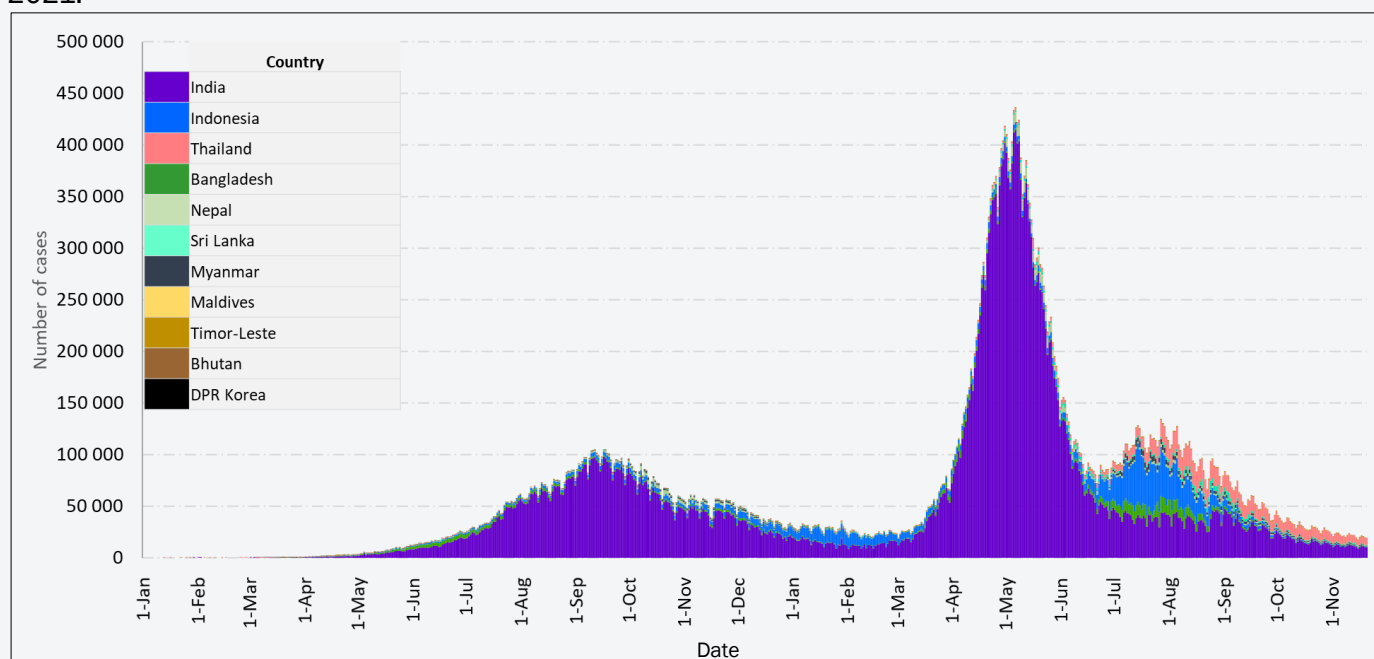
| Country | | Total cases | Total cases per 1 million pop | Total deaths | CFR (%) | New cases (last 7 days) | % change in new cases* (last 7 days) | TPR (last 7 DMA) | Average test per 1000 population per week |
|-------------------|---|-------------------|-------------------------------|----------------|----------|-------------------------|--------------------------------------|------------------|---|
| India |  | 34 510 413 | 25 007 | 465 662 | 1.3 | 73 106 | -10.6 | 1.0 | 5.5 |
| Indonesia |  | 4 253 412 | 15 550 | 143 739 | 3.4 | 2 557 | -4.9 | 0.2 | 4.6 |
| Thailand |  | 2 064 581 | 29 579 | 20 387 | 1.0 | 46 171 | -8.4 | 10.0 | 4.5 |
| Bangladesh |  | 1 574 088 | 9 558 | 27 953 | 1.8 | 1 587 | 6.7 | 1.3 | 0.8 |
| Nepal |  | 819 019 | 28 109 | 11 496 | 1.4 | 2 053 | -14.7 | 4.2 | 1.8 |
| Sri Lanka |  | 556 626 | 25 994 | 14 127 | 2.5 | 5 084 | -19.1 | 11.4 | 2.1 |
| Myanmar |  | 517 922 | 9 519 | 19 025 | 3.7 | 4 660 | -27.7 | 3.1 | 3.0 |
| Maldives |  | 90 725 | 167 841 | 248 | 0.3 | 885 | -13.5 | 3.9 | 40.0 |
| Timor-Leste |  | 19 819 | 15 032 | 122 | 0.6 | 10 | 0.0 | 0.5 | 1.0 |
| Bhutan |  | 2 632 | 3 411 | 3 | 0.1 | 7 | | 0.1 | 12.1 |
| DPR Korea |  | 0 | | | | | | | |
| SEAR total |  | 44 409 237 | 21 970 | 702 762 | - | 136 120 | -10.8 | - | - |

*Percent change in the number of newly confirmed cases/deaths in past seven days, compared to seven days prior.

CFR=Case Fatality Rate; DMA= Day Moving Average; TPR=Test Positivity Rate

Note: CFR, TPR and average test per 1000 population are not calculated at SEAR level, due to a large variation in the size of denominator across the countries.

- The COVID-19 epidemiological curve for WHO South-East Asia Region from 1 January 2020 to 21 November 2021.



- SARS-CoV-2 variants of concern (VOCs) in the Region, as of 21 November 2021

| Country | Alpha | Beta | Gamma | Delta |
|-------------|-------|------|-------|-------|
| Bangladesh | ● | ● | - | ● |
| Bhutan | ● | ● | | ● |
| India | ● | ● | ● | ● |
| Indonesia | ● | ● | - | ● |
| Maldives | ● | - | - | ● |
| Nepal | ● | - | - | ● |
| Sri Lanka | ● | ● | - | ● |
| Thailand | ● | ● | ●** | ● |
| Timor-Leste | ●** | - | - | ● |
| Myanmar | ● | - | - | ● |

** detection of VOCs only in incoming travelers under quarantine

Update on Pandemic Vaccine Deployment

Summary of vaccination status in the countries of the SEA Region and the vaccine utilization (as of 24 November 2021)

| Country | Vaccine name | Start date | Total doses administered | Persons vaccinated with one dose | Persons fully vaccinated | Additional dose | At least one dose per 100 total population | Fully vaccinated per 100 total population | Utilization rate | Last update |
|--------------|--------------|------------|--------------------------|----------------------------------|--------------------------|------------------|--|---|------------------|-------------|
| Bangladesh | AstraZeneca | 27-Jan-21 | 16 360 436 | 9 883 480 | 6 476 956 | | 32.54 | 20.49 | 79% | 23-Nov-21 |
| | Sinopharm | 25-May-21 | 67 767 369 | 41 865 037 | 25 902 332 | | | | 79% | |
| | Pfizer | 21-Jun-21 | 2 352 871 | 1 940 202 | 412 669 | | | | 20% | |
| | Moderna | 13-Jul-21 | 5 336 111 | 2 713 824 | 2 622 287 | | | | 73% | |
| Bhutan | AstraZeneca | 27-Mar-21 | 1 153 283 | 589 141 | 564 142 | | 77.92 | 74.61 | 68% | 21-Nov-21 |
| | Pfizer | 22-Jul-21 | | | | | | | | |
| | Moderna | 20-Jul-21 | | | | | | | | |
| | Sinopharm | 20-Jul-21 | | | | | | | | |
| India | AstraZeneca* | 16-Jan-21 | 1 183 573 646 | 770 622 080 | 412 951 566 | | 54.23 | 29.06 | 100% | 23-Nov-21 |
| | Covaxin* | 16-Jan-21 | | | | | | | | |
| | Sputnik V | 14-May-21 | | | | | | | | |
| Indonesia | AstraZeneca | 13-Jan-21 | 27 148 952 | 18 360 893 | 8 787 496 | 563 | 49.85 | 33.25 | 90% | 21-Nov-21 |
| | Sinopharm | 23-Mar-21 | 3 018 677 | 1 664 485 | 1 354 128 | 64 | | | 37% | |
| | Sinovac | 18-May-21 | 173 035 529 | 100 119 417 | 72 900 429 | 15 683 | | | 89% | |
| | Moderna | 25-Jul-21 | 6434 877 | 3 170 831 | 2 083 472 | 1 180 574 | | | 73% | |
| | Pfizer | 23-Aug-21 | 15 202 688 | 11 053 819 | 4 141 917 | 6 952 | | | 99% | |
| | Janssen | 28-Oct-21 | 86 457 | | 86 457 | | | | 17% | |
| Maldives | AstraZeneca | 01-Feb-21 | 489 929 | 257 359 | 232 570 | | 72.36 | 66.31 | 99% | 21-Nov-21 |
| | Sinopharm | 22-Mar-21 | 189 407 | 97 481 | 91 926 | 6 722 | | | 83% | |
| | Pfizer | 13-Apr-21 | 85 085 | 40 533 | 37 830 | | | | 63% | |
| Myanmar | AstraZeneca | 02-Jan-21 | 3 337 710 | 1810 426 | 1 527 284 | | 27.98 | 19.05 | 74% | 20-Nov-21 |
| | Sinopharm | June-21 | 22 531 465 | 13 580 447 | 8 951 018 | | | | 84% | |
| Nepal | AstraZeneca | 27-Jan-21 | 4 830 768 | 3 058 272 | 1 772 496 | | 30.48 | 26.46 | 74% | 21-Nov-21 |
| | Sinopharm | 07-Apr-21 | 10 625 961 | 6 018 331 | 4 607 630 | | | | 61% | |
| | Janssen | 19-July-21 | 1 538 766 | | 1538 766 | | | | 100% | |
| | Pfizer | 14-Nov-21 | 15 906 | 15 906 | | | | | 16% | |
| Sri Lanka | AstraZeneca | 29-Jan-21 | 2 898 224 | 1 479 631 | 1 418 593 | | 72.23 | 62.26 | 107% | 23-Nov-21 |
| | Sinopharm | 05-Apr-21 | 22 848 095 | 11 939 945 | 10 908 150 | | | | 89% | |
| | Sputnik V | 06-May-21 | 314902 | 159 110 | 155 792 | | | | 95% | |
| | Pfizer | 07-Jul-21 | 2 369 554 | 1 533 508 | 455 833 | 380 213 | | | 52% | |
| | Moderna | 18-Jul-21 | 1 587 550 | 804 801 | 782 749 | | | | 106% | |
| Thailand | AstraZeneca | 16-Mar-21 | 3 952 783 | 11 989 662 | 25 239 717 | 2 298 484 | 70.59 | 59.23 | 97% | 21-Nov-21 |
| | Sinovac | 28-Feb-21 | 25 957 484 | 22 410 177 | 3 547 307 | | | | 93% | |
| | Sinopharm | 25-Jun-21 | 13 703 829 | 7 174 106 | 6 529 723 | | | | 91% | |
| | Pfizer | 06-Aug-21 | 9 535 909 | 5 006 187 | 3 860 762 | 668 60 | | | 84% | |
| | Moderna | 08-Nov-21 | 264 150 | 137 882 | 25 207 | | | | 17% | |
| Timor-Leste | AstraZeneca | 07-Apr-21 | 936 539 | 555 699 | 380 840 | | 48.28 | 32.76 | 92% | 23-Nov-21 |
| | Sinovac | 08-Jun-21 | 91 569 | 47 186 | 44 383 | | | | 92% | |
| | Pfizer | 27-Oct-21 | 39 902 | 33 386 | 6 516 | | | | 40% | |
| TOTAL | | | 1 665 191 463 | 1 050 133 244 | 610 398 943 | 4 659 276 | 50.88 | 29.59 | 94% | |

Source: Source: Bangladesh: MIS unit, DGHS; Bhutan: MoH; India: <https://pib.gov.in/PressRelease>; Indonesia: <https://www.kemkes.go.id/>; Maldives: HPA COVID19 update group; Myanmar: MoHS; Nepal: FWD. MoHP Nepal; Sri Lanka: Epidemiology unit, MoH; Thailand: DDC, MOPH; Timor-Leste: MoH. Democratic Peoples' Republic of Korea: No information
*doses received is considered equivalent to total doses administered