

France (AFD)

AID PRIORITIES

Agence Française de Développement (AFD) is the operator of France's bilateral development finance mechanism. Its actions are in line with the policy set out in France's Framework Document for Development Cooperation. AFD is also responsible for the management of the French Global Environment Facility (French GEF), which co-finance projects that address the environment and development.

AFD has been entrusted with a mandate by the French national authorities to contribute to economic and social development in its geographic areas of operation. It achieves this by financing and supporting development projects and programmes, and participating in debate, research and dialogue with relevant stakeholders. The aim of these actions is to contribute to more sustainable and shared economic growth, improve living conditions in the poorest regions and countries, contribute to preserving the planet, and help stabilize fragile or post-conflict countries.

WASH PROGRAMME TARGETS/OUTCOMES

While waiting for the update of its sector strategy (ongoing), AFD still uses the average annual target results for 2014–2018. Every year, financing allocated by AFD between 2014 and 2018 aimed to on average: 1) provide 1.5 million people with sustainable access to drinking-water; 2) provide 1 million people with sustainable access to sanitation; 3) improve the quality of drinking-water supply systems for 4 million people; and 4) improve the quality of sanitation systems for 1.5 million people. Each year, AFD publishes a monitoring report of the WASH strategy implementation, including results.

As an example, AFD provided a non-sovereign loan of 30 million euros to the Phnom Penh Water Supply Authority (PPWSA) in Cambodia to finance the construction of the 2nd phase of the drinking-water production plant in Niroth (130,000 m³/d) and the extension of the distribution network. This project was launched in 2012 and has been carried out within the timeframe and allocated budget. Its success demonstrates PPWSA's performance, which is held up as a model in the subregion – it supports the increase in demand in a rapidly growing city while providing a high-quality service and maintaining a social policy for the poorest populations.

WASH STRATEGY/ACTIVITIES

AFD selected four areas of operation for 2014–2018 in line with the previous Sectorial Intervention Framework:

- Strengthening the definition of clear, effective and inclusive sectoral frameworks (19% of financing and 58% of projects in 2017);
- Preserving resources in the context of climate change (14% of financing in 2017);
- Providing access to efficient and sustainable services for all (59% of financing in 2017); and
- Managing flood risks in the context of climate change (8% of financing in 2017).

ADDITIONAL INFORMATION

Water and Sanitation Sectorial Intervention Framework 2014–2018

<https://www.afd.fr/fr/cadre-intervention-eau-assainissement>

BUDGET

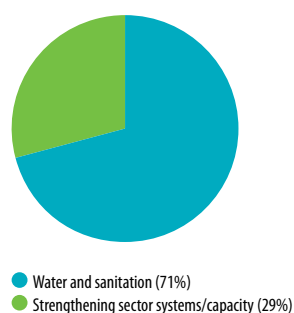
750 million euros per year

TIME PERIOD

2014–2018

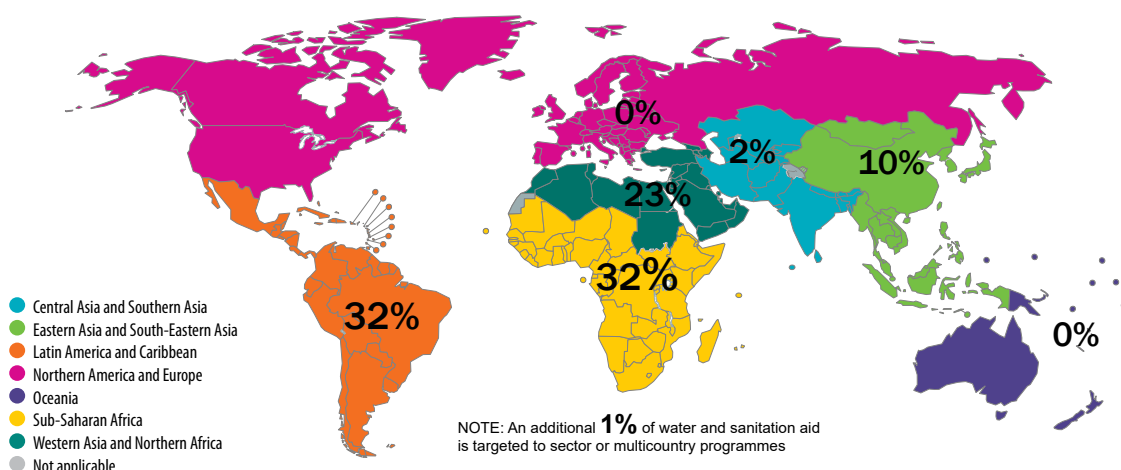
WASH AID PRIORITIES: DISTRIBUTION OF AID DISBURSEMENTS

By activity type in 2017



Source: OECD-CRS, 2018

By region in 2017

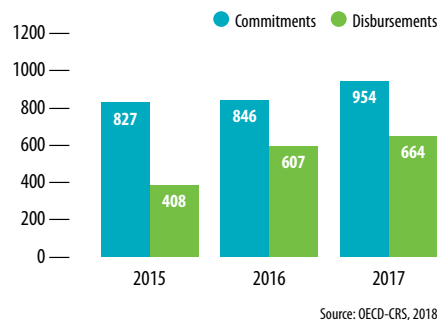


NOTE: An additional 1% of water and sanitation aid is targeted to sector or multicountry programmes

Source: OECD-CRS, 2018

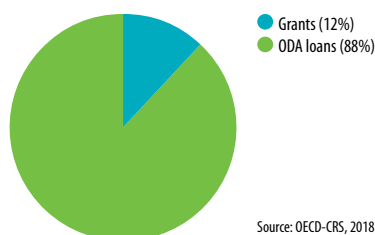
WASH AID COMMITMENTS AND DISBURSEMENTS

Constant 2016 US\$ millions



WASH SECTOR AID FLOW TYPES

Percentage of aid in the form of grants and ODA loans



Percentage of aid for sanitation that has a faecal sludge management component

No data available

LEVERAGING OF AID

In 2017, AFD granted a 10 million euro loan to the 'Banque Marocaine du Commerce Extérieur' to finance a credit line dedicated to the water and sanitation sector in Morocco.

This project aims to facilitate the emergence of public and private projects, which will contribute to the protection of water resources in Morocco, including projects on industrial pollution reduction and water reuse, while at the same time give better access to banking services to the water and sanitation sector in Morocco. AFD also finances capacity building for the bank (300 000 euro grant). This project is co-financed with the European Investment Bank.

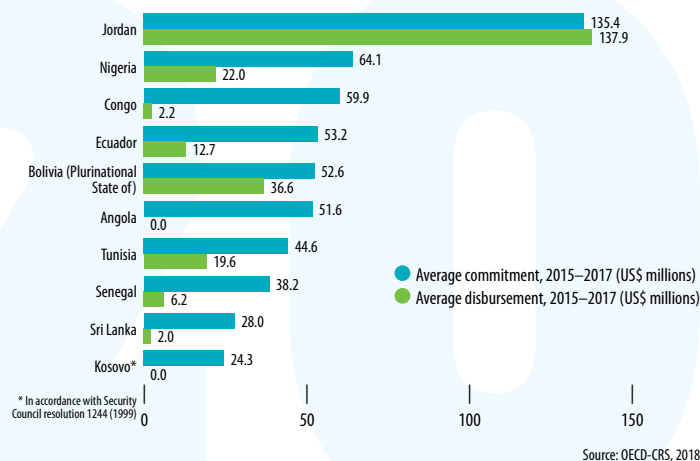
LESSONS/IMPACTS

In 2017, thanks to AFD projects:

- 3.2 million people have benefited from a safely managed drinking-water service;
- 440 000 people have benefited from a basic drinking-water service;
- 82 000 people have benefited from a safely managed sanitation service; and
- 95 000 people have benefited from a basic sanitation service.

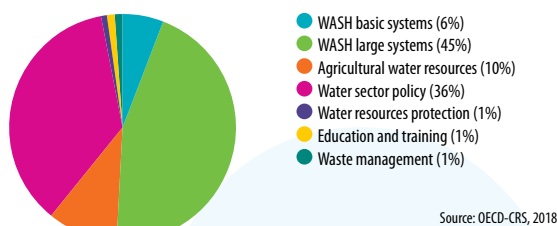
In 2017, 44% of AFD's commitments in the WASH sector were co-financed by a financial partner other than the beneficiary.

TOP TEN AID RECIPIENTS (2015–2017)



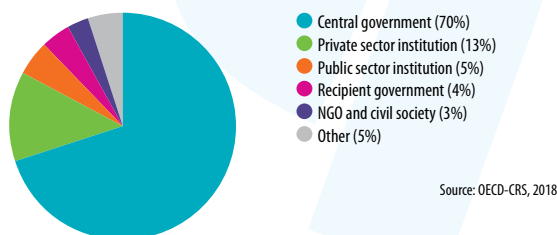
FUNDING ACTIVITIES

A breakdown of ODA disbursements for 2017 is provided below:



FUNDING CHANNELS

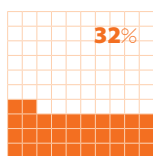
A breakdown of funding channels for 2017 aid disbursements is provided below:



COLLABORATIVE BEHAVIOURS FOR MORE EFFECTIVE DEVELOPMENT COOPERATION

Enhance government leadership of sector planning processes

Proportion of water and sanitation ODA allocated to water and sanitation policy and administration and education and training (%)



Source: OECD-CRS, 2018

Strengthen and use country systems

Percentage of WASH ODA spending using country procurement systems (%)

Cambodia: 100%
Morocco: 100%
Kenya: 100%
Senegal: 100%

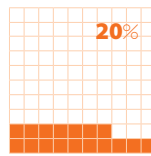
(Based on US\$ 66.8 million disbursement)

For this question, AFD reported on four countries. This list does not include all countries in which AFD operates.

Source: GLAAS 2018/2019 ESA Survey

Use one information and mutual accountability platform

Active participation in mutual assessment exercises/reviews (% of countries)



Out of 45 countries with average disbursement of US\$ 1 million annually from 2015–2017. This list does not include all countries in which AFD operates.

Source: GLAAS 2018/2019 ESA Survey

Build sustainable WASH sector financing strategies

Percentage of WASH funding published/information shared with Ministry of Finance (%)

Cambodia: 100%
Morocco: 100%
Kenya: 100%
Senegal: 100%

For this question, AFD reported on four countries. This list does not include all countries in which AFD operates.

Source: GLAAS 2018/2019 ESA Survey

FUTURE OUTLOOK

The new water and sanitation sector strategy is still in development.

Developed and coordinated by the Water, Sanitation, Hygiene and Health (WSH) Unit of the World Health Organization (WHO). Results contained in the ESA Highlights have been compiled by the ESA and GLAAS using data from the Organisation for Economic Development and Cooperation (OECD) Creditor Reporting System (CRS), estimates and text provided in the responses to the GLAAS 2018/2019 ESA survey.

WHO/CED/PHE/WSH/19.04

© World Health Organization 2019. Some rights reserved. This work is available under the CC BY-NC-SA 3.0 IGO licence.

The designations employed and presentation of the material in this publication do not imply the expression of any opinion whatsoever on the part of WHO concerning the legal status of any country, territory, city or area or its authorities, or concerning the delimitation of its frontiers or boundaries. Dotted lines on maps represent approximate border lines for which there may not yet be full agreement.

Madeleine Portmann

Task Team Leader
Water and Sanitation Division
Agence Française de Développement (AFD)
5 rue Roland Barthes
75012 PARIS
France

www.afd.fr

✉ portmannm@afd.fr

☎ +33 1 53 44 45 84