

World Bank

AID PRIORITIES

The World Bank Group is one of the world's largest sources of funding and knowledge for developing countries. With 189 member countries, staff from more than 170 countries, and offices in over 130 locations, the World Bank Group is a unique global partnership: five institutions working for sustainable solutions that reduce poverty and build shared prosperity in developing countries.

The Bank's mission is to end extreme poverty by reducing the share of the global population that lives in extreme poverty to three per cent by 2030; and to promote shared prosperity by increasing the incomes of the poorest 40 per cent of people in every country.

The World Bank Group works in every major area of development. The Bank provides a wide array of financial products and technical assistance, and helps countries share and apply innovative knowledge and solutions to the challenges they face.

WASH PROGRAMME TARGETS/OUTCOMES

The Water Global Practice has compiled five major targets for water supply and sanitation for the FY18-22 period, including increasing people with access to improved water sources and improved sanitation, increasing the amount of pollution removed by treatment plants, increasing the number of people trained on hygiene behaviours, and increasing the number of utilities with improved working ratios.

Specifically, the Bank has committed to provide access to improved water sources to 70 million people in the period FY18-22 and committed to providing access to improved sanitation to 80 million people in the same period. The Bank also aims to help increase removal of biochemical oxygen demand by treatment plants by 25,000 tons per year in FY18-22, and train 13 million people on hygiene behavior.

WASH STRATEGY/ACTIVITIES

At the global level, the World Bank's Strategic Action Plan for Water aims to ensure a water secure world for all by supporting countries' efforts to sustain water resources, deliver services and build resilience to shocks.

At country level, teams are increasingly going through the process of developing country engagement notes as a precursor or in parallel with the development of the systematic country diagnostic and country partnership framework. Other analytical work such as public expenditure reviews, WASH poverty diagnostics, water security assessments are also done periodically to better understand the country context, needs and pressures. This type of knowledge, analytics and technical assistance is funded through the Global Water Security and Sanitation Partnership (GWSP), while funding from the 2030 Water Resource Group is used to support dialogue and partnership platforms at the country level.

ADDITIONAL INFORMATION

Staff

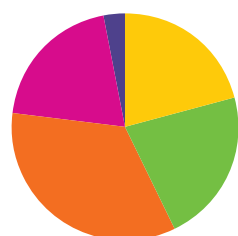
287 full-time staff for WASH-related programmes

Assistance to countries

US\$ 6.2 billion to countries in FY2018

WASH AID PRIORITIES: DISTRIBUTION OF AID DISBURSEMENTS

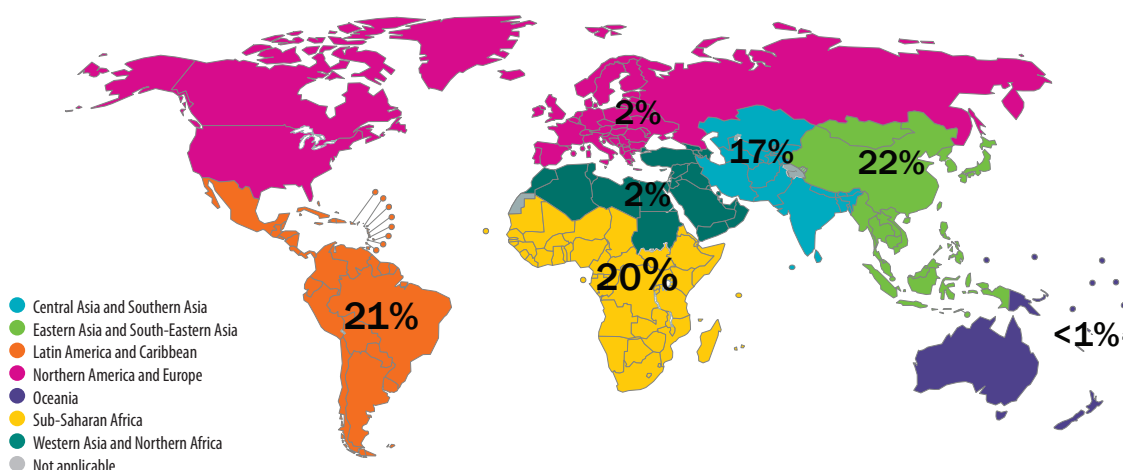
By activity type in 2017, ODA and non-ODA



- Sanitation (21%)
- Drinking-water (22%)
- Water resources (34%)
- Agricultural water resources (20%)
- Waste management and disposal (3%)

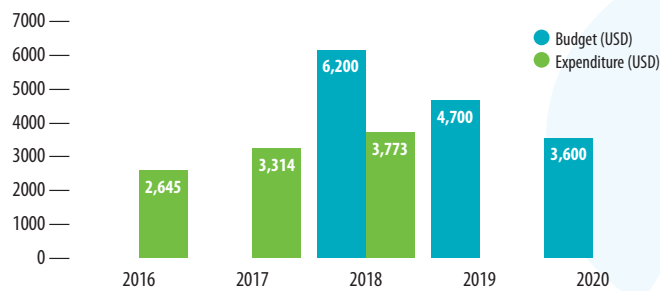
Source: GLAAS 2018/2019 ESA Survey

By region in 2017, ODA and non-ODA



Source: OECD-CRS, 2019

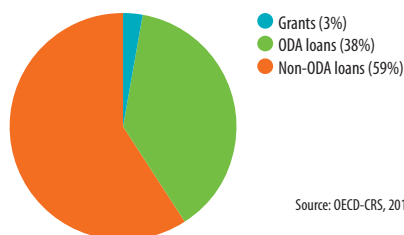
WASH BUDGETS AND EXPENDITURES



Source: GLAAS 2018/2019 ESA Survey

WASH SECTOR AID FLOW TYPES

Percentage of aid in the form of grants, ODA and non-ODA loans



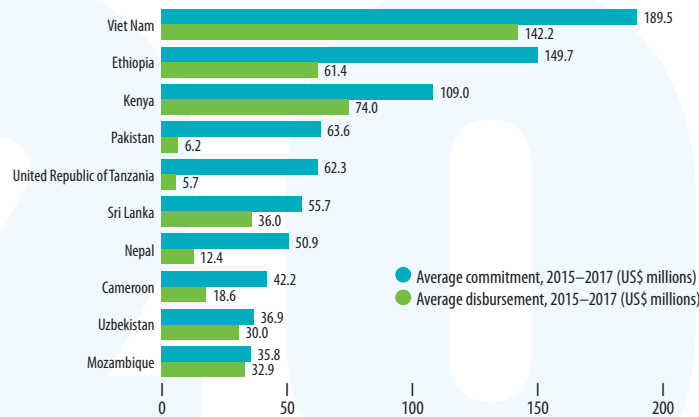
Source: OECD-CRS, 2019

LESSONS/IMPACTS

Key achievements in 2018 include:

- 1) Frontline response to crisis including: refugee, drought, conflict;
- 2) Scaling up results-based lending with US\$ 4 billion influenced by water partnerships past and present;
- 3) A global scope with the Bellagio Principles universally guiding how water is valued in all its forms;
- 4) Financing the Sustainable Development Goals, including thought leadership in 20 global events to shift mindsets about commercial finance; and
- 5) Outputs: 15.7 million people directly benefited from improved water supply services and 11.5 million people from improved sanitation.

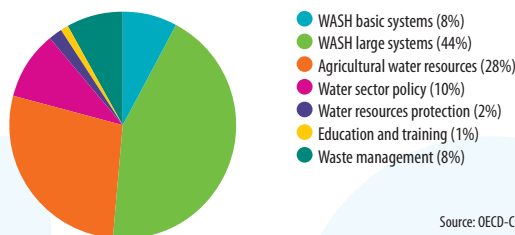
TOP TEN AID RECIPIENTS (2015–2017)



Source: OECD-CRS, 2019

FUNDING ACTIVITIES

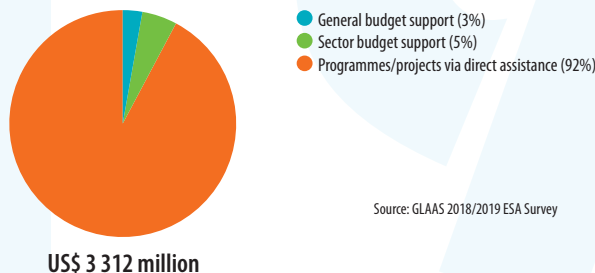
A breakdown of ODA and non-ODA aid disbursements is provided below:



Source: OECD-CRS, 2019

FUNDING CHANNELS

A breakdown of funding channels for 2017 aid disbursements is provided below:



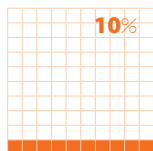
Source: GLAAS 2018/2019 ESA Survey

US\$ 3 312 million

COLLABORATIVE BEHAVIOURS FOR MORE EFFECTIVE DEVELOPMENT COOPERATION

Enhance government leadership of sector planning processes

Proportion of water and sanitation ODA allocated to water and sanitation policy and administration education and training (%)



The median for all donors is 9%.

Strengthen and use country systems

Percentage of WASH ODA spending using country procurement systems (%)

Data not available

Use one information and mutual accountability platform

Active participation in mutual assessment exercises/reviews (% of countries)

The Bank is active in mutual assessment exercises/reviews in most of the developing countries in which it works.

Build sustainable WASH sector financing strategies

Percentage of WASH funding published/information shared with Ministry of Finance (%)

Reports on WASH assistance or spending are not consistently shared with ministries of finance or other institutions in recipient countries.

FUTURE OUTLOOK

Moving forward, the World Bank Group (WBG) will continue supporting countries' efforts to achieve universal access to water and sanitation. The WBG will do this by focusing on policy, institutional, and regulatory reforms to incentivize utilities to be accountable, efficient and achieve credit-worthiness; and, supporting countries' efforts to reach the last mile in the water and sanitation sectors.

Developed and coordinated by the Water, Sanitation, Hygiene and Health (WSH) Unit of the World Health Organization (WHO). Results contained in the ESA Highlights have been compiled by the ESA and GLAAS using data from the Organisation for Economic Development and Cooperation (OECD) Creditor Reporting System (CRS), estimates and text provided in the responses to the GLAAS 2018/2019 ESA survey.

WHO/CED/PHE/WSH/19.28

© World Health Organization 2019. Some rights reserved. This work is available under the CC BY-NC-SA 3.0 IGO licence.

The designations employed and presentation of the material in this publication do not imply the expression of any opinion whatsoever on the part of WHO concerning the legal status of any country, territory, city or area or its authorities, or concerning the delimitation of its frontiers or boundaries. Dotted lines on maps represent approximate border lines for which there may not yet be full agreement.

Luis A. ANDRES

Lead Economist

The World Bank

1818 H. Street NW

Washington, DC 20433

USA

<http://www.worldbank.org/>

✉ Landres@worldbank.org

☎ +1 202 473 0819