

HARMONIZED HEALTH FACILITY ASSESSMENT (HHFA)

Module 1

Service availability

Building structure

Additional / Supplementary questionnaire

VERSION 2.1

JUNE 2023



World Health
Organization

HARMONIZED HEALTH FACILITY ASSESSMENT (HHFA)

Module 1

Service availability

Building structure

Additional / Supplementary questionnaire

VERSION 2.1

JUNE 2023



This is a working document that will be updated intermittently based on implementation experience and feedback from users. Users are invited to submit comments through the HHFA feedback form at: <https://feedback.hhfa.online>

© World Health Organization 2023.

Some rights reserved. This work is available under the CC BY-NC-SA 3.0 IGO license.

Contents

Acknowledgements.....	4
Overview.....	5
Instrument	7
1. COVER	7
1.1. COVER PAGE AND FACILITY IDENTIFIERS	7
1.1.1. FACILITY IDENTIFIERS	7
1.1.2. GEOGRAPHIC COORDINATES	8
1.1.3. CONSENT.....	9
1.1.4. FACILITY CHARACTERISTICS	10
17. BUILDING INFRASTRUCTURE.....	11
17.1. BUILDING STRUCTURE FOR GENERAL OUTPATIENT SERVICES	11
17.1.1. BUILDING STRUCTURE FOR GENERAL OUTPATIENT SERVICES.....	11
17.1.2. ACCESS FOR PERSONS WITH MOBILITY LIMITATIONS	14
17.2. BUILDING STRUCTURE FOR GENERAL ADMISSIONS SERVICE AREA	14
17.2.1. BUILDING STRUCTURE FOR GENERAL ADMISSIONS SERVICE AREA	14
17.2.2. ACCESS FOR PERSONS WITH MOBILITY LIMITATIONS	17
17.3. BUILDING STRUCTURE FOR LABORATORY SERVICE AREA	17
17.3.1. BUILDING STRUCTURE FOR LABORATORY SERVICE AREA.....	17
17.3.2. ACCESS FOR PERSONS WITH MOBILITY LIMITATIONS	20
17.4. BUILDING STRUCTURE FOR MAIN PHARMACEUTICAL COMMODITY STORAGE AREA	21
17.4.1. BUILDING STRUCTURE FOR MAIN PHARMACEUTICAL COMMODITY STORAGE AREA.....	21
17.4.2. ACCESS FOR PERSONS WITH MOBILITY LIMITATIONS	24
17.5. BUILDING STRUCTURE FOR EMERGENCY WALK-IN SERVICES	24
17.5.1. BUILDING STRUCTURE FOR EMERGENCY WALK-IN SERVICES.....	24
17.5.2. ACCESS FOR PERSONS WITH MOBILITY LIMITATIONS	28
17.6. BUILDING STRUCTURE FOR SURGICAL SERVICES	28
17.6.1. BUILDING STRUCTURE FOR SURGICAL SERVICES	28
17.7. BUILDING STRUCTURE FOR OPERATING THEATRE	31
17.7.1. BUILDING STRUCTURE FOR OPERATING THEATRE.....	31
17.8. BUILDING STRUCTURE FOR DELIVERY SERVICES	34
17.8.1. BUILDING STRUCTURE FOR DELIVERY SERVICES.....	34
17.9. BUILDING STRUCTURE FOR INPATIENT WARDS	37
17.9.1. SURGICAL PATIENT WARD	37
17.9.2. POSTPARTUM/DELIVERY WARD/UNIT	39
17.9.3. PAEDIATRIC WARD.....	42
17.9.4. INTENSIVE CARE UNIT.....	45
17.10. BUILDING STRUCTURE FOR DENTAL SERVICES	48
17.10.1. BUILDING STRUCTURE FOR DENTAL SERVICES	48
17.10.2. ACCESS FOR PERSONS WITH MOBILITY LIMITATIONS	51
17.11. BUILDING STRUCTURE FOR PHYSICAL THERAPY SERVICES	51
17.11.1. BUILDING STRUCTURE FOR PHYSICAL THERAPY SERVICES	51
17.11.2. ACCESS FOR PERSONS WITH MOBILITY LIMITATIONS	54
17.12. BUILDING STRUCTURE FOR MORTUARY	54
17.12.1. BUILDING STRUCTURE FOR MORTUARY	54
17.13. ROOF OF MAIN FACILITY BUILDING	57
17.13.1. ROOF OF MAIN FACILITY BUILDING	57
17.14. OTHER INFORMATION ON PHYSICAL INFRASTRUCTURE	58
17.14.1. OTHER INFORMATION ON PHYSICAL INFRASTRUCTURE	58

Acknowledgements

The Harmonized Health Facility Assessment (HHFA) modules and resource package are a key deliverable of the Health Data Collaborative Facility Surveys Working Group. The modules provide a harmonized approach to health facility assessments/surveys, building on existing internationally tested tools, such as the World Health Organization (WHO) Service Availability and Readiness Assessment (SARA), the United States Agency for International Development Service Provision Assessment (SPA) and the World Bank Service Delivery Indicators (SDI), and as well as consolidating best practices and lessons learned through implementation in many countries.

Overall guidance for the development of the initial version HHFA modules was provided by the Health Data Collaborative Facility Surveys Working Group. Kathryn O'Neill, Amani Siyam and Kavitha Viswanathan coordinated the development of the initial version. Wendy Venter coordinated the revisions of the modules, and the development of the HHFA resource package with technical support from the Johns Hopkins Bloomberg School of Public Health. Substantial technical contributions to the resource package were made by Eman Aly, Yolanda Barbera, Sandro Colombo, Benson Droti, Nancy Fronczak, Sherrell Goggin, Fern Greenwell, Geoff Greenwell, Jaya Gupta, Heidi Johnston, Shannon King, Hillary Kipruto, Benito Koubemba, Davy Audrey Liboko Gnekabassa, Geoffrey Lutwama, Boniface Muganda, Timothy Roberton, Ashley Sheffel, and Moussa Traore. Technical inputs concerning guidelines, service standards, measurement methods and indicators were provided by multiple WHO technical programmes and regional offices as well as other agencies within the health sector.

The ministries of health of Burkina Faso, Kenya, Liberia, Malawi and Zambia are gratefully acknowledged for assistance in testing the implementation of the HHFA modules and resource package.

The HHFA modules and resource package were produced with the support of grants from Bloomberg Philanthropies Data for Health Initiative; Gavi, the Vaccine Alliance; The Global Fund to Fight AIDS, Tuberculosis and Malaria; the Susan T. Buffett Foundation; the Kingdom of Saudi Arabia; the Norwegian Agency for Development Cooperation (Norad); and the Canada Department of Foreign Affairs, Trade and Development (DFTAD).

HHFA overview

The Harmonized Health Facility Assessment (HHFA) is a comprehensive, standardized health facility survey that provides reliable, objective information on the availability of health facility services and the capacities of facilities to deliver the services at required standards of quality. Availability and quality of health services are integral to achieving universal health coverage (UHC) and the health-related Sustainable Development Goals (SDGs). HHFA data can support health sector reviews and evidence-based decision-making for strengthening country health services. Developed through multistakeholder collaboration, the HHFA builds on previous and existing global facility survey instruments, is based on global service standards, and uses standardized indicators, questionnaires, data collection methodologies and data analysis tools.

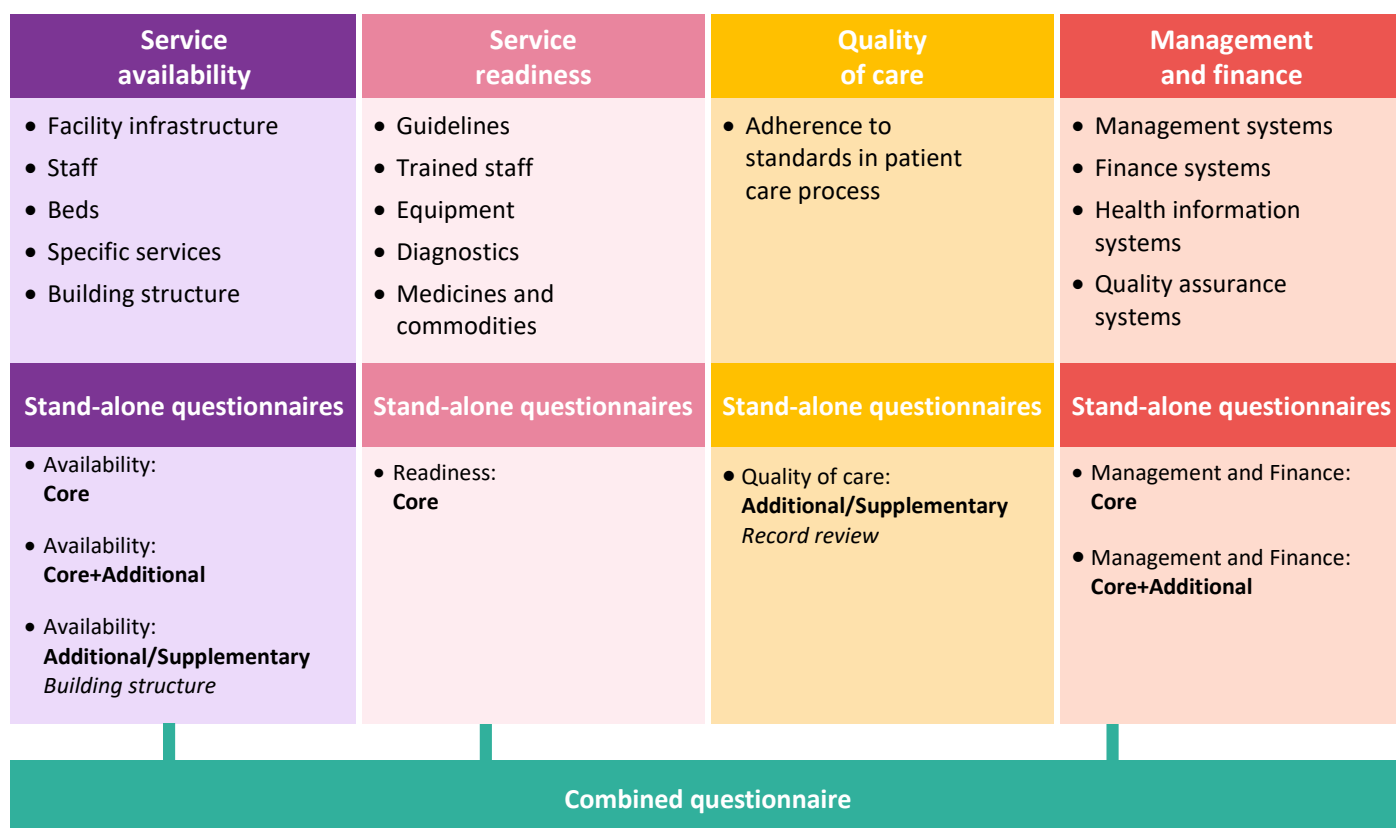
HHFA content

The HHFA covers all key facility services and facility-level management systems. The HHFA content is organized into **four modules**: service availability; service readiness; quality of care; and management and finance.

A module represents a set of questions (in questionnaire format) for a main topic area. Countries may choose to implement any single module or a combination of modules. Core questions represent the recommended minimum information, while optional additional questions provide further details. All questions must be linked to defined indicators. Various questionnaire options are available (refer to Fig. 1).

Each HHFA module includes a set of stand-alone questionnaires that may be designated Core, Core+Additional and/or Supplementary. The Combined questionnaire contains questions from multiple modules, integrated and organized to facilitate data collection. The questionnaires can also be adapted to country needs. All the HHFA questionnaires are programmed into the HHFA Census and Survey Processing System (CSPRO) electronic data collection tool. Data collectors use this tool to collect the HHFA data on handheld devices such as mobile phones or tablets.

Fig. 1 HHFA modules and questionnaires



HHFA resource package

The HHFA resource package is a comprehensive set of downloadable tools and guidance to support countries in planning and implementing an HHFA. The resource package includes: HHFA Indicator inventory platform, Questionnaires, CSPro tool, Data analysis platform, Comprehensive guide, Quick guide, Data manager guide, Training resources, and Global archive. The HHFA resource package is available at:

<https://www.who.int/data/data-collection-tools/harmonized-health-facility-assessment/introduction>

HHFA questionnaire structure

An HHFA questionnaire is organized into sections and subsections that contain questions related to a specific service aspect or programme. The paper questionnaire is typically structured into five columns:

Column 1: Mod

Column 2: No.

Column 3: QUESTION

Column 4: RESPONSE

Column 5: SKIP

SECTION 17. SERVICES FOR SPECIAL NEEDS				
Mod.	No.	QUESTION	RESPONSE	SKIP
		17.1. PALLIATIVE CARE		
		17.1.1. SERVICE AVAILABILITY		
R_C	1700	Does this facility offer any palliative care services?	YES 1 NO 2	→ Q1706
R_C	1701	Which of the following palliative health services are offered in this facility:	YES NO	
R_C	01	Inpatient palliative care	1 2	
R_C	02	Outpatient palliative care	1 2	
R_C	03	Home care for palliative care	1 2	
R_C	04	Linkages with other organizations providing home-based palliative care	1 2	
	1702	ASK TO BE SHOWN THE LOCATION IN THE FACILITY WHERE PALLIATIVE CARE SERVICES ARE PROVIDED. FIND THE PERSON MOST KNOWLEDGEABLE ABOUT PALLIATIVE CARE SERVICES IN THE FACILITY. INTRODUCE YOURSELF, EXPLAIN THE PURPOSE OF THE SURVEY AND ASK THE FOLLOWING QUESTIONS.		
		SUPPORT FOR QUALITY SERVICES		
R_C	1703	Are national guidelines for palliative care services available in this service site today? [COUNTRY ADAPT – NAME OF DOCUMENT AND VERSION] IF YES, ASK: May I see the guidelines?	YES, OBSERVED 1 YES, REPORTED NOT SEEN 2 NO 3	

- **Column 1 - Mod:** The first letter in Column 1 shows the module to which the question belongs: A for Availability, R for Readiness, M for Management and finance, or Q for Quality of care. The second letter (after the underscore symbol) denotes the kind of question: C for Core or A for Additional.
- **Column 2 – No:** Column 2 contains the number of the HHFA question. There may be a single number per question, or a main number with sub-questions below it, e.g., Q1701 (main question), Q1701_01 (sub-question).
(Note that for some rows, the number corresponds to an instruction rather than a question, e.g. Q1702.)
- **Column 3 - QUESTION:** Column 3 contains the question that is read to the respondent by the interviewer. It may also contain additional clarifying information (in non-capitalized font) that the interviewer reads to the respondent. This column may also include instructions (in CAPITALS) to the interviewer. (These capitalized instructions are not read to the respondent.)
- **Column 4 - RESPONSE:** Column 4 contains the response options. Different types of response options are used for different types of questions, e.g., pre-coded responses where one or more options are selected, fields requiring entry of a number or text, or combinations of these.
- **Column 5 - SKIP:** This column contains arrows that instruct the interviewer to skip to a specific question, to the end of a section, or to other instructions, if necessary.

The questionnaires also contain sentences in capitalized red font that include the term “**COUNTRY ADAPT**”. These sentences highlight questions that may need adaptation to the country context before the questionnaire is finalized for country implementation. Note that the HHFA paper questionnaires are used mainly to review questions during the country questionnaire adaptation process as part of HHFA planning. The CSPro tool is then adapted based on the final country-adapted questionnaire.



Instrument


Mod/Ind	No.	Question	Result	Skip
		1. COVER		
		1.1. COVER PAGE AND FACILITY IDENTIFIERS		
		1.1.1. FACILITY IDENTIFIERS		
		[COUNTRY ADAPT NUMBERING FOR REGIONS, DISTRICTS AND FACILITIES BASED ON THE SYSTEM USED IN THE COUNTRY OR THE SYSTEM AGREED UPON FOR THE SURVEY]		
ALL	100	Facility code	— — — — —	
ALL	101	Is this a supervisor validation check of a facility?	YES, SUPERVISOR VALIDATION 1 NO, DATA COLLECTION FOR FACILITY SURVEY 2	
ALL	102	Name of facility	_____	
ALL	103	Is this facility known by any other names? IF YES, PLEASE SPECIFY	YES 1 NO 2 IF YES, SPECIFY: _____	
ALL	104	Location of facility	_____	
ALL	105	Name of region/province	NAME OF REGION/PROVINCE: _____ REGION/PROVINCE CODE — —	
ALL	106	Name of district	NAME OF DISTRICT: _____ DISTRICT CODE — — [COUNTRY ADAPT NUMBERING FOR REGIONS, DISTRICTS AND FACILITIES BASED ON THE SYSTEM USED IN THE COUNTRY OR THE SYSTEM AGREED UPON FOR THE SURVEY]	





Mod/Ind	No.	Question	Result	Skip																																
ALL / CYL, CYM, CXP, AAA, AOY	107	Interview date	<p style="text-align: center;">FIRST VISIT(S)</p> <table border="1"> <thead> <tr> <th rowspan="2">VISIT NO.</th><th colspan="4">DATE</th><th rowspan="2">INTER- VIEWER CODE</th><th rowspan="2">RESULT CODE*</th></tr> <tr> <th>DD</th><th>MM</th><th colspan="2">YYYY</th></tr> </thead> <tbody> <tr> <td>1</td><td></td><td></td><td></td><td></td><td></td><td></td></tr> <tr> <td>2</td><td></td><td></td><td></td><td></td><td></td><td></td></tr> <tr> <td>3</td><td></td><td></td><td></td><td></td><td></td><td></td></tr> </tbody> </table> <p>*RESULT CODE 1 = INTERVIEW STARTED 2 = POSTPONED 3 = FACILITY CLOSED 4 = FACILITY DESTROYED 5 = FACILITY NOT FOUND 6 = OTHER</p> <p>COMPLETE GPS COORDINATES FOR RESULTS CODES 1 THROUGH 4.</p> <p style="text-align: center;">FINAL VISIT</p> <p>DAY _____</p> <p>MONTH _____</p> <p>YEAR _____</p> <p>INTERVIEWER CODE _____</p> <p>RESULT CODE _____</p>	VISIT NO.	DATE				INTER- VIEWER CODE	RESULT CODE*	DD	MM	YYYY		1							2							3							
VISIT NO.	DATE				INTER- VIEWER CODE	RESULT CODE*																														
	DD	MM	YYYY																																	
1																																				
2																																				
3																																				
1.1.2. GEOGRAPHIC COORDINATES																																				
ALL		<p>RECORD THE GPS READING ACCORDING TO THE INSTRUCTIONS</p> <p>SET DEFAULT SETTINGS FOR GPS:</p> <ol style="list-style-type: none"> 1. SET COORDINATE SYSTEM TO LATITUDE/LONGITUDE 2. SET COORDINATE FORMAT TO DECIMAL DEGREES 3. SET DATUM TO WGS84 <p>MOVE TO MAIN ENTRANCE OF THE BUILDING. STAND WITHIN 30 M OF MAIN ENTRANCE WITH VIEW OF SKY:</p> <ol style="list-style-type: none"> 4. TURN GPS MACHINE ON AND WAIT UNTIL SATELLITE PAGE CHANGES TO "POSITION" 5. WRITE ALTITUDE 6. PRESS "MARK" 7. HIGHLIGHT "AVERAGE" AND PRESS "ENTER" 8. HIGHLIGHT "WAYPOINT NUMBER" AND PRESS "ENTER" 9. ENTER FACILITY CODE 10. WAIT 5 MINUTES 11. HIGHLIGHT "SAVE" AND PRESS "ENTER" 12. PAGE TO MAIN MENU, HIGHLIGHT "WAYPOINT LIST" AND PRESS "ENTER" 13. HIGHLIGHT YOUR WAYPOINT 14. COPY INFORMATION FROM WAYPOINT LIST PAGE ON THE FORM BELOW. <p>BE SURE TO COPY THE WAYPOINT NAME FROM THE WAYPOINT LIST PAGE TO VERIFY THAT YOU ARE ENTERING THE CORRECT WAYPOINT INFORMATION ON THE DATA FORM</p>																																		
ALL	108	Waypoint name (facility number)	_____																																	
ALL	109	Altitude (m)	_____																																	
ALL	110	Latitude	<p>N/S.....(a) —</p> <p>DEGREES.....(b) — —</p> <p>DECIMAL.....(c) — — — — —</p>																																	

Mod/Ind	No.	Question	Result	Skip
ALL	111	Longitude	E/W.....(a) — DEGREES.....(b) — — DECIMAL.....(c) — — — — —	
		1.1.3. CONSENT		
		<p>The [survey manager and survey implementer] in close collaboration with the [other relevant entities] are working to collect information about the availability of key health services in different facilities. This information will be collected in selected primary health care and secondary referral facilities across the country. The survey is part of the [government's] ongoing efforts to understand what services are being offered and where they are being offered.</p> <p>The present study will be conducted across the country. The facilities included in the survey were selected randomly from a list of all facilities at the [subnational level]. The selection process was done in a manner that ensured equal opportunity for every facility in each [state] to be included in the sample.</p> <p>As the in-charge of this facility, we are asking you to help us to collect the information from the persons who are most knowledgeable about the services. For any questions we ask, if there is another person who is in a better position to provide details, please feel free to refer us to that person. We will want to speak with persons familiar with the various outpatient services, delivery services, and surgical services, if these are offered, so that we can correctly identify the components of these services that are offered in this facility. We anticipate that the time required from an individual respondent to complete data collection from a service site may take from 5 to 10 minutes, depending on how busy each separate site is.</p> <p>Your participation in this survey is voluntary and at no cost to you as an individual. You may choose not to participate at all or to stop at any time before the end of the survey. You may also choose not to answer any question that you are not comfortable with.</p> <p>The information on service availability will be shared with the Ministry of Health (MOH) and other relevant stakeholders who support the MOH, to provide information for planning purposes. No names of any respondents will be shared.</p> <p>In case you have any question(s) about this survey at any time, please feel free to contact any of the following people:</p> <p>[LIST NAMES AND PHONE NUMBERS OF SURVEY MANAGEMENT PERSONS WHO CAN BE CONTACTED]</p> <p>At this point do you have any questions about the study? Do I have your agreement to proceed?</p>		
		<i>Signature of team leader indicating informed consent was read and agreed by the person in-charge/acting in-charge</i>	<i>Signature of facility staff authorizing data collection and position of the person providing authorization</i>	
ALL	112	Consent given by facility contact?	YES 1 NO 2	➔ END



Mod/Ind	No.	Question	Result	Skip
		1.1.4. FACILITY CHARACTERISTICS		
ALL / AAB, AAC	113	Type of facility [COUNTRY ADAPT LIST AND CATEGORIES PRIOR TO IMPLEMENTATION]	NATIONAL REFERRAL HOSPITAL..... 1 REGIONAL (PROVINCIAL) REFERRAL HOSPITAL..... 2 DISTRICT HOSPITAL..... 3 OTHER GENERAL HOSPITAL..... 4 SPECIALTY HOSPITAL..... 5 COMPREHENSIVE HEALTH CENTRE/ POLY CLINIC..... 6 HEALTH CENTRE..... 7 CLINIC/DISPENSARY..... 8 HEALTH POST..... 9 MATERNAL/CHILD HEALTH CLINIC..... 10 OTHER..... 96 (SPECIFY)	
ALL	114	Which of the responses best describes the managing authority for this facility? That is, the authority that makes policy decisions and provides supervision for the facility. [COUNTRY ADAPT LIST AND CATEGORIES PRIOR TO IMPLEMENTATION]	GOVERNMENT/PUBLIC: MINISTRY OF HEALTH..... 1 LOCAL GOVERNMENT..... 2 GOVERNMENT (INSTITUTIONAL): MILITARY/POLICE/NATIONAL GUARD..... 3 UNIVERSITY..... 4 NGO/NOT-FOR-PROFIT..... 5 MISSION/FAITH-BASED..... 6 PRIVATE-FOR-PROFIT..... 7 OTHER..... 96 (SPECIFY)	
ALL	115	Are the managing authority and the ownership of the facility the same?	YES..... 1 NO..... 2	→Q117
ALL	116	Which of the responses best describes the ownership for this facility?	GOVERNMENT/PUBLIC: MINISTRY OF HEALTH..... 1 LOCAL GOVERNMENT..... 2 GOVERNMENT (INSTITUTIONAL): MILITARY/POLICE/NATIONAL GUARD..... 3 UNIVERSITY..... 4 NGO/NOT-FOR-PROFIT..... 5 MISSION/FAITH-BASED..... 6 PRIVATE-FOR-PROFIT..... 7 OTHER..... 96 (SPECIFY)	
ALL	117	RECORD FACILITY LOCATION: URBAN OR RURAL OR PERIURBAN (FROM SURVEY LIST)	URBAN..... 1 RURAL..... 2 PERIURBAN..... 3	
ALL / AAI, AAJ, AAK, AAM, AAZ, ABA, ABB, ABC, ABD, ABE, ABF, ABG, ABH, ABI, ABJ, ABK, AJK, AJL, AND, ANE, ANF, ANG, ANH, ANI, ANJ, ANK, ANL, CXV, CXW, CXX, CXY, CZH, CZI, CZJ, CZM, CZK, CZL, CZN, CZO, CZP, CZQ, CZR, CZS, CZT, CZX, CZY, CZZ, DAA, DAI, DAJ, DAK, DAL	118	Service levels available	OUTPATIENT ONLY..... 1 INPATIENT ONLY..... 2 BOTH OUT AND INPATIENT..... 3	

Mod/Ind	No.	Question	Result	Skip										
		17. BUILDING INFRASTRUCTURE												
		17.1. BUILDING STRUCTURE FOR GENERAL OUTPATIENT SERVICES												
		17.1.1. BUILDING STRUCTURE FOR GENERAL OUTPATIENT SERVICES												
A_AS / ABL, ABM, ABN, ABO, ABP, JCL, JCM, ABQ, ABR, ABS, ABT, NUY, NUZ, AGR, AGS, AGT, LLY, LLZ	4700	Are general outpatient services offered in this facility? IF YES, ASK TO GO TO OUTPATIENT SERVICES.	YES 1 NO 2	→ Q4800										
		Now I would like to assess the structural condition of the building where general outpatient services are offered. ASK FOR A STAFF MEMBER TO ACCOMPANY YOU. IF ANOTHER PERSON IS ASSIGNED, THANK YOUR RESPONDENT AND BEGIN ASSESSING THE BUILDING STRUCTURE. TAKE A QUICK WALK AROUND THE AREA YOU ARE ASSESSING AND ANSWER THE FOLLOWING QUESTIONS. YOU ARE ASSESSING THE TOTAL AREA WHERE THE SERVICE LISTED IS OFFERED, SO CONDITIONS MAY BE DIFFERENT IN DIFFERENT SECTIONS OF THE SERVICE AREA. MARK "YES" FOR EACH TYPE OF MATERIAL OBSERVED FOR THE BUILDING SECTION BEING ASSESSED. THEN PROVIDE ONE OVERALL ASSESSMENT FOR THE CONDITION FOR THE BUILDING SECTION BEING ASSESSED.												
			<table border="1"> <thead> <tr> <th colspan="2">(A) OBSERVED</th><th colspan="3">(B) OVERALL CONDITION</th></tr> <tr> <th>YES</th><th>NO</th><th>ALL GOOD (MINOR OR NO REPAIRS NEEDED)</th><th>AT LEAST ONE MEDIUM SIZE PROBLEM (COULD USE REPAIRS BUT PROBLEM NOT LARGE ENOUGH TO POTENTIALLY AFFECT SERVICES OR SITE SECURITY)</th><th>AT LEAST ONE MAJOR PROBLEM (DEFINITELY NEEDS INTERVENTION; LARGE ENOUGH TO POTENTIALLY AFFECT SERVICES OR SITE SECURITY)</th></tr> </thead> </table>	(A) OBSERVED		(B) OVERALL CONDITION			YES	NO	ALL GOOD (MINOR OR NO REPAIRS NEEDED)	AT LEAST ONE MEDIUM SIZE PROBLEM (COULD USE REPAIRS BUT PROBLEM NOT LARGE ENOUGH TO POTENTIALLY AFFECT SERVICES OR SITE SECURITY)	AT LEAST ONE MAJOR PROBLEM (DEFINITELY NEEDS INTERVENTION; LARGE ENOUGH TO POTENTIALLY AFFECT SERVICES OR SITE SECURITY)	
(A) OBSERVED		(B) OVERALL CONDITION												
YES	NO	ALL GOOD (MINOR OR NO REPAIRS NEEDED)	AT LEAST ONE MEDIUM SIZE PROBLEM (COULD USE REPAIRS BUT PROBLEM NOT LARGE ENOUGH TO POTENTIALLY AFFECT SERVICES OR SITE SECURITY)	AT LEAST ONE MAJOR PROBLEM (DEFINITELY NEEDS INTERVENTION; LARGE ENOUGH TO POTENTIALLY AFFECT SERVICES OR SITE SECURITY)										
		INTERIOR DOORS/DIVIDERS BETWEEN ROOMS												
A_AS / ABL, ABM, JCL, JCM	4701	ARE THERE ANY INTERIOR DOORS OR DIVIDERS?	1 2 → Q4704											
A_AS / ABL, JCL, JCM	4702	MATERIALS												
A_AS	01	CURTAINS	1 2											
A_AS	02	WOOD	1 2											
A_AS	03	METAL/GLASS OR OTHER ITEM THAT IS CLEANABLE	1 2											
A_AS	04	OTHER (SPECIFY)	1 2											
A_AS / ABM, JCL, JCM	4703	ASK: Can all interior doors be locked and secured from outside entry?	1 2											


Mod/Ind	No.	Question	Result					Skip					
		INTERIOR CEILING											
A_AS / ABN, JCL, JCM	4704	MATERIALS											
A_AS	01	DRYWALL/PARTICLE BOARD	1	2	1	2	3						
A_AS	02	CEMENT/PLASTER/ WOOD/FINISHED CEILING	1	2									
A_AS	03	TILE/OTHER ITEM THAT IS CLEANABLE	1	2									
A_AS	04	OTHER _____ (SPECIFY)	1	2									
		INTERIOR FLOORING											
A_AS / ABO, JCL, JCM	4705	MATERIALS											
A_AS	01	EARTH/DUNG/ UNFINISHED	1	2	1	2	3						
A_AS	02	CEMENT/WOOD	1	2									
A_AS	03	COVERED WITH PLASTIC OR OTHER REMOVABLE COVER	1	2									
A_AS	04	TILED/TERRAZZO/ OTHER ITEM THAT IS CLEANABLE	1	2									
A_AS	05	OTHER _____ (SPECIFY)	1	2									
		INTERIOR WALL FINISHING											
A_AS / ABP, JCL, JCM	4706	MATERIALS											
A_AS	01	UNFINISHED	1	2	1	2	3						
A_AS	02	DRYWALL/PARTICLE BOARD	1	2									
A_AS	03	PLASTERED/CEMENT/ WOOD	1	2									
A_AS	04	HALF OR LESS TILED/ TERRAZZO/OTHER ITEM THAT IS CLEANABLE	1	2									
A_AS	05	FULLY TILED/TERRAZZO/ OTHER ITEM THAT IS CLEANABLE	1	2									
A_AS	06	OTHER _____ (SPECIFY)	1	2									
		EXTERNAL DOORS											
A_AS / ABQ, ABS, NUY, NUZ	4707	ARE THERE ANY EXTERNAL DOORS?	1	2 → Q4710									

Mod/Ind	No.	Question	Result					Skip		
A_AS / ABQ, NUY, NUZ	4708	MATERIALS								
A_AS	01	WOOD	1	2	1	2	3			
A_AS	02	METAL	1	2						
A_AS	03	GLASS	1	2						
A_AS	04	OTHER _____ (SPECIFY)	1	2						
A_AS / ABS, NUY, NUZ	4709	ASK: Can all external doors be locked and secured from outside entry?	1	2						
		EXTERNAL WINDOWS								
A_AS / ABR, ABS, NUY, NUZ	4710	ARE THERE ANY EXTERNAL WINDOWS?	1	2 → Q4713						
A_AS / ABR, NUY, NUZ	4711	MATERIALS								
A_AS	01	NOTHING	1	2	1	2	3			
A_AS	02	BARS WITH NO OTHER COVER	1	2						
A_AS	03	WOODEN SHUTTERS	1	2						
A_AS	04	GLASS	1	2						
A_AS	05	OTHER _____ (SPECIFY)	1	2						
A_AS/ ABS, NUY, NUZ	4712	ASK: Can all external windows be locked and secured from outside entry?	1	2						
		ROOF (EXTERNAL COVERING)								
A_AS / ABT, NUY, NUZ	4713	IS SERVICE AREA IN THE MAIN FACILITY BUILDING?	1 → Q4715	2						
A_AS / ABT, NUY, NUZ	4714	MATERIALS								
A_AS	01	THATCH/GRASS	1	2	1	2	3			
A_AS	02	WOOD	1	2						
A_AS	03	CORREGATED IRON	1	2						
A_AS	04	TILES OR SHINGLES	1	2						
A_AS	05	OTHER _____ (SPECIFY)	1	2						




Mod/Ind	No.	Question	Result			Skip
		17.1.2. ACCESS FOR PERSONS WITH MOBILITY LIMITATIONS				
A_AS	4715	GO TO WHERE MOST ROUTINE OUTPATIENT CONSULTATION SERVICES ARE OFFERED AND ASSESS THE FOLLOWING FOR PERSONS WITH MOBILITY LIMITATIONS	YES, OBSERVED	YES, REPORTED, NOT SEEN	NOT AVAILABLE	
A_AS / AGS, LLY, LLZ	01	Is there at least one area where services can be provided to a person in a wheelchair? WHEELCHAIR ACCESS MAY BE A RAMP, LIFT OR CONSTRUCTION THAT ALLOWS WHEELCHAIRS TO BE PUSHED TO THE INDICATED SERVICE AREA AND DOORS SUFFICIENTLY WIDE FOR WHEELCHAIR ACCESS.	1	2	3	
A_AS / AGR, LLY, LLZ	02	Are there grab bars on walls to help people with problems walking to access services?	1	2	3	
A_AS / AGT, LLY, LLZ	03	Is there a functional toilet for disabled outpatients? This toilet would have an elevated seat and railing on at least one side to facilitate sitting and standing and space, for wheelchair access. IF YES, ASK TO SEE THE TOILET.	1	2	3 →Q4800	
A_AS / AGT, LLY, LLZ	04	OBSERVE IF HAND WASHING MATERIALS (SOAP AND RUNNING WATER) ARE LOCATED WITHIN 5 M OF THE TOILET.	1	2	3	
		17.2. BUILDING STRUCTURE FOR GENERAL ADMISSIONS SERVICE AREA				
		17.2.1. BUILDING STRUCTURE FOR GENERAL ADMISSIONS SERVICE AREA				
A_AS / ABU, ABV, ABW, ABX, ABY, JCY, JCZ, ABZ, ACA, ACB, ACC, KCL, KCM, AHJ, AHK, AHL, JGY, JGZ	4800	Is there an admissions service area for this facility, i.e. where patients who are not being admitted through emergency services are processed for admission? IF YES, ASK TO GO TO THE ADMISSIONS SERVICE AREA.	YES 1 NO 2			→Q4900
		Now I would like to assess the structural condition of the building where patients who are not being admitted through the emergency service unit are processed for admissions. ASK FOR A STAFF MEMBER TO ACCOMPANY YOU. IF ANOTHER PERSON IS ASSIGNED, THANK YOUR RESPONDENT AND BEGIN ASSESSING THE BUILDING STRUCTURE. TAKE A QUICK WALK AROUND THE AREA YOU ARE ASSESSING AND ANSWER THE FOLLOWING QUESTIONS. YOU ARE ASSESSING THE TOTAL AREA WHERE PATIENTS ARE PROCESSED FOR ADMISSION, SO CONDITIONS MAY BE DIFFERENT IN DIFFERENT SECTIONS OF THE SERVICE AREA. MARK “YES” FOR EACH TYPE OF MATERIAL OBSERVED FOR THE BUILDING SECTION BEING ASSESSED. THEN PROVIDE ONE OVERALL ASSESSMENT FOR THE CONDITION FOR THE BUILDING SECTION BEING ASSESSED.				

Mod/Ind	No.	Question	Result					Skip					
			(A) OBSERVED		(B) OVERALL CONDITION								
			YES	NO	ALL GOOD (MINOR OR NO REPAIRS NEEDED)	AT LEAST ONE MEDIUM SIZE PROBLEM (COULD USE REPAIRS BUT PROBLEM NOT LARGE ENOUGH TO POTENTIALLY AFFECT SERVICES OR SITE SECURITY)	AT LEAST ONE MAJOR PROBLEM (DEFINITELY NEEDS INTERVENTION; LARGE ENOUGH TO POTENTIALLY AFFECT SERVICES OR SITE SECURITY)						
		INTERIOR DOORS/DIVIDERS BETWEEN ROOMS											
A_AS / ABU, ABV, JCY, JCZ	4801	ARE THERE ANY INTERIOR DOORS OR DIVIDERS?	1	2 → Q4804									
A_AS / ABU, JCY, JCZ	4802	MATERIALS											
A_AS	01	CURTAINS	1	2	1	2	3						
A_AS	02	WOOD	1	2									
A_AS	03	METAL/GLASS OR OTHER ITEM THAT IS CLEANABLE	1	2									
A_AS	04	OTHER (SPECIFY)	1	2									
A_AS / ABV, JCY, JCZ	4803	ASK: Can all interior doors be locked and secured from outside entry?	1	2									
		INTERIOR CEILING											
A_AS / ABW, JCY, JCZ	4804	MATERIALS											
A_AS	01	DRYWALL/PARTICLE BOARD	1	2	1	2	3						
A_AS	02	CEMENT/PLASTER/ WOOD/FINISHED CEILING	1	2									
A_AS	03	TILE/OTHER ITEM THAT IS CLEANABLE	1	2									
A_AS	04	OTHER (SPECIFY)	1	2									
		INTERIOR FLOORING											
A_AS / ABX, JCY, JCZ	4805	MATERIALS											
A_AS	01	EARTH/DUNG/ UNFINISHED	1	2	1	2	3						
A_AS	02	CEMENT/WOOD	1	2									
A_AS	03	COVERED WITH PLASTIC OR OTHER REMOVABLE COVER	1	2									
A_AS	04	TILED/TERRAZZO/ OTHER ITEM THAT IS CLEANABLE	1	2									
A_AS	05	OTHER (SPECIFY)	1	2									


Mod/Ind	No.	Question	Result					Skip
		INTERIOR WALL FINISHING						
A_AS / ABY, JCY, JCZ	4806	MATERIALS						
A_AS	01	UNFINISHED	1	2	1	2	3	
A_AS	02	DRYWALL/PARTICLE BOARD	1	2				
A_AS	03	PLASTERED/CEMENT/ WOOD	1	2				
A_AS	04	HALF OR LESS TILED/TERRAZZO/ OTHER ITEM THAT IS CLEANABLE	1	2				
A_AS	05	FULLY TILED/TERRAZZO/ OTHER ITEM THAT IS CLEANABLE	1	2				
A_AS	06	OTHER _____ (SPECIFY)	1	2				
A_AS / ABZ, ACB, KCL, KCM	4807	ARE THERE ANY EXTERNAL DOORS?	1	2 → Q4810				
		EXTERNAL DOORS						
A_AS / ABZ, KCL, KCM	4808	MATERIALS						
A_AS	01	WOOD	1	2	1	2	3	
A_AS	02	METAL	1	2				
A_AS	03	GLASS	1	2				
A_AS	04	OTHER _____ (SPECIFY)	1	2				
A_AS / ACB, KCL, KCM	4809	ASK: Can all external doors be locked and secured from outside entry?	1	2				
		EXTERNAL WINDOWS						
A_AS / ACA, ACB, KCL, KCM	4810	ARE THERE ANY EXTERNAL WINDOWS?	1	2 → Q4813				
A_AS / ACA, KCL, KCM	4811	MATERIALS						
A_AS	01	NOTHING	1	2	1	2	3	
A_AS	02	BAR WITH NO OTHER COVER	1	2				
A_AS	03	WOODEN SHUTTERS	1	2				
A_AS	04	GLASS	1	2				
A_AS	05	OTHER _____ (SPECIFY)	1	2				
A_AS / ACB, KCL, KCM	4812	ASK: Can all external windows be locked and secured from outside entry?	1	2				


Mod/Ind	No.	Question	Result					Skip					
		ROOF (EXTERNAL COVERING)											
A_AS / ACC, KCL, KCM	4813	IS SERVICE AREA IN THE MAIN FACILITY BUILDING?	1 → Q4815	2									
A_AS / ACC, KCL, KCM	4814	MATERIALS											
A_AS	01	THATCH/GRASS	1	2	1	2	3						
A_AS	02	WOOD	1	2									
A_AS	03	CORREGATED IRON	1	2									
A_AS	04	TILES OR SHINGLES	1	2									
A_AS	05	OTHER _____ (SPECIFY)	1	2									
		17.2.2. ACCESS FOR PERSONS WITH MOBILITY LIMITATIONS											
A_AS	4815	GO TO THE ADMISSION SERVICE AREA AND ASSESS THE FOLLOWING FOR PERSONS WITH MOBILITY LIMITATIONS	YES, OBSERVED		YES, REPORTED, NOT SEEN		NOT AVAILABLE						
A_AS / AHJ, JGY, JGZ	01	Is there at least one area where services can be provided to a person in a wheelchair? WHEELCHAIR ACCESS MAY BE A RAMP, LIFT OR CONSTRUCTION THAT ALLOWS WHEELCHAIRS TO BE PUSHED TO THE INDICATED SERVICE AREA AND DOORS SUFFICIENTLY WIDE FOR WHEELCHAIR ACCESS.	1		2		3						
A_AS / AHK, JGY, JGZ	02	Are there grab bars on walls to help people with problems walking to access services?	1		2		3						
A_AS / AHL, JGY, JGZ	03	Is there a functional toilet for disabled emergency unit patients? This toilet would have an elevated seat and railing on at least one side to facilitate sitting and standing, and space for wheelchair access. IF YES, ASK TO SEE THE TOILET.	1		2		3 → Q4816						
A_AS / AHL, JGY, JGZ	04	OBSERVE IF HAND WASHING MATERIALS (SOAP AND RUNNING WATER) ARE LOCATED WITHIN 5 M OF THE TOILET.	1		2		3						
		17.3. BUILDING STRUCTURE FOR LABORATORY SERVICE AREA											
		17.3.1. BUILDING STRUCTURE FOR LABORATORY SERVICE AREA											
A_AS / AGH, AGI, AGJ, AGK, AGL, MQL, MQM, AGM, AGN, DGO, AGP, NWY, NWZ	4900	Does this facility have a laboratory? IF YES, ASK TO GO TO THE LABORATORY.	YES 1 NO 2					→ Q5000					

Mod/Ind	No.	Question	Result						Skip
		Now I would like to take a quick walk around the laboratory service area to record information about the building conditions. ASK FOR A STAFF MEMBER TO ACCOMPANY YOU. IF ANOTHER PERSON IS ASSIGNED, THANK YOUR RESPONDENT AND BEGIN ASSESSING THE BUILDING STRUCTURE. TAKE A QUICK WALK AROUND THE DEDICATED LABORATORY SERVICE AREA AND ANSWER THE FOLLOWING QUESTIONS. YOU ARE ASSESSING THE TOTAL AREA DEDICATED TO WHERE LABORATORY SERVICES ARE OFFERED, SO CONDITIONS MAY BE DIFFERENT IN DIFFERENT SECTIONS OF THE SERVICE AREA. MARK “YES” FOR EACH TYPE OF MATERIAL OBSERVED FOR THE BUILDING SECTION BEING ASSESSED. THEN PROVIDE ONE OVERALL ASSESSMENT FOR THE CONDITION FOR THE BUILDING SECTION BEING ASSESSED.							
			(A) OBSERVED		(B) OVERALL CONDITION				
			YES	NO	ALL GOOD (MINOR OR NO REPAIRS NEEDED)	AT LEAST ONE MEDIUM SIZE PROBLEM (COULD USE REPAIRS BUT PROBLEM NOT LARGE ENOUGH TO POTENTIALLY AFFECT SERVICES OR SITE SECURITY)	AT LEAST ONE MAJOR PROBLEM (DEFINITELY NEEDS INTERVENTION; LARGE ENOUGH TO POTENTIALLY AFFECT SERVICES OR SITE SECURITY)		
		INTERIOR DOORS/DIVIDERS BETWEEN ROOMS							
A_AS / AGH, AGI, MQL, MQM	4901	ARE THERE ANY INTERIOR DOORS OR DIVIDERS?	1	2 → Q4904					
A_AS / AGH, MQL, MQM	4902	MATERIALS							
A_AS	01	CURTAINS	1	2	1	2	3		
A_AS	02	WOOD	1	2					
A_AS	03	METAL/GLASS OR OTHER ITEM THAT IS CLEANABLE	1	2					
A_AS	04	OTHER _____ (SPECIFY)	1	2					
A_AS / AGI, MQL, MQM	4903	ASK: Can all interior doors be locked and secured from outside entry?	1	2					
		INTERIOR CEILING							
A_AS / AGJ, MQL, MQM	4904	MATERIALS							
A_AS	01	DRYWALL/PARTICLE BOARD	1	2	1	2	3		
A_AS	02	CEMENT/PLASTER/ WOOD/FINISHED CEILING	1	2					
A_AS	03	TILE/OTHER ITEM THAT IS CLEANABLE	1	2					
A_AS	04	OTHER _____ (SPECIFY)	1	2					


Mod/Ind	No.	Question	Result					Skip					
		INTERIOR FLOORING											
A_AS / AGK, MQL, MQM	4905	MATERIALS											
A_AS	01	EARTH/DUNG/ UNFINISHED	1	2	1	2	3						
A_AS	02	CEMENT/WOOD	1	2									
A_AS	03	COVERED WITH PLASTIC OR OTHER REMOVABLE COVER	1	2									
A_AS	04	TILED/TERRAZZO/ OTHER ITEM THAT IS CLEANABLE	1	2									
A_AS	05	OTHER _____ (SPECIFY)	1	2									
		INTERIOR WALL FINISHING											
A_AS / AGL, MQL, MQM	4906	MATERIALS											
A_AS	01	UNFINISHED	1	2	1	2	3						
A_AS	02	DRYWALL/PARTICLE BOARD	1	2									
A_AS	03	PLASTERED/CEMENT/ WOOD	1	2									
A_AS	04	HALF OR LESS TILED/TERRAZZO/ OTHER ITEM THAT IS CLEANABLE	1	2									
A_AS	05	FULLY TILED/ TERRAZZO/OTHER ITEM THAT IS CLEANABLE	1	2									
A_AS	06	OTHER _____ (SPECIFY)	1	2									
		EXTERNAL DOORS											
A_AS / AGM, DGO, NWY, NWZ	4907	ARE THERE ANY EXTERNAL DOORS?	1	2 → Q4910									
A_AS / AGM, NWY, NWZ	4908	MATERIALS											
A_AS	01	WOOD	1	2	1	2	3						
A_AS	02	METAL	1	2									
A_AS	03	GLASS	1	2									
A_AS	04	OTHER _____ (SPECIFY)	1	2									
A_AS / DGO, NWY, NWZ	4909	ASK: Can all external doors be locked and secured from outside entry?	1	2									
		EXTERNAL WINDOWS											
A_AS / AGN, DGO, NWY, NWZ	4910	ARE THERE ANY EXTERNAL WINDOWS?	1	2 → Q4913									

Mod/Ind	No.	Question	Result					Skip
A_AS / AGN, NWY, NWZ	4911	MATERIALS						
A_AS	01	NOTHING	1	2	1	2	3	
A_AS	02	BARS WITH NO OTHER COVER	1	2				
A_AS	03	WOODEN SHUTTERS	1	2				
A_AS	04	GLASS	1	2				
A_AS	05	OTHER _____ (SPECIFY)	1	2				
A_AS / DGO, NWY, NWZ	4912	ASK: Can all external windows be locked and secured from outside entry?	1	2	X			
ROOF (EXTERNAL COVERING)								
A_AS / AGP, NWY, NWZ	4913	IS SERVICE AREA IN THE MAIN FACILITY BUILDING?	1 → Q4915	2	X			
A_AS / AGP, NWY, NWZ	4914	MATERIALS						
A_AS	01	THATCH/GRASS	1	2	1	2	3	
A_AS	02	WOOD	1	2				
A_AS	03	CORREGATED IRON	1	2				
A_AS	04	TILES OR SHINGLES	1	2				
A_AS	05	OTHER _____ (SPECIFY)	1	2				
17.3.2. ACCESS FOR PERSONS WITH MOBILITY LIMITATIONS								
A_AS / AGX, AGY, AGZ, NYY, NYZ	4915	Do patients receive services in the laboratory service area?	1	2 → Q5000	X			




Mod/Ind	No.	Question	Result			Skip	
			YES, OBSERVED	YES, REPORTED, NOT SEEN	NOT AVAILABLE		
A_AS	4916	GO TO WHERE PATIENTS RECEIVE LABORATORY SERVICES AND ASSESS THE FOLLOWING FOR PERSONS WITH MOBILITY LIMITATIONS					
A_AS / AGX, NYY, NYZ	01	Is there at least one area where services can be provided to a person in a wheelchair? WHEELCHAIR ACCESS MAY BE A RAMP, LIFT OR CONSTRUCTION THAT ALLOWS WHEELCHAIRS TO BE PUSHED TO THE INDICATED SERVICE AREA AND DOORS SUFFICIENTLY WIDE FOR WHEELCHAIR ACCESS.	1	2	3		
A_AS / AGY, NYY, NYZ	02	Are there grab bars on walls to help people with problems walking to access services?	1	2	3		
A_AS / AGZ, NYY, NYZ	03	Is there a functional toilet for disabled laboratory patients? This toilet would have an elevated seat and railing on at least one side to facilitate sitting and standing, and space for wheelchair access. IF YES, ASK TO SEE THE TOILET.	1	2	3 → Q5000		
A_AS / AGZ, NYY, NYZ	04	OBSERVE IF HAND WASHING MATERIALS (SOAP AND RUNNING WATER) ARE LOCATED WITHIN 5 M OF THE TOILET.	1	2	3		
17.4. BUILDING STRUCTURE FOR MAIN PHARMACEUTICAL COMMODITY STORAGE AREA							
17.4.1. BUILDING STRUCTURE FOR MAIN PHARMACEUTICAL COMMODITY STORAGE AREA							
A_AS / AFY, AFZ, AGA, AGB, AGC, MBY, MBZ, AGD, AGE, AGF, AGG, KUY, KUZ	5000	Does this facility have a pharmacy? IF YES, ASK TO GO TO THE PHARMACY.	YES 1 NO 2			→ Q5100	
		Now I would like to take a quick walk around the main pharmaceutical commodity storage area to record information about the building conditions. ASK FOR A STAFF MEMBER TO ACCOMPANY YOU. IF ANOTHER PERSON IS ASSIGNED, THANK YOUR RESPONDENT AND BEGIN ASSESSING THE BUILDING STRUCTURE. TAKE A QUICK WALK AROUND THE MAIN PHARMACY AREA AND ANSWER THE FOLLOWING QUESTIONS. YOU ARE ASSESSING THE WHOLE MAIN PHARMACY AREA, SO CONDITIONS MAY BE DIFFERENT IN DIFFERENT SECTIONS OF THE SERVICE AREA. MARK "YES" FOR EACH TYPE OF MATERIAL OBSERVED FOR THE BUILDING SECTION BEING ASSESSED. THEN PROVIDE ONE OVERALL ASSESSMENT FOR THE CONDITION FOR THE BUILDING SECTION BEING ASSESSED.					
			(A) OBSERVED		(B) OVERALL CONDITION		
			YES	NO	ALL GOOD (MINOR OR NO REPAIRS NEEDED)	AT LEAST ONE MEDIUM SIZE PROBLEM (COULD USE REPAIRS BUT PROBLEM NOT LARGE ENOUGH TO POTENTIALLY AFFECT SERVICES OR SITE SECURITY)	AT LEAST ONE MAJOR PROBLEM (DEFINITELY NEEDS INTERVENTION; LARGE ENOUGH TO POTENTIALLY AFFECT SERVICES OR SITE SECURITY)
INTERIOR DOORS/DIVIDERS BETWEEN ROOMS							
A_AS / AFY, AFZ, MBY, MBZ	5001	ARE THERE ANY INTERIOR DOORS OR DIVIDERS?	1	2 → Q5004			



Mod/Ind	No.	Question	Result					Skip					
A_AS / AFY, MBY, MBZ	5002	MATERIALS											
A_AS	01	CURTAINS	1	2	1	2	3						
A_AS	02	WOOD	1	2									
A_AS	03	METAL/GLASS OR OTHER ITEM THAT IS CLEANABLE	1	2									
A_AS	04	OTHER _____ (SPECIFY)	1	2									
A_AS / AFZ, MBY, MBZ	5003	ASK: Can all interior doors be locked and secured from outside entry?	1	2									
		INTERIOR CEILING											
A_AS / AGA, MBY, MBZ	5004	MATERIALS											
A_AS	01	DRYWALL/PARTICLE BOARD	1	2	1	2	3						
A_AS	02	CEMENT/PLASTER/ WOOD/FINISHED CEILING	1	2									
A_AS	03	TILE/OTHER ITEM THAT IS CLEANABLE	1	2									
A_AS	04	OTHER _____ (SPECIFY)	1	2									
		INTERIOR FLOORING											
A_AS / AGB, MBY, MBZ	5005	MATERIALS											
A_AS	01	EARTH/DUNG/ UNFINISHED	1	2	1	2	3						
A_AS	02	CEMENT/WOOD	1	2									
A_AS	03	COVERED WITH PLASTIC OR OTHER REMOVABLE COVER	1	2									
A_AS	04	TILED/TERRAZZO/ OTHER ITEM THAT IS CLEANABLE	1	2									
A_AS	05	OTHER _____ (SPECIFY)	1	2									
		INTERIOR WALL FINISHING											
A_AS / AGC, MBY, MBZ	5006	MATERIALS											
A_AS	01	UNFINISHED	1	2	1	2	3						
A_AS	02	DRYWALL/PARTICLE BOARD	1	2									
A_AS	03	PLASTERED/CEMENT/ WOOD	1	2									
A_AS	04	HALF OR LESS TILED/TERRAZZO/ OTHER ITEM THAT IS CLEANABLE	1	2									


Mod/Ind	No.	Question	Result					Skip		
A_AS	05	FULLY TILED/ TERRAZZO/OTHER ITEM THAT IS CLEANABLE	1	2						
A_AS	06	OTHER (SPECIFY)	1	2						
		EXTERNAL DOORS								
A_AS / AGD, KUY, KUZ	5007	ARE THERE ANY EXTERNAL DOORS?	1	2 → Q5010						
A_AS / AGD, AGE, KUY, KUZ	5008	MATERIALS								
A_AS	01	WOOD	1	2	1	2	3			
A_AS	02	METAL	1	2						
A_AS	03	GLASS	1	2						
A_AS	04	OTHER (SPECIFY)	1	2						
A_AS	5009	ASK: Can all external doors be locked and secured from outside entry?	1	2						
		EXTERNAL WINDOWS								
A_AS / AGE, KUY, KUZ	5010	ARE THERE ANY EXTERNAL WINDOWS?	1	2 → Q5013						
A_AS / AGE, KUY, KUZ	5011	MATERIALS								
A_AS	01	NOTHING	1	2	1	2	3			
A_AS	02	BARS WITH NO OTHER COVER	1	2						
A_AS	03	WOODEN SHUTTERS	1	2						
A_AS	04	GLASS	1	2						
A_AS	05	OTHER (SPECIFY)	1	2						
A_AS / AGG, KUY, KUZ	5012	ASK: Can all external windows be locked and secured from outside entry?	1	2						
A_AS	5013	IS SERVICE AREA IN THE MAIN FACILITY BUILDING?	1 → Q5015	2						


Mod/Ind	No.	Question	Result					Skip					
		ROOF (EXTERNAL COVERING)											
A_AS / AGG, KUY, KUZ	5014	MATERIALS											
A_AS	01	THATCH/GRASS	1	2	1	2	3						
A_AS	02	WOOD	1	2									
A_AS	03	CORREGATED IRON	1	2									
A_AS	04	TILES OR SHINGLES	1	2									
A_AS	05	OTHER <hr/> (SPECIFY)	1	2									
		17.4.2. ACCESS FOR PERSONS WITH MOBILITY LIMITATIONS											
A_AS / AHA, AHB, AHC, JFY, JFZ	5015	Do patients receive services in the pharmacy service area?	1	2 → Q5100									
A_AS	5016	GO TO WHERE PATIENTS SEEK PHARMACY SERVICES AND ASSESS THE FOLLOWING FOR PERSONS WITH MOBILITY LIMITATIONS	YES, OBSERVED		YES, REPORTED, NOT SEEN		NOT AVAILABLE						
A_AS / AHA, JFY, JFZ	01	Is there at least one area where services can be provided to a person in a wheelchair? WHEELCHAIR ACCESS MAY BE A RAMP, LIFT OR CONSTRUCTION THAT ALLOWS WHEELCHAIRS TO BE PUSHED TO THE INDICATED SERVICE AREA AND DOORS SUFFICIENTLY WIDE FOR WHEELCHAIR ACCESS.	1		2		3						
A_AS / AHB, JFY, JFZ	02	Are there grab bars on walls to help people with problems walking to access services?	1		2		3						
A_AS / AHC, JFY, JFZ	03	Is there a functional toilet for disabled pharmacy patients? This toilet would have an elevated seat and railing on at least one side to facilitate sitting and standing, and space for wheelchair access. IF YES, ASK TO SEE THE TOILET.	1		2		3 → Q5100						
A_AS / AHC, JFY, JFZ	04	OBSERVE IF HAND WASHING MATERIALS (SOAP AND RUNNING WATER) ARE LOCATED WITHIN 5 M OF THE TOILET.	1		2		3						
		17.5. BUILDING STRUCTURE FOR EMERGENCY WALK-IN SERVICES											
		17.5.1. BUILDING STRUCTURE FOR EMERGENCY WALK-IN SERVICES											
A_AS / AFP, AFQ, AFR, AFS, AFT, JDL, JDM, AFU, AFV, AFW, AFX, LML, LMM, AGU, AGV, AGW, JBL, JBM	5100	Does this facility have a room or unit where patients from outside the facility receive emergency services? IF YES, ASK TO GO TO THE MAIN EMERGENCY SERVICES AREA.	YES 1 NO 2					→ Q5200					

Mod/Ind	No.	Question	Result						Skip
		Now I would like to take a quick walk around the emergency services area to record information about the building conditions. ASK FOR A STAFF MEMBER TO ACCOMPANY YOU. IF ANOTHER PERSON IS ASSIGNED, THANK YOUR RESPONDENT AND BEGIN ASSESSING THE BUILDING STRUCTURE. TAKE A QUICK WALK AROUND THE AREA WHERE EMERGENCY WALK-IN SERVICES ARE OFFERED AND ANSWER THE FOLLOWING QUESTIONS. YOU ARE ASSESSING THE TOTAL AREA WHERE THE EMERGENCY SERVICES ARE OFFERED, SO CONDITIONS MAY BE DIFFERENT IN DIFFERENT SECTIONS OF THE SERVICE AREA. MARK "YES" FOR EACH TYPE OF MATERIAL OBSERVED FOR THE BUILDING SECTION BEING ASSESSED. THEN PROVIDE ONE OVERALL ASSESSMENT FOR THE CONDITION FOR THE BUILDING SECTION BEING ASSESSED.							
			(A) OBSERVED		(B) OVERALL CONDITION				
			YES	NO	ALL GOOD (MINOR OR NO REPAIRS NEEDED)	AT LEAST ONE MEDIUM SIZE PROBLEM (COULD USE REPAIRS BUT PROBLEM NOT LARGE ENOUGH TO POTENTIALLY AFFECT SERVICES OR SITE SECURITY)	AT LEAST ONE MAJOR PROBLEM (DEFINITELY NEEDS INTERVENTION; LARGE ENOUGH TO POTENTIALLY AFFECT SERVICES OR SITE SECURITY)		
		INTERIOR DOORS/DIVIDERS BETWEEN ROOMS							
A_AS / AFP, AFQ, JDL, JDM	5101	ARE THERE ANY INTERIOR DOORS OR DIVIDERS?	1	2 → Q5104					
A_AS / AFP, JDL, JDM	5102	MATERIALS							
A_AS	01	CURTAINS	1	2	1	2	3		
A_AS	02	WOOD	1	2					
A_AS	03	METAL/GLASS OR OTHER ITEM THAT IS CLEANABLE	1	2					
A_AS	04	OTHER _____ (SPECIFY)	1	2					
A_AS / AFQ, JDL, JDM	5103	ASK: Can all interior doors be locked and secured from outside entry?	1	2					
		INTERIOR CEILING							
A_AS / AFR, JDL, JDM	5104	MATERIALS							
A_AS	01	DRY WALL/PARTICLE BOARD	1	2	1	2	3		
A_AS	02	CEMENT/PLASTER/ WOOD/FINISHED CEILING	1	2					
A_AS	03	TILE/OTHER ITEM THAT IS CLEANABLE	1	2					
A_AS	04	OTHER _____ (SPECIFY)	1	2					



Mod/Ind	No.	Question	Result					Skip					
		INTERIOR FLOORING											
A_AS / AFS, JDL, JDM	5105	MATERIALS											
A_AS	01	EARTH/DUNG/ UNFINISHED	1	2	1	2	3						
A_AS	02	CEMENT/WOOD	1	2									
A_AS	03	COVERED WITH PLASTIC OR OTHER REMOVABLE COVER	1	2									
A_AS	04	TILED/TERRAZZO/ OTHER ITEM THAT IS CLEANABLE	1	2									
A_AS	05	OTHER _____ (SPECIFY)	1	2									
		INTERIOR WALL FINISHING											
A_AS / AFT, JDL, JDM	5106	MATERIALS											
A_AS	01	UNFINISHED	1	2	1	2	3						
A_AS	02	DRYWALL/PARTICLE BOARD	1	2									
A_AS	03	PLASTERED/CEMENT/ WOOD	1	2									
A_AS	04	HALF OR LESS TILED/TERRAZZO/ OTHER ITEM THAT IS CLEANABLE	1	2									
A_AS	05	FULLY TILED/ TERRAZZO/OTHER ITEM THAT IS CLEANABLE	1	2									
A_AS	06	OTHER _____ (SPECIFY)	1	2									
		EXTERNAL DOORS											
A_AS / AFU, AFW, AGF, LML, LMM, KUY, KUZ	5107	ARE THERE ANY EXTERNAL DOORS?	1	2 → Q5110									
A_AS / AFU, LML, LMM	5108	MATERIALS											
A_AS	01	WOOD	1	2	1	2	3						
A_AS	02	METAL	1	2									
A_AS	03	GLASS	1	2									
A_AS	04	OTHER _____ (SPECIFY)	1	2									
A_AS / AFW, AGF, LML, LMM, KUY, KUZ	5109	ASK: Can all external doors be locked and secured from outside entry?	1	2									
		EXTERNAL WINDOWS											
A_AS / AFV, AFW, AGF, LML, LMM, KUY, KUZ	5110	ARE THERE ANY EXTERNAL WINDOWS?	1	2 → Q5113									


Mod/Ind	No.	Question	Result					Skip		
A_AS / AFV, LML, LMM	5111	MATERIALS								
A_AS	01	NOTHING	1	2	1	2	3			
A_AS	02	BARS WITH NO OTHER COVER	1	2						
A_AS	03	WOODEN SHUTTERS	1	2						
A_AS	04	GLASS	1	2						
A_AS	05	OTHER _____ (SPECIFY)	1	2						
A_AS / AFW, AGF, LML, LMM, KUY, KUZ	5112	ASK: Can all external windows be locked and secured from outside entry?	1	2						
		ROOF (EXTERNAL COVERING)								
A_AS / AFX, LML, LMM	5113	IS SERVICE AREA IN THE MAIN FACILITY BUILDING?	1 → Q5115	2						
A_AS / AFX, LML, LMM	5114	MATERIALS								
A_AS	01	THATCH/GRASS	1	2	1	2	3			
A_AS	02	WOOD	1	2						
A_AS	03	CORREGATED IRON	1	2						
A_AS	04	TILES OR SHINGLES	1	2						
A_AS	05	OTHER _____ (SPECIFY)	1	2						






Mod/Ind	No.	Question	Result			Skip		
		17.5.2. ACCESS FOR PERSONS WITH MOBILITY LIMITATIONS						
A_AS	5115	GO TO WHERE WALK-IN PATIENTS SEEKING EMERGENCY SERVICES GO AND ASSESS THE FOLLOWING FOR PERSONS WITH MOBILITY LIMITATIONS	YES, OBSERVED	YES, REPORTED, NOT SEEN	NOT AVAILABLE			
A_AS / AGU, JBL, JBM	01	Is there at least one area where services can be provided to a person in a wheelchair? WHEELCHAIR ACCESS MAY BE A RAMP, LIFT OR CONSTRUCTION THAT ALLOWS WHEELCHAIRS TO BE PUSHED TO THE INDICATED SERVICE AREA AND DOORS SUFFICIENTLY WIDE FOR WHEELCHAIR ACCESS.	1	2	3			
A_AS / AGV, JBL, JBM	02	Are there grab bars on walls to help people with problems walking to access services?	1	2	3			
A_AS / AGW, JBL, JBM	03	Is there a functional toilet for disabled emergency unit patients? This toilet would have an elevated seat and railing on at least one side to facilitate sitting and standing, and space for wheelchair access. IF YES, ASK TO SEE THE TOILET.	1	2	3 → Q5200			
A_AS / AGW, JBL, JBM	04	OBSERVE IF HAND WASHING MATERIALS (SOAP AND RUNNING WATER) ARE LOCATED WITHIN 5 M OF THE TOILET.	1	2	3			
		17.6. BUILDING STRUCTURE FOR SURGICAL SERVICES						
		17.6.1. BUILDING STRUCTURE FOR SURGICAL SERVICES						
A_AS / AFG, AFH, AFI, AFJ, AFK, KDY, KDZ, AFL, AFM, AFN, AFO, KUL, KUM	5200	Does this facility have a surgical service area? IF YES, ASK TO GO TO THE MAIN SURGICAL SERVICE AREA.	YES 1 NO 2			→ Q5300		
		Now I would like to take a quick walk around the surgical service area to record information about the building conditions. ASK FOR A STAFF MEMBER TO ACCOMPANY YOU. IF ANOTHER PERSON IS ASSIGNED, THANK YOUR RESPONDENT AND BEGIN ASSESSING THE BUILDING STRUCTURE. TAKE A QUICK WALK AROUND THE AREA WHERE SURGICAL SERVICES ARE OFFERED AND ANSWER THE FOLLOWING QUESTIONS. YOU ARE ASSESSING THE TOTAL AREA WHERE SURGICAL SERVICES ARE OFFERED, SO CONDITIONS MAY BE DIFFERENT IN DIFFERENT SECTIONS OF THE SERVICE AREA. MARK "YES" FOR EACH TYPE OF MATERIAL OBSERVED FOR THE BUILDING SECTION BEING ASSESSED. THEN PROVIDE ONE OVERALL ASSESSMENT FOR THE CONDITION FOR THE BUILDING SECTION BEING ASSESSED.						
			(A) OBSERVED		(B) OVERALL CONDITION			
			YES	NO	ALL GOOD (MINOR OR NO REPAIRS NEEDED)	AT LEAST ONE MEDIUM SIZE PROBLEM (COULD USE REPAIRS BUT PROBLEM NOT LARGE ENOUGH TO POTENTIALLY AFFECT SERVICES OR SITE SECURITY)	AT LEAST ONE MAJOR PROBLEM (DEFINITELY NEEDS INTERVENTION; LARGE ENOUGH TO POTENTIALLY AFFECT SERVICES OR SITE SECURITY)	
		INTERIOR DOORS/DIVIDERS BETWEEN ROOMS						
A_AS / AFG, AFH, KDY, KDZ	5201	ARE THERE ANY INTERIOR DOORS OR DIVIDERS?	1	2 → Q5204				



Mod/Ind	No.	Question	Result					Skip					
A_AS / AFG, KDY, KDZ	5202	MATERIALS											
A_AS	01	CURTAINS	1	2	1	2	3						
A_AS	02	WOOD	1	2									
A_AS	03	METAL/GLASS OR OTHER ITEM THAT IS CLEANABLE	1	2									
A_AS	04	OTHER _____ (SPECIFY)	1	2									
A_AS / AFH, KDY, KDZ	5203	ASK: Can all interior doors be locked and secured from outside entry?	1	2									
		INTERIOR CEILING											
A_AS / AFI, KDY, KDZ	5204	MATERIALS											
A_AS	01	DRYWALL/PARTICLE BOARD	1	2	1	2	3						
A_AS	02	CEMENT/PLASTER/ WOOD/FINISHED CEILING	1	2									
A_AS	03	TILE/OTHER ITEM THAT IS CLEANABLE	1	2									
A_AS	04	OTHER _____ (SPECIFY)	1	2									
		INTERIOR FLOORING											
A_AS / AFJ, KDY, KDZ	5205	MATERIALS											
A_AS	01	EARTH/DUNG/ UNFINISHED	1	2	1	2	3						
A_AS	02	CEMENT/WOOD	1	2									
A_AS	03	COVERED WITH PLASTIC OR OTHER REMOVABLE COVER	1	2									
A_AS	04	TILED/TERRAZZO/ OTHER ITEM THAT IS CLEANABLE	1	2									
A_AS	04	OTHER _____ (SPECIFY)	1	2									
		INTERIOR WALL FINISHING											
A_AS / AFK, KDY, KDZ	5206	MATERIALS											
A_AS	01	UNFINISHED	1	2	1	2	3						
A_AS	02	DRYWALL/PARTICLE BOARD	1	2									
A_AS	03	PLASTERED/CEMENT/ WOOD	1	2									
A_AS	04	HALF OR LESS TILED/TERRAZZO/ OTHER ITEM THAT IS CLEANABLE	1	2									


Mod/Ind	No.	Question	Result					Skip
A_AS	05	FULLY TILED/TERRAZZO/ OTHER ITEM THAT IS CLEANABLE	1	2				
A_AS	06	OTHER (SPECIFY)	1	2				
		EXTERNAL DOORS						
A_AS / AFL, AFN, KUL, KUM	5207	ARE THERE ANY EXTERNAL DOORS?	1	2 → Q5210				
A_AS / AFL, KUL, KUM	5208	MATERIALS						
A_AS	01	WOOD	1	2				
A_AS	02	METAL	1	2				
A_AS	03	GLASS	1	2	1	2	3	
A_AS	04	OTHER (SPECIFY)	1	2				
A_AS / AFN, KUL, KUM	5209	ASK: Can all external doors be locked and secured from outside entry?	1	2				
		EXTERNAL WNDOWS						
A_AS / AFM, AFN, KUL, KUM	5210	ARE THERE ANY EXTERNAL WINDOWS?	1	2 → Q5213				
A_AS / AFM, KUL, KUM	5211	MATERIALS						
A_AS	01	NOTHING	1	2				
A_AS	02	BARS WITH NO OTHER COVER	1	2				
A_AS	03	WOODEN SHUTTERS	1	2	1	2	3	
A_AS	04	GLASS	1	2				
A_AS	05	OTHER (SPECIFY)	1	2				
A_AS / AFN, KUL, KUM	5212	ASK: Can all external windows be locked and secured from outside entry?	1	2				
		ROOF (EXTERNAL COVERING)						
A_AS / AFO, KUL, KUM	5213	IS SERVICE AREA IN THE MAIN FACILITY BUILDING?	1 → Q5300	2				





Mod/Ind	No.	Question	Result						Skip
A_AS / AFO, KUL, KUM	5214	MATERIALS							
A_AS	01	THATCH/GRASS	1	2	1	2	3		
A_AS	02	WOOD	1	2					
A_AS	03	CORREGATED IRON	1	2					
A_AS	04	TILES OR SHINGLES	1	2					
A_AS	05	OTHER _____ (SPECIFY)	1	2					
17.7. BUILDING STRUCTURE FOR OPERATING THEATRE									
17.7.1. BUILDING STRUCTURE FOR OPERATING THEATRE									
A_AS / AEX, AEY, AEZ, AFA, AFB, MAY, MAZ, AFC, AFD, AFE, AFF, KDL, KDM	5300	ASK HOW MANY OPERATING THEATRES ARE NOT IN USE AT THIS TIME AND RANDOMLY SELECT ONE TO ASSESS. IF NO OPERATING THEATRE IS AVAILABLE NOW, YOU MUST RETURN TO ASSESS ONE.	YES 1 NO 2				→Q5400		
		Now I would like to take a quick walk around the operating theatre to record information about the room conditions. ASK FOR A STAFF MEMBER TO ACCOMPANY YOU. IF ANOTHER PERSON IS ASSIGNED, THANK YOUR RESPONDENT AND BEGIN ASSESSING THE ROOM STRUCTURE. MARK “YES” FOR EACH TYPE OF MATERIAL OBSERVED FOR THE BUILDING SECTION BEING ASSESSED. THEN PROVIDE ONE OVERALL ASSESSMENT FOR THE CONDITION FOR THE BUILDING SECTION BEING ASSESSED.							
			(A) OBSERVED		(B) OVERALL CONDITION				
			YES	NO	ALL GOOD (MINOR OR NO REPAIRS NEEDED)	AT LEAST ONE MEDIUM SIZE PROBLEM (COULD USE REPAIRS BUT PROBLEM NOT LARGE ENOUGH TO POTENTIALLY AFFECT SERVICES OR SITE SECURITY)	AT LEAST ONE MAJOR PROBLEM (DEFINITELY NEEDS INTERVENTION; LARGE ENOUGH TO POTENTIALLY AFFECT SERVICES OR SITE SECURITY)		
INTERIOR DOORS/DIVIDERS BETWEEN ROOMS									
A_AS / AEX, AEY, MAY, MAZ	5301	ARE THERE ANY INTERIOR DOORS OR DIVIDERS?	1	2 →Q5304					
A_AS / AEX, MAY, MAZ	5302	MATERIALS							
A_AS	01	CURTAINS	1	2	1	2	3		
A_AS	02	WOOD	1	2					
A_AS	03	METAL/GLASS OR OTHER ITEM THAT IS CLEANABLE	1	2					
A_AS	04	OTHER _____ (SPECIFY)	1	2					
A_AS / AEY, MAY, MAZ	5303	ASK: Can all interior doors be locked and secured from outside entry?	1	2					



Mod/Ind	No.	Question	Result					Skip
		INTERIOR CEILING						
A_AS / AEZ, MAY, MAZ	5304	MATERIALS						
A_AS	01	DRYWALL/PARTICLE BOARD	1	2	1	2	3	
A_AS	02	CEMENT/PLASTER/ WOOD/FINISHED CEILING	1	2				
A_AS	03	TILE/OTHER ITEM THAT IS CLEANABLE	1	2				
A_AS	04	OTHER (SPECIFY)	1	2				
		INTERIOR FLOORING						
A_AS / AFA, MAY, MAZ	5305	MATERIALS						
A_AS	01	EARTH/DUNG/ UNFINISHED	1	2	1	2	3	
A_AS	02	CEMENT/WOOD	1	2				
A_AS	03	COVERED WITH PLASTIC OR OTHER REMOVABLE COVER	1	2				
A_AS	04	TILED/TERRAZZO/ OTHER ITEM THAT IS CLEANABLE	1	2				
A_AS	05	OTHER (SPECIFY)	1	2				
		INTERIOR WALL FINISHING						
A_AS / AFB, MAY, MAZ	5306	MATERIALS						
A_AS	01	UNFINISHED	1	2	1	2	3	
A_AS	02	DRYWALL/PARTICLE BOARD	1	2				
A_AS	03	PLASTERED/CEMENT/ WOOD	1	2				
A_AS	04	HALF OR LESS TILED/TERRAZZO/ OTHER ITEM THAT IS CLEANABLE	1	2				
A_AS	05	FULLY TILED/ TERRAZZO/OTHER ITEM THAT IS CLEANABLE	1	2				
A_AS	06	OTHER (SPECIFY)	1	2				
		EXTERNAL DOORS						
A_AS / AFC, AFE, KDL, KDM	5307	ARE THERE ANY EXTERNAL DOORS?	1	2 → Q5310				


Mod/Ind	No.	Question	Result					Skip		
A_AS / AFC, KDL, KDM	5308	MATERIALS								
A_AS	01	WOOD	1	2	1	2	3			
A_AS	02	METAL	1	2						
A_AS	03	GLASS	1	2						
A_AS	04	OTHER _____ (SPECIFY)	1	2						
A_AS / AFE, KDL, KDM	5309	ASK: Can all external doors be locked and secured from outside entry?	1	2						
		EXTERNAL WINDOWS								
A_AS / AFD, AFE, KDL, KDM	5310	ARE THERE ANY EXTERNAL WINDOWS?	1	2 → Q5313						
A_AS / AFD, KDL, KDM	5311	MATERIALS								
A_AS	01	NOTHING	1	2	1	2	3			
A_AS	02	BARS WITH NO OTHER COVER	1	2						
A_AS	03	WOODEN SHUTTERS	1	2						
A_AS	04	GLASS	1	2						
A_AS	05	OTHER _____ (SPECIFY)	1	2						
A_AS / AFE, KDL, KDM	5312	ASK: Can all external windows be locked and secured from outside entry?	1	2						
		ROOF (EXTERNAL COVERING)								
A_AS / AFF, KDL, KDM	5313	IS SERVICE AREA IN THE MAIN FACILITY BUILDING?	1 → Q5400	2						
A_AS / AFF, KDL, KDM	5314	MATERIALS								
A_AS	01	THATCH/GRASS	1	2	1	2	3			
A_AS	02	WOOD	1	2						
A_AS	03	CORREGATED IRON	1	2						
A_AS	04	TILES OR SHINGLES	1	2						
A_AS	05	OTHER _____ (SPECIFY)	1	2						
A_AS	5315	Is the airflow system positive pressure?	1	2						





Mod/Ind	No.	Question	Result	Skip										
		17.8. BUILDING STRUCTURE FOR DELIVERY SERVICES												
		17.8.1. BUILDING STRUCTURE FOR DELIVERY SERVICES												
A_AS / AEO, AEP, AEQ, AER, AES, LZY, LZZ, AET, AEU, AEV, AEW, NWL, NWM	5400	Does this facility have a room or unit where delivery services are provided? IF YES, ASK TO GO TO THE MAIN DELIVERY SERVICES AREA.	YES 1 NO 2	→ Q5500										
		Now I would like to take a quick walk around the delivery services area to record information about the building conditions. ASK FOR A STAFF MEMBER TO ACCOMPANY YOU. IF ANOTHER PERSON IS ASSIGNED, THANK YOUR RESPONDENT AND BEGIN ASSESSING THE BUILDING STRUCTURE. TAKE A QUICK WALK AROUND THE AREA WHERE DELIVERY SERVICES ARE OFFERED AND ANSWER THE FOLLOWING QUESTIONS. YOU ARE ASSESSING THE TOTAL AREA WHERE DELIVERY SERVICES ARE OFFERED, SO CONDITIONS MAY BE DIFFERENT IN DIFFERENT SECTIONS OF THE SERVICE AREA. MARK “YES” FOR EACH TYPE OF MATERIAL OBSERVED FOR THE BUILDING SECTION BEING ASSESSED. THEN PROVIDE ONE OVERALL ASSESSMENT FOR THE CONDITION FOR THE BUILDING SECTION BEING ASSESSED.												
			<table border="1"> <thead> <tr> <th colspan="2">(A) OBSERVED</th><th colspan="3">(B) OVERALL CONDITION</th></tr> <tr> <th>YES</th><th>NO</th><th>ALL GOOD (MINOR OR NO REPAIRS NEEDED)</th><th>AT LEAST ONE MEDIUM SIZE PROBLEM (COULD USE REPAIRS BUT PROBLEM NOT LARGE ENOUGH TO POTENTIALLY AFFECT SERVICES OR SITE SECURITY)</th><th>AT LEAST ONE MAJOR PROBLEM (DEFINITELY NEEDS INTERVENTION; LARGE ENOUGH TO POTENTIALLY AFFECT SERVICES OR SITE SECURITY)</th></tr> </thead> </table>	(A) OBSERVED		(B) OVERALL CONDITION			YES	NO	ALL GOOD (MINOR OR NO REPAIRS NEEDED)	AT LEAST ONE MEDIUM SIZE PROBLEM (COULD USE REPAIRS BUT PROBLEM NOT LARGE ENOUGH TO POTENTIALLY AFFECT SERVICES OR SITE SECURITY)	AT LEAST ONE MAJOR PROBLEM (DEFINITELY NEEDS INTERVENTION; LARGE ENOUGH TO POTENTIALLY AFFECT SERVICES OR SITE SECURITY)	
(A) OBSERVED		(B) OVERALL CONDITION												
YES	NO	ALL GOOD (MINOR OR NO REPAIRS NEEDED)	AT LEAST ONE MEDIUM SIZE PROBLEM (COULD USE REPAIRS BUT PROBLEM NOT LARGE ENOUGH TO POTENTIALLY AFFECT SERVICES OR SITE SECURITY)	AT LEAST ONE MAJOR PROBLEM (DEFINITELY NEEDS INTERVENTION; LARGE ENOUGH TO POTENTIALLY AFFECT SERVICES OR SITE SECURITY)										
		INTERIOR DOORS/DIVIDERS BETWEEN ROOMS												
A_AS / AEO, AEP, LZY, LZZ	5401	ARE THERE ANY INTERIOR DOORS OR DIVIDERS?	1 2 → Q5404											
A_AS / AEO, LZY, LZZ	5402	MATERIALS												
A_AS	01	CURTAINS	1 2											
A_AS	02	WOOD	1 2											
A_AS	03	METAL/GLASS OR OTHER ITEM THAT IS CLEANABLE	1 2	1 2 3										
A_AS	04	OTHER _____ (SPECIFY)	1 2											
A_AS / AEP, LZY, LZZ	5403	ASK: Can all interior doors be locked and secured from outside entry?	1 2											

Mod/Ind	No.	Question	Result					Skip
		INTERIOR CEILING						
A_AS / AEQ, LZY, LZZ	5404	MATERIALS						
A_AS	01	DRYWALL/PARTICLE BOARD	1	2	1	2	3	
A_AS	02	CEMENT/PLASTER/ WOOD/FINISHED CEILING	1	2				
A_AS	03	TILE/OTHER ITEM THAT IS CLEANABLE	1	2				
A_AS	04	OTHER _____ (SPECIFY)	1	2				
		INTERIOR FLOORING						
A_AS / AER, LZY, LZZ	5405	MATERIALS						
A_AS	01	EARTH/DUNG/ UNFINISHED	1	2	1	2	3	
A_AS	02	CEMENT/WOOD	1	2				
A_AS	03	COVERED WITH PLASTIC OR OTHER REMOVABLE COVER	1	2				
A_AS	04	TILED/TERRAZZO/ OTHER ITEM THAT IS CLEANABLE	1	2				
A_AS	05	OTHER _____ (SPECIFY)	1	2				
		INTERIOR WALL FINISHING						
A_AS / AES, LZY, LZZ	5406	MATERIALS						
A_AS	01	UNFINISHED	1	2	1	2	3	
A_AS	02	DRYWALL/PARTICLE BOARD	1	2				
A_AS	03	PLASTERED/CEMENT/ WOOD	1	2				
A_AS	04	HALF OR LESS TILED/TERRAZZO/ OTHER ITEM THAT IS CLEANABLE	1	2				
A_AS	05	FULLY TILED/TERRAZZO/ OTHER ITEM THAT IS CLEANABLE	1	2				
A_AS	06	OTHER _____ (SPECIFY)	1	2				
		EXTERNAL DOORS						
A_AS / AET, AEV, NWL, NWM	5407	ARE THERE ANY EXTERNAL DOORS?	1	2 → Q5410				




Mod/Ind	No.	Question	Result					Skip		
A_AS / AET, NWL, NWM	5408	MATERIALS								
A_AS	01	WOOD	1	2	1	2	3			
A_AS	02	METAL	1	2						
A_AS	03	GLASS	1	2						
A_AS	04	OTHER _____ (SPECIFY)	1	2						
A_AS / AEV, NWL, NWM	5409	ASK: Can all external doors be locked and secured from outside entry?	1	2						
		EXTERNAL WINDOWS								
A_AS / AEU, AEV, NWL, NWM	5410	ARE THERE ANY EXTERNAL WINDOWS?	1	2 → Q5413						
A_AS / AEU, NWL, NWM	5411	MATERIALS								
A_AS	01	NOTHING	1	2	1	2	3			
A_AS	02	BARS WITH NO OTHER COVER	1	2						
A_AS	03	WOODEN SHUTTERS	1	2						
A_AS	04	GLASS	1	2						
A_AS	05	OTHER _____ (SPECIFY)	1	2						
A_AS / AEV, NWL, NWM	5412	ASK: Can all external windows be locked and secured from outside entry?	1	2						
		ROOF (EXTERNAL COVERING)								
A_AS / AEV, NWL, NWM	5413	IS SERVICE AREA IN THE MAIN FACILITY BUILDING?	1 → Q5500	2						
A_AS / AEV, NWL, NWM	5414	MATERIALS								
A_AS	01	THATCH/GRASS	1	2	1	2	3			
A_AS	02	WOOD	1	2						
A_AS	03	CORREGATED IRON	1	2						
A_AS	04	TILES OR SHINGLES	1	2						
A_AS	05	OTHER _____ (SPECIFY)	1	2						

Mod/Ind	No.	Question	Result	Skip															
		17.9. BUILDING STRUCTURE FOR INPATIENT WARDS																	
		17.9.1. SURGICAL PATIENT WARD																	
A_AS / AEF, AEG, AEH, AEI, AEJ, LZL, LZM, AEK, AEL, AEM, AEN, MAL, MAM	5500	<p>Does this facility have a surgical inpatient ward?</p> <p>IF NOT, ASK: Does this facility have a medical inpatient ward?</p> <p>IF YES, ASK HOW MANY UNITS AND RANDOMLY SELECT ONE TO ASSESS.</p>	<p>YES, SURGICAL WARD 1</p> <p>YES, MEDICAL WARD 2</p> <p>NO 3</p>	→Q5515															
		<p>Now I would like to take a quick walk around this ward or unit to record information about the building conditions.</p> <p>ASK FOR A STAFF MEMBER TO ACCOMPANY YOU. IF ANOTHER PERSON IS ASSIGNED, THANK YOUR RESPONDENT AND BEGIN ASSESSING THE BUILDING STRUCTURE. TAKE A QUICK WALK AROUND THE WARD OR UNIT AND ANSWER THE FOLLOWING QUESTIONS. YOU ARE ASSESSING THE TOTAL WARD OR UNIT SO CONDITIONS MAY BE DIFFERENT IN DIFFERENT SECTIONS OF THE WARD OR UNIT. MARK “YES” FOR EACH TYPE OF MATERIAL OBSERVED FOR THE BUILDING SECTION BEING ASSESSED. THEN PROVIDE ONE OVERALL ASSESSMENT FOR THE CONDITION FOR THE BUILDING SECTION BEING ASSESSED.</p>																	
			<table border="1"> <thead> <tr> <th colspan="2">(A) OBSERVED</th><th colspan="3">(B) OVERALL CONDITION</th></tr> <tr> <th>YES</th><th>NO</th><th>ALL GOOD (MINOR OR NO REPAIRS NEEDED)</th><th>AT LEAST ONE MEDIUM SIZE PROBLEM (COULD USE REPAIRS BUT PROBLEM NOT LARGE ENOUGH TO POTENTIALLY AFFECT SERVICES OR SITE SECURITY)</th><th>AT LEAST ONE MAJOR PROBLEM (DEFINITELY NEEDS INTERVENTION; LARGE ENOUGH TO POTENTIALLY AFFECT SERVICES OR SITE SECURITY)</th></tr> </thead> <tbody> <tr> <td></td><td></td><td></td><td></td><td></td></tr> </tbody> </table>	(A) OBSERVED		(B) OVERALL CONDITION			YES	NO	ALL GOOD (MINOR OR NO REPAIRS NEEDED)	AT LEAST ONE MEDIUM SIZE PROBLEM (COULD USE REPAIRS BUT PROBLEM NOT LARGE ENOUGH TO POTENTIALLY AFFECT SERVICES OR SITE SECURITY)	AT LEAST ONE MAJOR PROBLEM (DEFINITELY NEEDS INTERVENTION; LARGE ENOUGH TO POTENTIALLY AFFECT SERVICES OR SITE SECURITY)						
(A) OBSERVED		(B) OVERALL CONDITION																	
YES	NO	ALL GOOD (MINOR OR NO REPAIRS NEEDED)	AT LEAST ONE MEDIUM SIZE PROBLEM (COULD USE REPAIRS BUT PROBLEM NOT LARGE ENOUGH TO POTENTIALLY AFFECT SERVICES OR SITE SECURITY)	AT LEAST ONE MAJOR PROBLEM (DEFINITELY NEEDS INTERVENTION; LARGE ENOUGH TO POTENTIALLY AFFECT SERVICES OR SITE SECURITY)															
		INTERIOR DOORS/DIVIDERS BETWEEN ROOMS																	
A_AS / AEF, AEG, LZL, LZM	5501	ARE THERE ANY INTERIOR DOORS OR DIVIDERS?	1 2 →Q5504																
A_AS / AEF, LZL, LZM	5502	MATERIALS																	
A_AS	01	CURTAINS	1 2	1 2 3															
A_AS	02	WOOD	1 2																
A_AS	03	METAL/GLASS OR OTHER ITEM THAT IS CLEANABLE	1 2																
A_AS	04	OTHER _____ (SPECIFY)	1 2																
A_AS / AEG, LZL, LZM	5503	ASK: Can all interior doors be locked and secured from outside entry?	1 2																
		INTERIOR CEILING																	



Mod/Ind	No.	Question	Result					Skip
A_AS / AEH, LZL, LZM	5504	MATERIALS						
A_AS	01	DRYWALL/PARTICLE BOARD	1	2	1	2	3	
A_AS	02	CEMENT/PLASTER/ WOOD/FINISHED CEILING	1	2				
A_AS	03	TILE/OTHER ITEM THAT IS CLEANABLE	1	2				
A_AS	04	OTHER _____ (SPECIFY)	1	2				
		INTERIOR FLOORING						
A_AS / AEI, LZL, LZM	5505	MATERIALS						
A_AS	01	EARTH/DUNG/ UNFINISHED	1	2	1	2	3	
A_AS	02	CEMENT/WOOD	1	2				
A_AS	03	COVERED WITH PLASTIC OR OTHER REMOVABLE COVER	1	2				
A_AS	04	TILED/TERRAZZO/ OTHER ITEM THAT IS CLEANABLE	1	2				
A_AS	05	OTHER _____ (SPECIFY)	1	2				
		INTERIOR WALL FINISHING						
A_AS / AEJ, LZL, LZM	5506	MATERIALS						
A_AS	01	UNFINISHED	1	2	1	2	3	
A_AS	02	DRYWALL/PARTICLE BOARD	1	2				
A_AS	03	PLASTERED/CEMENT/ WOOD	1	2				
A_AS	04	HALF OR LESS TILED/TERRAZZO/ OTHER ITEM THAT IS CLEANABLE	1	2				
A_AS	05	FULLY TILED/ TERRAZZO/OTHER ITEM THAT IS CLEANABLE	1	2				
A_AS	06	OTHER _____ (SPECIFY)	1	2				
		EXTERNAL DOORS						
A_AS / AEK, AEM, MAL, MAM	5507	ARE THERE ANY EXTERNAL DOORS?	1	2 → Q5510				





Mod/Ind	No.	Question	Result					Skip			
A_AS / AEK, MAL, MAM	5508	MATERIALS									
A_AS	01	WOOD	1	2	1	2	3				
A_AS	02	METAL	1	2							
A_AS	03	GLASS	1	2							
A_AS	04	OTHER _____ (SPECIFY)	1	2							
A_AS / AEM, MAL, MAM	5509	ASK: Can all external doors be locked and secured from outside entry?	1	2							
		EXTERNAL WINDOWS									
A_AS / AEL, AEM, MAL, MAM	5510	ARE THERE ANY EXTERNAL WINDOWS?	1	2 → Q5613							
A_AS / AEL, MAL, MAM	5511	MATERIALS									
A_AS	01	NOTHING	1	2	1	2	3				
A_AS	02	BARS WITH NO OTHER COVER	1	2							
A_AS	03	WOODEN SHUTTERS	1	2							
A_AS	04	GLASS	1	2							
A_AS	05	OTHER _____ (SPECIFY)	1	2							
A_AS / AEM, MAL, MAM	5512	ASK: Can all external windows be locked and secured from outside entry?	1	2							
		ROOF (EXTERNAL COVERING)									
A_AS / AEN, MAL, MAM	5513	IS SERVICE AREA IN THE MAIN FACILITY BUILDING?	1 → Q5515	2							
A_AS / AEN, MAL, MAM	5514	MATERIALS									
A_AS	01	THATCH/GRASS	1	2	1	2	3				
A_AS	02	WOOD	1	2							
A_AS	03	CORREGATED IRON	1	2							
A_AS	04	TILES OR SHINGLES	1	2							
A_AS	05	OTHER _____ (SPECIFY)	1	2							
		17.9.2. POSTPARTUM/DELIVERY WARD/UNIT									
A_AS / ADW, ADX, ADY, ADZ, AEA, KTY, KTZ, AEB, AEC, AED, AEE, KCY, KCZ	5515	Does this facility have a postpartum room or unit where postpartum women stay? IF YES, ASK TO GO TO THE MAIN POSTPARTUM WARD.	YES 1 NO 2					→ Q5530			

Mod/Ind	No.	Question	Result						Skip
		Now I would like to take a quick walk around this ward or unit to record information about the building conditions.							
		ASK FOR A STAFF MEMBER TO ACCOMPANY YOU. IF ANOTHER PERSON IS ASSIGNED, THANK YOUR RESPONDENT AND BEGIN ASSESSING THE BUILDING STRUCTURE. TAKE A QUICK WALK AROUND THE WARD OR UNIT AND ANSWER THE FOLLOWING QUESTIONS. YOU ARE ASSESSING THE TOTAL WARD OR UNIT SO CONDITIONS MAY BE DIFFERENT IN DIFFERENT SECTIONS OF THE WARD OR UNIT. MARK "YES" FOR EACH TYPE OF MATERIAL OBSERVED FOR THE BUILDING SECTION BEING ASSESSED. THEN PROVIDE ONE OVERALL ASSESSMENT FOR THE CONDITION FOR THE BUILDING SECTION BEING ASSESSED.							
			(A) OBSERVED		(B) OVERALL CONDITION				
			YES	NO	ALL GOOD (MINOR OR NO REPAIRS NEEDED)	AT LEAST ONE MEDIUM SIZE PROBLEM (COULD USE REPAIRS BUT PROBLEM NOT LARGE ENOUGH TO POTENTIALLY AFFECT SERVICES OR SITE SECURITY)	AT LEAST ONE MAJOR PROBLEM (DEFINITELY NEEDS INTERVENTION ; LARGE ENOUGH TO POTENTIALLY AFFECT SERVICES OR SITE SECURITY)		
		INTERIOR DOORS/DIVIDERS BETWEEN ROOMS							
A_AS / ADW, ADX, KTY, KTZ	5516	ARE THERE ANY INTERIOR DOORS OR DIVIDERS?	1	2 → Q5519					
A_AS / ADW, KTY, KTZ	5517	MATERIALS							
A_AS	01	CURTAINS	1	2	1	2	3		
A_AS	02	WOOD	1	2					
A_AS	03	METAL/GLASS OR OTHER ITEM THAT IS CLEANABLE	1	2					
A_AS	04	OTHER _____ (SPECIFY)	1	2					
A_AS / ADX, KTY, KTZ	5518	ASK: Can all interior doors be locked and secured from outside entry?	1	2					
		INTERIOR CEILING							
A_AS / ADY, KTY, KTZ	5519	MATERIALS							
A_AS	01	DRYWALL/PARTICLE BOARD	1	2	1	2	3		
A_AS	02	CEMENT/PLASTER/ WOOD/FINISHED CEILING	1	2					
A_AS	03	TILE/OTHER ITEM THAT IS CLEANABLE	1	2					
A_AS	04	OTHER _____ (SPECIFY)	1	2					



Mod/Ind	No.	Question	Result					Skip					
		INTERIOR FLOORING											
A_AS / ADZ, KTY, KTZ	5520	MATERIALS											
A_AS	01	EARTH/DUNG/ UNFINISHED	1	2	1	2	3						
A_AS	02	CEMENT/WOOD	1	2									
A_AS	03	COVERED WITH PLASTIC OR OTHER REMOVABLE COVER	1	2									
A_AS	04	TILED/TERRAZZO/ OTHER ITEM THAT IS CLEANABLE	1	2									
A_AS	05	OTHER _____ (SPECIFY)	1	2									
		INTERIOR WALL FINISHING											
A_AS / AEA, KTY, KTZ	5521	MATERIALS											
A_AS	01	UNFINISHED	1	2	1	2	3						
A_AS	02	DRYWALL/PARTICLE BOARD	1	2									
A_AS	03	PLASTERED/CEMENT/ WOOD	1	2									
A_AS	04	HALF OR LESS TILED/TERRAZZO/ OTHER ITEM THAT IS CLEANABLE	1	2									
A_AS	05	FULLY TILED/ TERRAZZO/OTHER ITEM THAT IS CLEANABLE	1	2									
A_AS	06	OTHER _____ (SPECIFY)	1	2									
		EXTERNAL DOORS											
A_AS / AEB, AED, KCY, KCZ	5522	ARE THERE ANY EXTERNAL DOORS?	1	2 → Q5525									
A_AS / AEB, KCY, KCZ	5523	MATERIALS											
A_AS	01	WOOD	1	2	1	2	3						
A_AS	02	METAL	1	2									
A_AS	03	GLASS	1	2									
A_AS	04	OTHER _____ (SPECIFY)	1	2									
A_AS / AED, KCY, KCZ	5524	ASK: Can all external doors be locked and secured from outside entry?	1	2									
		EXTERNAL WINDOWS											
A_AS / AEC, AED, KCY, KCZ	5525	ARE THERE ANY EXTERNAL WINDOWS?	1	2 → Q5528									





Mod/Ind	No.	Question	Result					Skip				
A_AS / AEC, KCY, KCZ	5526	MATERIALS										
A_AS	01	NOTHING	1	2	1	2	3					
A_AS	02	BARS WITH NO OTHER COVER	1	2								
A_AS	03	WOODEN SHUTTERS	1	2								
A_AS	04	GLASS	1	2								
A_AS	05	OTHER _____ (SPECIFY)	1	2								
A_AS/ AED, KCY, KCZ	5527	ASK: Can all external windows be locked and secured from outside entry?	1	2	X							
		ROOF (EXTERNAL COVERING)										
A_AS / AEE, KCY, KCZ	5528	IS SERVICE AREA IN THE MAIN FACILITY BUILDING?	1 → Q5530	2	X							
A_AS / AEE, KCY, KCZ	5529	MATERIALS										
A_AS	01	THATCH/GRASS	1	2	1	2	3					
A_AS	02	WOOD	1	2								
A_AS	03	CORREGATED IRON	1	2								
A_AS	04	TILES OR SHINGLES	1	2								
A_AS	05	OTHER _____ (SPECIFY)	1	2								
17.9.3. PAEDIATRIC WARD												
A_AS / ADN, ADO, ADP, ADQ, ADR, KBY, KBZ, ADS, ADT, ADU, ADV, MPY, MPZ	5530	Does this facility have a paediatric ward?	YES..... 1 NO 2					→ Q5545				
		IF YES, ASK TO GO TO THE MAIN PAEDIATRIC WARD.										
		Now I would like to take a quick walk around this ward or unit to record information about the building conditions.										
		ASK FOR A STAFF MEMBER TO ACCOMPANY YOU. IF ANOTHER PERSON IS ASSIGNED, THANK YOUR RESPONDENT AND BEGIN ASSESSING THE BUILDING STRUCTURE. TAKE A QUICK WALK AROUND THE WARD OR UNIT AND ANSWER THE FOLLOWING QUESTIONS. YOU ARE ASSESSING THE TOTAL WARD OR UNIT SO CONDITIONS MAY BE DIFFERENT IN DIFFERENT SECTIONS OF THE WARD OR UNIT. MARK "YES" FOR EACH TYPE OF MATERIAL OBSERVED FOR THE BUILDING SECTION BEING ASSESSED. THEN PROVIDE ONE OVERALL ASSESSMENT FOR THE CONDITION FOR THE BUILDING SECTION BEING ASSESSED.										



Mod/Ind	No.	Question	Result					Skip					
			(A) OBSERVED		(B) OVERALL CONDITION								
			YES	NO	ALL GOOD (MINOR OR NO REPAIRS NEEDED)	AT LEAST ONE MEDIUM SIZE PROBLEM (COULD USE REPAIRS BUT PROBLEM NOT LARGE ENOUGH TO POTENTIALLY AFFECT SERVICES OR SITE SECURITY)	AT LEAST ONE MAJOR PROBLEM (DEFINITELY NEEDS INTERVENTION; LARGE ENOUGH TO POTENTIALLY AFFECT SERVICES OR SITE SECURITY)						
		INTERIOR DOORS/DIVIDERS BETWEEN ROOMS											
A_AS / ADN, ADO, KBY, KBZ	5531	ARE THERE ANY INTERIOR DOORS OR DIVIDERS?	1	2 → Q5534									
A_AS / ADN, KBY, KBZ	5532	MATERIALS											
A_AS	01	CURTAINS	1	2	1	2	3						
A_AS	02	WOOD	1	2									
A_AS	03	METAL/GLASS OR OTHER ITEM THAT IS CLEANABLE	1	2									
A_AS	04	OTHER (SPECIFY)	1	2									
A_AS / ADO, KBY, KBZ	5533	ASK: Can all interior doors be locked and secured from outside entry?	1	2									
		INTERIOR CEILING											
A_AS / ADP, KBY, KBZ	5534	MATERIALS											
A_AS	01	DRYWALL/PARTICLE BOARD	1	2	1	2	3						
A_AS	02	CEMENT/PLASTER/ WOOD/FINISHED CEILING	1	2									
A_AS	03	TILE/OTHER ITEM THAT IS CLEANABLE	1	2									
A_AS	04	OTHER (SPECIFY)	1	2									
		INTERIOR FLOORING											
A_AS / ADQ, KBY, KBZ	5535	MATERIALS											
A_AS	01	EARTH/DUNG/ UNFINISHED	1	2	1	2	3						
A_AS	02	CEMENT/WOOD	1	2									
A_AS	03	COVERED WITH PLASTIC OR OTHER REMOVABLE COVER	1	2									
A_AS	04	TILED/TERRAZZO/ OTHER ITEM THAT IS CLEANABLE	1	2									
A_AS	05	OTHER (SPECIFY)	1	2									


Mod/Ind	No.	Question	Result					Skip					
		INTERIOR WALL FINISHING											
A_AS / ADR, KBY, KBZ	5536	MATERIALS											
A_AS	01	UNFINISHED	1	2	1	2	3						
A_AS	02	DRYWALL/PARTICLE BOARD	1	2									
A_AS	03	PLASTERED/CEMENT/ WOOD	1	2									
A_AS	04	HALF OR LESS TILED/TERRAZZO/ OTHER ITEM THAT IS CLEANABLE	1	2									
A_AS	05	FULLY TILED/ TERRAZZO/OTHER ITEM THAT IS CLEANABLE	1	2									
A_AS	06	OTHER _____ (SPECIFY)	1	2									
		EXTERNAL DOORS											
A_AS / ADS, ADU, MPY, MPZ	5537	ARE THERE ANY EXTERNAL DOORS?	1	2 → Q5540									
A_AS / ADS, MPY, MPZ	5538	MATERIALS											
A_AS	01	WOOD	1	2	1	2	3						
A_AS	02	METAL	1	2									
A_AS	03	GLASS	1	2									
A_AS	04	OTHER _____ (SPECIFY)	1	2									
A_AS/ ADU, MPY, MPZ	5539	ASK: Can all external doors be locked and secured from outside entry?	1	2									
		EXTERNAL WINDOWS											
A_AS / ADT, ADU, MPY, MPZ	5540	ARE THERE ANY EXTERNAL WINDOWS?	1	2 → Q5543									
A_AS / ADT, MPY, MPZ	5541	MATERIALS											
A_AS	01	NOTHING	1	2	1	2	3						
A_AS	02	BARS WITH NO OTHER COVER	1	2									
A_AS	03	WOODEN SHUTTERS	1	2									
A_AS	04	GLASS	1	2									
A_AS	05	OTHER _____ (SPECIFY)	1	2									
A_AS / ADU, MPY, MPZ	5542	ASK: Can all external windows be locked and secured from outside entry?	1	2									

Mod/Ind	No.	Question	Result					Skip			
		ROOF (EXTERNAL COVERING)									
A_AS / ADV, MPY, MPZ	5543	IS SERVICE AREA IN THE MAIN FACILITY BUILDING?	1 → Q5545	2							
A_AS / ADV, MPY, MPZ	5544	MATERIALS									
A_AS	01	THATCH/GRASS	1	2	1	2	3				
A_AS	02	WOOD	1	2							
A_AS	03	CORREGATED IRON	1	2							
A_AS	04	TILES OR SHINGLES	1	2							
A_AS	05	OTHER _____ (SPECIFY)	1	2							
		17.9.4. INTENSIVE CARE UNIT									
A_AS / ADE, ADF, ADG, ADH, ADI, NVY, NVZ, ADJ, ADK, ADL, ADM, JEY, JEZ	5545	Does this facility have an intensive care room or unit? IF YES, ASK TO GO TO THE INTENSIVE CARE UNIT.	YES 1 NO 2					→ Q5600			
		Now I would like to take a quick walk around this ward or unit to record information about the building conditions. ASK FOR A STAFF MEMBER TO ACCOMPANY YOU. IF ANOTHER PERSON IS ASSIGNED, THANK YOUR RESPONDENT AND BEGIN ASSESSING THE BUILDING STRUCTURE. TAKE A QUICK WALK AROUND THE WARD OR UNIT AND ANSWER THE FOLLOWING QUESTIONS. YOU ARE ASSESSING THE TOTAL WARD OR UNIT SO CONDITIONS MAY BE DIFFERENT IN DIFFERENT SECTIONS OF THE WARD OR UNIT. MARK "YES" FOR EACH TYPE OF MATERIAL OBSERVED FOR THE BUILDING SECTION BEING ASSESSED. THEN PROVIDE ONE OVERALL ASSESSMENT FOR THE CONDITION FOR THE BUILDING SECTION BEING ASSESSED.									
			(A) OBSERVED		(B) OVERALL CONDITION						
			YES	NO	ALL GOOD (MINOR OR NO REPAIRS NEEDED)	AT LEAST ONE MEDIUM SIZE PROBLEM (COULD USE REPAIRS BUT PROBLEM NOT LARGE ENOUGH TO POTENTIALLY AFFECT SERVICES OR SITE SECURITY)	AT LEAST ONE MAJOR PROBLEM (DEFINITELY NEEDS INTERVENTION; LARGE ENOUGH TO POTENTIALLY AFFECT SERVICES OR SITE SECURITY)				
		INTERIOR DOORS/DIVIDERS BETWEEN ROOMS									
A_AS / ADE, ADF, NVY, NVZ	5546	ARE THERE ANY INTERIOR DOORS OR DIVIDERS?	1	2 → Q5549							
A_AS / ADE, NVY, NVZ	5547	MATERIALS									
A_AS	01	CURTAINS	1	2	1	2	3				
A_AS	02	WOOD	1	2							
A_AS	03	METAL/GLASS OR OTHER ITEM THAT IS CLEANABLE	1	2							
A_AS	04	OTHER _____ (SPECIFY)	1	2							

Mod/Ind	No.	Question	Result					Skip
A_AS / ADF, NVY, NVZ	5548	ASK: Can all interior doors be locked and secured from outside entry?	1	2				
		INTERIOR CEILING						
A_AS / ADG, NVY, NVZ	5549	MATERIALS						
A_AS	01	DRYWALL/PARTICLE BOARD	1	2	1	2	3	
A_AS	02	CEMENT/PLASTER/ WOOD/FINISHED CEILING	1	2				
A_AS	03	TILE/OTHER ITEM THAT IS CLEANABLE	1	2				
A_AS	04	OTHER _____ (SPECIFY)	1	2				
		INTERIOR FLOORING						
A_AS / ADH, NVY, NVZ	5550	MATERIALS						
A_AS	01	EARTH/DUNG/ UNFINISHED	1	2	1	2	3	
A_AS	02	CEMENT/WOOD	1	2				
A_AS	03	COVERED WITH PLASTIC OR OTHER REMOVABLE COVER	1	2				
A_AS	04	TILED/TERRAZZO/ OTHER ITEM THAT IS CLEANABLE	1	2				
A_AS	05	OTHER _____ (SPECIFY)	1	2				
		INTERIOR WALL FINISHING						
A_AS / ADI, NVY, NVZ	5551	MATERIALS						
A_AS	01	UNFINISHED	1	2	1	2	3	
A_AS	02	DRYWALL/PARTICLE BOARD	1	2				
A_AS	03	PLASTERED/CEMENT/ WOOD	1	2				
A_AS	04	HALF OR LESS TILED/TERRAZZO/ OTHER ITEM THAT IS CLEANABLE	1	2				
A_AS	05	FULLY TILED/ TERRAZZO/OTHER ITEM THAT IS CLEANABLE	1	2				
A_AS	06	OTHER _____ (SPECIFY)	1	2				
		EXTERNAL DOORS						
A_AS / ADJ, ADL, JEY, JEZ	5552	ARE THERE ANY EXTERNAL DOORS?	1	2 → Q5555				



Mod/Ind	No.	Question	Result					Skip		
A_AS / ADJ, JEY, JEZ	5553	MATERIALS								
A_AS	01	WOOD	1	2	1	2	3			
A_AS	02	METAL	1	2						
A_AS	03	GLASS	1	2						
A_AS	04	OTHER _____ (SPECIFY)	1	2						
A_AS / ADL, JEY, JEZ	5554	ASK: Can all external doors be locked and secured from outside entry?	1	2						
		EXTERNAL WINDOWS								
A_AS / ADK, ADL, JEY, JEZ	5555	ARE THERE ANY EXTERNAL WINDOWS?	1	2 → Q5558						
A_AS / ADK, JEY, JEZ	5556	MATERIALS								
A_AS	01	NOTHING	1	2	1	2	3			
A_AS	02	BARS WITH NO OTHER COVER	1	2						
A_AS	03	WOODEN SHUTTERS	1	2						
A_AS	04	GLASS	1	2						
A_AS	05	OTHER _____ (SPECIFY)	1	2						
A_AS / ADL, JEY, JEZ	5557	ASK: Can all external windows be locked and secured from outside entry?	1	2						
		ROOF (EXTERNAL COVERING)								
A_AS / ADM, JEY, JEZ	5558	IS SERVICE AREA IN THE MAIN FACILITY BUILDING?	1 → Q5600	2						
A_AS / ADM, JEY, JEZ	5559	MATERIALS								
A_AS	01	THATCH/GRASS	1	2	1	2	3			
A_AS	02	WOOD	1	2						
A_AS	03	CORREGATED IRON	1	2						
A_AS	04	TILES OR SHINGLES	1	2						
A_AS	05	OTHER _____ (SPECIFY)	1	2						





Mod/Ind	No.	Question	Result	Skip										
		17.10. BUILDING STRUCTURE FOR DENTAL SERVICES												
		17.10.1. BUILDING STRUCTURE FOR DENTAL SERVICES												
A_AS / ACV, ACW, ACX, ACY, ACZ, NVL, NVM, ADA, ADB, ADC, ADD, NYL, NYM, AHD, AHE, AHF, JGL, JGM	5600	Are dental services offered in this facility? IF YES, ASK TO GO TO DENTAL SERVICES.	YES 1 NO 2	→ Q5700										
		Now I would like to assess the structural condition of the building where dental services are offered. If dental services are offered in different locations for outpatients and for inpatients, please take me to where the dental services are offered for inpatient services. ASK FOR A STAFF MEMBER TO ACCOMPANY YOU. IF ANOTHER PERSON IS ASSIGNED, THANK YOUR RESPONDENT AND BEGIN ASSESSING THE BUILDING STRUCTURE. TAKE A QUICK WALK AROUND THE AREA YOU ARE ASSESSING AND ANSWER THE FOLLOWING QUESTIONS. YOU ARE ASSESSING THE TOTAL AREA WHERE DENTAL SERVICES ARE OFFERED, SO CONDITIONS MAY BE DIFFERENT IN DIFFERENT SECTIONS OF THE SERVICE AREA. MARK "YES" FOR EACH TYPE OF MATERIAL OBSERVED FOR THE BUILDING SECTION BEING ASSESSED. THEN PROVIDE ONE OVERALL ASSESSMENT FOR THE CONDITION FOR THE BUILDING SECTION BEING ASSESSED.												
			<table border="1"> <thead> <tr> <th colspan="2">(A) OBSERVED</th><th colspan="3">(B) OVERALL CONDITION</th></tr> <tr> <th>YES</th><th>NO</th><th>ALL GOOD (MINOR OR NO REPAIRS NEEDED)</th><th>AT LEAST ONE MEDIUM SIZE PROBLEM (COULD USE REPAIRS BUT PROBLEM NOT LARGE ENOUGH TO POTENTIALLY AFFECT SERVICES OR SITE SECURITY)</th><th>AT LEAST ONE MAJOR PROBLEM (DEFINITELY NEEDS INTERVENTION; LARGE ENOUGH TO POTENTIALLY AFFECT SERVICES OR SITE SECURITY)</th></tr> </thead> </table>	(A) OBSERVED		(B) OVERALL CONDITION			YES	NO	ALL GOOD (MINOR OR NO REPAIRS NEEDED)	AT LEAST ONE MEDIUM SIZE PROBLEM (COULD USE REPAIRS BUT PROBLEM NOT LARGE ENOUGH TO POTENTIALLY AFFECT SERVICES OR SITE SECURITY)	AT LEAST ONE MAJOR PROBLEM (DEFINITELY NEEDS INTERVENTION; LARGE ENOUGH TO POTENTIALLY AFFECT SERVICES OR SITE SECURITY)	
(A) OBSERVED		(B) OVERALL CONDITION												
YES	NO	ALL GOOD (MINOR OR NO REPAIRS NEEDED)	AT LEAST ONE MEDIUM SIZE PROBLEM (COULD USE REPAIRS BUT PROBLEM NOT LARGE ENOUGH TO POTENTIALLY AFFECT SERVICES OR SITE SECURITY)	AT LEAST ONE MAJOR PROBLEM (DEFINITELY NEEDS INTERVENTION; LARGE ENOUGH TO POTENTIALLY AFFECT SERVICES OR SITE SECURITY)										
		INTERIOR DOORS/DIVIDERS BETWEEN ROOMS												
A_AS / ACV, ACW, NVL, NVM	5601	ARE THERE ANY INTERIOR DOORS OR DIVIDERS?	1 2 → Q5604											
A_AS / ACV, NVL, NVM	5602	MATERIALS												
A_AS	01	CURTAINS	1 2											
A_AS	02	WOOD	1 2											
A_AS	03	METAL/GLASS OR OTHER ITEM THAT IS CLEANABLE	1 2											
A_AS	04	OTHER _____ (SPECIFY)	1 2											
A_AS / ACW, NVL, NVM	5603	ASK: Can all interior doors be locked and secured from outside entry?	1 2											


Mod/Ind	No.	Question	Result					Skip
		INTERIOR CEILING						
A_AS / ACX, NVL, NVM	5604	MATERIALS						
A_AS	01	DRYWALL/PARTICLE BOARD	1	2	1	2	3	
A_AS	02	CEMENT/PLASTER/ WOOD/FINISHED CEILING	1	2				
A_AS	03	TILE/OTHER ITEM THAT IS CLEANABLE	1	2				
A_AS	04	OTHER (SPECIFY)	1	2				
		INTERIOR FLOORING						
A_AS / ACY, NVL, NVM	5605	MATERIALS						
A_AS	01	EARTH/DUNG/ UNFINISHED	1	2	1	2	3	
A_AS	02	CEMENT/WOOD	1	2				
A_AS	03	COVERED WITH PLASTIC OR OTHER REMOVABLE COVER	1	2				
A_AS	04	TILED/TERRAZZO/ OTHER ITEM THAT IS CLEANABLE	1	2				
A_AS	05	OTHER (SPECIFY)	1	2				
		INTERIOR WALL FINISHING						
A_AS / ACZ, NVL, NVM	5606	MATERIALS						
A_AS	01	UNFINISHED	1	2	1	2	3	
A_AS	02	DRYWALL/PARTICLE BOARD	1	2				
A_AS	03	PLASTERED/CEMENT/ WOOD	1	2				
A_AS	04	HALF OR LESS TILED/TERRAZZO/ OTHER ITEM THAT IS CLEANABLE	1	2				
A_AS	05	FULLY TILED/ TERRAZZO/OTHER ITEM THAT IS CLEANABLE	1	2				
A_AS	06	OTHER (SPECIFY)	1	2				
		EXTERNAL DOORS						
A_AS / ADA, ADC, NYL, NYM	5607	ARE THERE ANY EXTERNAL DOORS?	1	2 → Q5610				



Mod/Ind	No.	Question	Result					Skip	
A_AS / ADA, NYL, NYM	5608	MATERIALS							
A_AS	01	WOOD	1	2	1	2	3		
A_AS	02	METAL	1	2					
A_AS	03	GLASS	1	2					
A_AS	04	OTHER _____ (SPECIFY)	1	2					
A_AS / ADC, NYL, NYM	5609	ASK: Can all external doors be locked and secured from outside entry?	1	2					
		EXTERNAL WINDOWS							
A_AS / ADB, ADC, NYL, NYM	5610	ARE THERE ANY EXTERNAL WINDOWS?	1	2 → Q5613					
A_AS / ADB, NYL, NYM	5611	MATERIALS							
A_AS	01	NOTHING	1	2	1	2	3		
A_AS	02	BARS WITH NO OTHER COVER	1	2					
A_AS	03	WOODEN SHUTTERS	1	2					
A_AS	04	GLASS	1	2					
A_AS	05	OTHER _____ (SPECIFY)	1	2					
A_AS / ADC, NYL, NYM	5612	ASK: Can all external windows be locked and secured from outside entry?	1	2					
		ROOF (EXTERNAL COVERING)							
A_AS / ADD, NYL, NYM	5613	IS SERVICE AREA IN THE MAIN FACILITY BUILDING?	1 → Q5615	2					
A_AS / ADD, NYL, NYM	5614	MATERIALS							
A_AS	01	THATCH/GRASS	1	2	1	2	3		
A_AS	02	WOOD	1	2					
A_AS	03	CORREGATED IRON	1	2					
A_AS	04	TILES OR SHINGLES	1	2					
A_AS	05	OTHER _____ (SPECIFY)	1	2					




Mod/Ind	No.	Question	Result			Skip
		17.10.2. ACCESS FOR PERSONS WITH MOBILITY LIMITATIONS				
A_AS	5615	GO TO WHERE DENTAL SERVICES ARE OFFERED AND ASSESS THE FOLLOWING FOR PERSONS WITH MOBILITY LIMITATIONS	YES, OBSERVED	YES, REPORTED, NOT SEEN	NOT AVAILABLE	
A_AS / AHD, JGL, JGM	01	Is there at least one area where services can be provided to a person in a wheelchair? WHEELCHAIR ACCESS MAY BE A RAMP, LIFT OR CONSTRUCTION THAT ALLOWS WHEELCHAIRS TO BE PUSHED TO THE INDICATED SERVICE AREA AND DOORS SUFFICIENTLY WIDE FOR WHEELCHAIR ACCESS.	1	2	3	
A_AS / AHE, JGL, JGM	02	Are there grab bars on walls to help people with problems walking to access services?	1	2	3	
A_AS / AHF, JGL, JGM	03	Is there a functional toilet for disabled outpatients? This toilet would have an elevated seat and railing on at least one side to facilitate sitting and standing, and space for wheelchair access. IF YES, ASK TO SEE THE TOILET.	1	2	3 → Q5700	
A_AS / AHF, JGL, JGM	04	OBSERVE IF HAND WASHING MATERIALS (SOAP AND RUNNING WATER) ARE LOCATED WITHIN 5 M OF THE TOILET.	1	2	3	
		17.11. BUILDING STRUCTURE FOR PHYSICAL THERAPY SERVICES				
		17.11.1. BUILDING STRUCTURE FOR PHYSICAL THERAPY SERVICES				
A_AS / ACM, ACN, ACO, ACP, ACQ, MPL, MPM, ACR, ACS, ACT, ACU, LYY, LYZ, AHG, AHH, AHI, MQY, MQZ	5700	Are physical therapy services offered in this facility? IF YES, ASK TO GO TO PHYSICAL THERAPY SERVICES.	YES 1 NO 2			→ Q5800
		Now I would like to assess the structural condition of the building where physical therapy services are offered. If physical therapy services are offered in different locations for outpatients and for inpatients, please take me to where the physical therapy services are offered for inpatient services. ASK FOR A STAFF MEMBER TO ACCOMPANY YOU. IF ANOTHER PERSON IS ASSIGNED, THANK YOUR RESPONDENT AND BEGIN ASSESSING THE BUILDING STRUCTURE. TAKE A QUICK WALK AROUND THE AREA YOU ARE ASSESSING AND ANSWER THE FOLLOWING QUESTIONS. YOU ARE ASSESSING THE TOTAL AREA WHERE PHYSICAL THERAPY SERVICES ARE OFFERED, SO CONDITIONS MAY BE DIFFERENT IN DIFFERENT SECTIONS OF THE SERVICE AREA. MARK "YES" FOR EACH TYPE OF MATERIAL OBSERVED FOR THE BUILDING SECTION BEING ASSESSED. THEN PROVIDE ONE OVERALL ASSESSMENT FOR THE CONDITION FOR THE BUILDING SECTION BEING ASSESSED.				

Mod/Ind	No.	Question	Result					Skip					
			(A) OBSERVED		(B) OVERALL CONDITION								
			YES	NO	ALL GOOD (MINOR OR NO REPAIRS NEEDED)	AT LEAST ONE MEDIUM SIZE PROBLEM (COULD USE REPAIRS BUT PROBLEM NOT LARGE ENOUGH TO POTENTIALLY AFFECT SERVICES OR SITE SECURITY)	AT LEAST ONE MAJOR PROBLEM (DEFINITELY NEEDS INTERVENTION; LARGE ENOUGH TO POTENTIALLY AFFECT SERVICES OR SITE SECURITY)						
		INTERIOR DOORS/DIVIDERS BETWEEN ROOMS											
A_AS / ACM, ACN, MPL, MPM	5701	ARE THERE ANY INTERIOR DOORS OR DIVIDERS?	1	2 → Q5704									
A_AS / ACM, MPL, MPM	5702	MATERIALS											
A_AS	01	CURTAINS	1	2	1	2	3						
A_AS	02	WOOD	1	2									
A_AS	03	METAL/GLASS OR OTHER ITEM THAT IS CLEANABLE	1	2									
A_AS	04	OTHER (SPECIFY)	1	2									
A_AS / ACN, MPL, MPM	5703	ASK: Can all interior doors be locked and secured from outside entry?	1	2									
		INTERIOR CEILING											
A_AS / ACO, MPL, MPM	5704	MATERIALS											
A_AS	01	DRYWALL/PARTICLE BOARD	1	2	1	2	3						
A_AS	02	CEMENT/PLASTER/ WOOD/FINISHED CEILING	1	2									
A_AS	03	TILE/OTHER ITEM THAT IS CLEANABLE	1	2									
A_AS	04	OTHER (SPECIFY)	1	2									
		INTERIOR FLOORING											
A_AS / ACP, MPL, MPM	5705	MATERIALS											
A_AS	01	EARTH/DUNG/ UNFINISHED	1	2	1	2	3						
A_AS	02	CEMENT/WOOD	1	2									
A_AS	03	COVERED WITH PLASTIC OR OTHER REMOVABLE COVER	1	2									
A_AS	04	TILED/TERRAZZO/ OTHER ITEM THAT IS CLEANABLE	1	2									
A_AS	05	OTHER (SPECIFY)	1	2									

Mod/Ind	No.	Question	Result					Skip
		INTERIOR WALL FINISHING						
A_AS / ACQ, MPL, MPM	5706	MATERIALS						
A_AS	01	UNFINISHED	1	2	1	2	3	
A_AS	02	DRYWALL/PARTICLE BOARD	1	2				
A_AS	03	PLASTERED/CEMENT/ WOOD	1	2				
A_AS	04	HALF OR LESS TILED/TERRAZZO/ OTHER ITEM THAT IS CLEANABLE	1	2				
A_AS	05	FULLY TILED/TERRAZZO/ OTHER ITEM THAT IS CLEANABLE	1	2				
A_AS	06	OTHER _____ (SPECIFY)	1	2				
		EXTERNAL DOORS						
A_AS / ACR, ACT, LYY, LYZ	5707	ARE THERE ANY EXTERNAL DOORS?	1	2 → Q5710				
A_AS / ACR, LYY, LYZ	5708	MATERIALS						
A_AS	01	WOOD	1	2	1	2	3	
A_AS	02	METAL	1	2				
A_AS	03	GLASS	1	2				
A_AS	04	OTHER _____ (SPECIFY)	1	2				
A_AS / ACT, LYY, LYZ	5709	ASK: Can all external doors be locked and secured from outside entry?	1	2				
		EXTERNAL WINDOWS						
A_AS / ACS, ACT, LYY, LYZ	5710	ARE THERE ANY EXTERNAL WINDOWS?	1	2 → Q5713				
A_AS / ACS, LYY, LYZ	5711	MATERIALS						
A_AS	01	NOTHING	1	2	1	2	3	
A_AS	02	BARs WITH NO OTHER COVER	1	2				
A_AS	03	WOODEN SHUTTERS	1	2				
A_AS	04	GLASS	1	2				
A_AS	05	OTHER _____ (SPECIFY)	1	2				
A_AS / ACT, LYY, LYZ	5712	ASK: Can all external windows be locked and secured from outside entry?	1	2				

Mod/Ind	No.	Question	Result					Skip					
		ROOF (EXTERNAL COVERING)											
A_AS / ACU, LYY, LYZ	5713	IS SERVICE AREA IN THE MAIN FACILITY BUILDING?	1 → Q5715	2									
A_AS / ACU, LYY, LYZ	5714	MATERIALS											
A_AS	01	THATCH/GRASS	1	2	1	2	3						
A_AS	02	WOOD	1	2									
A_AS	03	CORREGATED IRON	1	2									
A_AS	04	TILES OR SHINGLES	1	2									
A_AS	05	OTHER _____ (SPECIFY)	1	2									
		17.11.2. ACCESS FOR PERSONS WITH MOBILITY LIMITATIONS											
A_AS	5715	GO TO WHERE PHYSICAL THERAPY SERVICES ARE OFFERED AND ASSESS THE FOLLOWING FOR PERSONS WITH MOBILITY LIMITATIONS	YES, OBSERVED		YES, REPORTED, NOT SEEN		NOT AVAILABLE						
A_AS / AHG, MQY, MQZ	01	Is there at least one area where services can be provided to a person in a wheelchair? WHEELCHAIR ACCESS MAY BE A RAMP, LIFT OR CONSTRUCTION THAT ALLOWS WHEELCHAIRS TO BE PUSHED TO THE INDICATED SERVICE AREA AND DOORS SUFFICIENTLY WIDE FOR WHEELCHAIR ACCESS.	1		2		3						
A_AS / AHH, MQY, MQZ	02	Are there grab bars on walls to help people with problems walking to access services?	1		2		3						
A_AS / AHI, MQY, MQZ	03	Is there a functional toilet for disabled physical therapy patients? This toilet would have an elevated seat and railing on at least one side to facilitate sitting and standing, and space for wheelchair access. IF YES, ASK TO SEE THE TOILET.	1		2		3 → Q5800						
A_AS / AHI, MQY, MQZ	04	OBSERVE IF HAND WASHING MATERIALS (SOAP AND RUNNING WATER) ARE LOCATED WITHIN 5 M OF THE TOILET.	1		2		3						
		17.12. BUILDING STRUCTURE FOR MORTUARY											
		17.12.1. BUILDING STRUCTURE FOR MORTUARY											
A_AS / ACD, ACE, ACF, ACG, ACH, LXZ, ACI, ACJ, ACK, ACL, LYL, LYM	5800	Does this facility have a mortuary? IF YES, ASK TO GO TO THE MORTUARY.	YES 1 NO 2					→ Q5900					

Mod/Ind	No.	Question	Result					Skip	
		<p>Now I would like to assess the structural condition of the mortuary.</p> <p>ASK FOR A STAFF MEMBER TO ACCOMPANY YOU. IF ANOTHER PERSON IS ASSIGNED, THANK YOUR RESPONDENT AND BEGIN ASSESSING THE BUILDING STRUCTURE. TAKE A QUICK WALK AROUND THE AREA YOU ARE ASSESSING AND ANSWER THE FOLLOWING QUESTIONS. YOU ARE ASSESSING THE TOTAL MORTUARY AREA, SO CONDITIONS MAY BE DIFFERENT IN DIFFERENT SECTIONS OF THE MORTUARY AREA. MARK "YES" FOR EACH TYPE OF MATERIAL OBSERVED FOR THE BUILDING SECTION BEING ASSESSED. THEN PROVIDE ONE OVERALL ASSESSMENT FOR THE CONDITION FOR THE BUILDING SECTION BEING ASSESSED.</p>							
			(A) OBSERVED		(B) OVERALL CONDITION				
			YES	NO	ALL GOOD (MINOR OR NO REPAIRS NEEDED)	AT LEAST ONE MEDIUM SIZE PROBLEM (COULD USE REPAIRS BUT PROBLEM NOT LARGE ENOUGH TO POTENTIALLY AFFECT SERVICES OR SITE SECURITY)	AT LEAST ONE MAJOR PROBLEM (DEFINITELY NEEDS INTERVENTION; LARGE ENOUGH TO POTENTIALLY AFFECT SERVICES OR SITE SECURITY)		
A_AS / ACD, ACE, LXY, LXZ	5801	INTERIOR DOORS/DIVIDERS BETWEEN ROOMS							
A_AS	01	ARE THERE ANY INTERIOR DOORS OR DIVIDERS?	1	2 → Q5804					
A_AS / ACD, LXY, LXZ	5802	MATERIALS							
A_AS	01	CURTAINS	1	2	1	2	3		
A_AS	02	WOOD	1	2					
A_AS	03	METAL/GLASS OR OTHER ITEM THAT IS CLEANABLE	1	2					
A_AS	04	OTHER _____ (SPECIFY)	1	2					
A_AS / ACE, LXY, LXZ	5803	ASK: Can all interior doors be locked and secured from outside entry?	1	2					
		INTERIOR CEILING							
A_AS / ACF, LXY, LXZ	5804	MATERIALS							
A_AS	01	DRYWALL/PARTICLE BOARD	1	2	1	2	3		
A_AS	02	CEMENT/PLASTER/ WOOD/FINISHED CEILING	1	2					
A_AS	03	TILE/OTHER ITEM THAT IS CLEANABLE	1	2					
A_AS	04	OTHER _____ (SPECIFY)	1	2					

Mod/Ind	No.	Question	Result					Skip					
		INTERIOR FLOORING											
A_AS / ACG, LXY, LXZ	5805	MATERIALS											
A_AS	01	EARTH/DUNG/ UNFINISHED	1	2	1	2	3						
A_AS	02	CEMENT/WOOD	1	2									
A_AS	03	COVERED WITH PLASTIC OR OTHER REMOVABLE COVER	1	2									
A_AS	04	TILED/TERRAZZO/ OTHER ITEM THAT IS CLEANABLE	1	2									
A_AS	05	OTHER _____ (SPECIFY)	1	2									
		INTERIOR WALL FINISHING											
A_AS / ACH, LXY, LXZ	5806	MATERIALS											
A_AS	01	UNFINISHED	1	2	1	2	3						
A_AS	02	DRYWALL/PARTICLE BOARD	1	2									
A_AS	03	PLASTERED/CEMENT/ WOOD	1	2									
A_AS	04	HALF OR LESS TILED/TERRAZZO/ OTHER ITEM THAT IS CLEANABLE	1	2									
A_AS	05	FULLY TILED/ TERRAZZO/OTHER ITEM THAT IS CLEANABLE	1	2									
A_AS	06	OTHER _____ (SPECIFY)	1	2									
		EXTERNAL DOORS											
A_AS / ACI, ACK, LYL, LYM	5807	ARE THERE ANY EXTERNAL DOORS?	1	2 → Q5810									
A_AS / ACI, LYL, LYM	5808	MATERIALS											
A_AS	01	WOOD	1	2	1	2	3						
A_AS	02	METAL	1	2									
A_AS	03	GLASS	1	2									
A_AS	04	OTHER _____ (SPECIFY)	1	2									
A_AS / ACK, LYL, LYM	5809	ASK: Can all external doors be locked and secured from outside entry?	1	2									
		EXTERNAL WINDOWS											
A_AS / ACJ, ACK, LYL, LYM	5810	ARE THERE ANY EXTERNAL WINDOWS?	1	2 → Q5813									

Mod/Ind	No.	Question	Result					Skip				
A_AS / ACJ, LYL, LYM	5811	MATERIALS										
A_AS	01	NOTHING	1	2	1	2	3					
A_AS	02	BARS WITH NO OTHER COVER	1	2								
A_AS	03	WOODEN SHUTTERS	1	2								
A_AS	04	GLASS	1	2								
A_AS	05	OTHER _____ (SPECIFY)	1	2								
A_AS / ACK, LYL, LYM	5812	ASK: Can all external windows be locked and secured from outside entry?	1	2	X							
		ROOF (EXTERNAL COVERING)										
A_AS / ACL, LYL, LYM	5813	IS SERVICE AREA IN THE MAIN FACILITY BUILDING?	1 → Q5900	2	X							
A_AS / ACL, LYL, LYM	5814	MATERIALS										
A_AS	01	THATCH/GRASS	1	2	1	2	3					
A_AS	02	WOOD	1	2								
A_AS	03	CORREGATED IRON	1	2								
A_AS	04	TILES OR SHINGLES	1	2								
A_AS	05	OTHER _____ (SPECIFY)	1	2								
		17.13. ROOF OF MAIN FACILITY BUILDING										
		17.13.1. ROOF OF MAIN FACILITY BUILDING										
A_AS / AGQ	5900	Is there a main facility building where most patient service areas are located?	YES 1 NO 2					→ Q6000				
		IF THERE ARE SEPARATE INPATIENT AND OUTPATIENT BUILDINGS, SELECT THE ONE WITH THE MOST INPATIENT CARE UNITS AND ASK TO GO THERE.										
		Now I would like to assess the roof for the main facility building.										
		ASK FOR A STAFF MEMBER TO ACCOMPANY YOU. IF ANOTHER PERSON IS ASSIGNED, THANK YOUR RESPONDENT AND BEGIN ASSESSING THE BUILDING STRUCTURE. TAKE A QUICK WALK AROUND THE AREA YOU ARE ASSESSING AND ANSWER THE FOLLOWING QUESTIONS. YOU ARE ASSESSING THE TOTAL AREA WHERE PATIENTS ARE PROCESSED FOR ADMISSION, SO CONDITIONS MAY BE DIFFERENT IN DIFFERENT SECTIONS OF THE SERVICE AREA. MARK "YES" FOR EACH TYPE OF MATERIAL OBSERVED FOR THE BUILDING SECTION BEING ASSESSED. THEN PROVIDE ONE OVERALL ASSESSMENT FOR THE CONDITION FOR THE BUILDING SECTION BEING ASSESSED.										


Mod/Ind	No.	Question	Result					Skip
			(A) OBSERVED		(B) OVERALL CONDITION			
			YES	NO	ALL GOOD (MINOR OR NO REPAIRS NEEDED)	AT LEAST ONE MEDIUM SIZE PROBLEM (COULD USE REPAIRS BUT PROBLEM NOT LARGE ENOUGH TO POTENTIALLY AFFECT SERVICES OR SITE SECURITY)	AT LEAST ONE MAJOR PROBLEM (DEFINITELY NEEDS INTERVENTION; LARGE ENOUGH TO POTENTIALLY AFFECT SERVICES OR SITE SECURITY)	
		ROOF (EXTERNAL COVERING)						
A_AS / AGQ	5901	MATERIALS						
A_AS	01	TILES OR SHINGLES	1	2				
A_AS	02	WOOD	1	2				
A_AS	03	CORREGATED IRON	1	2				
A_AS	04	THATCH/GRASS	1	2				
A_AS	05	OTHER _____ (SPECIFY)	1	2				
		17.14. OTHER INFORMATION ON PHYSICAL INFRASTRUCTURE						
		17.14.1. OTHER INFORMATION ON PHYSICAL INFRASTRUCTURE						
		Now, I would like to know more about the facility buildings.						
A_AS	6000	What year was this facility originally constructed? PROBE FOR THE CLOSEST ESTIMATE POSSIBLE IF THE EXACT YEAR IS NOT KNOWN. IF DIFFERENT WINGS WERE CONSTRUCTED IN DIFFERENT YEARS, ASK ABOUT THE OLDEST SECTION FOR PATIENT CARE THAT IS FUNCTIONAL TODAY.			YEAR ____ _ DON'T KNOW..... 9998			
A_AS	6001	Has any major renovation or reconstruction for this facility taken place?			YES 1 NO 2 DON'T KNOW..... 8			→ Q6003 → Q6003
A_AS	6002	What year did the most recent major renovation or reconstruction take place? PROBE FOR THE CLOSEST ESTIMATE POSSIBLE IF THE EXACT YEAR IS NOT KNOWN.			YEAR ____ _ DON'T KNOW..... 9998			
A_AS	6003	WHICH OF THE FOLLOWING BEST DESCRIBES THE LAYOUT FOR THIS FACILITY?			ONE MAIN BUILDING UNDER ONE ROOF 1 ONE MAIN BUILDING UNDER ONE ROOF AND SOME ADDITIONAL BUILDINGS/CONTAINER ROOMS 2 DIFFERENT WINGS CONNECTED BY COVERED WALKWAYS.. 3 DIFFERENT WINGS CONNECTED BY COVERED WALKWAYS AND SOME ADDITIONAL BUILDINGS/CONTAINER ROOMS 4 MULTIPLE DIFFERENT BUILDINGS FOR DIFFERENT SERVICE COMPONENTS THAT ARE NOT CONNECTED 5 A MIXTURE OF MORE THAN ONE OF THE ABOVE..... 6			

Mod/Ind	No.	Question	Result	Skip
A_AS	6004	WALK AROUND THE PERIMETER OF THE FACILITY GROUNDS AND DESCRIBE THE CONDITION OF THE FENCE OR WALL	GOOD: NO REPAIRS OR ONLY MINOR REPAIRS NEEDED 1 MODERATE: BROKEN AREAS BUT SECURITY OF GROUNDS NOT AFFECTED..... 2 POOR: SECURITY OF GROUNDS NOT POSSIBLE 3 NO WALL/FENCE AROUND GROUNDS 4	
A_AS	6005	WALK AROUND THE FACILITY AND DESCRIBE THE CONDITION OF THE GROUNDS	GOOD: CLEAN AND PLANTS/GRASS, WELL MAINTAINED OR MINOR RUBBISH/WASTE/UNKEPT GROUNDS ARE NOTED .. 1 MODERATE: SOME RUBBISH/WASTE OR POORLY MAINTAINED PLANTS/GRASS, DAMAGED AREAS – COULD BE RECTIFIED IN A FEW HOURS 2 POOR: EXTENSIVE WORK NEEDED FOR GROUNDS TO BE NEAT AND PLEASANT 3 NO DEFINED EXTERNAL GROUNDS FOR FACILITY 4	

PLEASE THANK THE RESPONDENT FOR COMPLETING THE QUESTIONNAIRE.

INTERVIEWER'S NOTES

SUPERVISOR'S NOTES



World Health Organization
20, Avenue Appia
1211 Geneva 27
Switzerland
hhfa@who.int