

Pacific Syndromic Surveillance System

Weekly Bulletin

Système de Surveillance Syndromic dans le Pacifique

Bulletin Hebdomadaire

W11 2026 (Mar 09-Mar 15)

WHO gratefully acknowledges the support of Ministries of Health and partners in the following Pacific Island Countries and areas for the contribution of data to this bulletin

| L'OMS reconnaît avec reconnaissance le soutien des ministères de la santé et des partenaires dans les pays insulaires du Pacifique suivants pour la contribution des données à ce bulletin:



Key indicators & Highlights | Indicateurs clé & faits saillants

W11		Cumulative ¹		Indicator
%	<i>n</i>	%	<i>n</i>	
	199		171	1. Number of sentinel sites Nombre de sites sentinelles
74%	17	61%	223	2. Number of PICs that reported ² Nombre de PICs qui ont rapporté
78%	156	79%	134	3. Number of sites that reported Nombre de sites qui ont rapporté

¹ W1 2026 to W11 2026 | S1 2026 à S11 2026

¹ Pacific Island Countries | Pays insulaires du Pacifique

1

W11 2026 (Mar 09-Mar 15)

Country/Area	No. sites	No. reported	% reported	AFR	PF	Diarrhoea	DLI	ILI	SARI	COVID-19
New Table										
American Samoa	0	0	0%	0	0	0	0	0	0	0
Cook Islands	16	6	38%	0	0	7	2	6	0	0
Fiji	29	27	93%	0	0	1523	221	842	0	1
French Polynesia	0	0	0%	0	0	0	0	0	0	0
Guam	0	0	0%	0	0	0	0	0	0	0
Kiribati	13	10	77%	0	0	577	0	149	0	0
Marshall Islands (the)	2	2	100%	0	4	11	0	15	0	0
Micronesia (Federated States of)	4	4	100%	0	1	78	4	103	1	0
Nauru	1	1	100%	0	0	3	0	0	0	0
New Caledonia	25	6	24%	0	0	18	3	35	0	0
New Zealand	0	0	0%	0	0	0	0	0	0	0
Niue	0	0	0%	0	0	0	0	0	0	0
Northern Mariana Islands (the)	11	8	73%	0	22	16	0	42	2	0
Palau	7	6	86%	0	0	17	0	4	0	0
Papua New Guinea	0	0	0%	0	0	0	0	0	0	0
Pitcairn Islands	1	1	100%	0	0	0	0	0	0	0
Samoa	11	11	100%	0	0	91	195	1112	13	0
Solomon Islands	23	23	100%	0	111	196	8	529	6	0
Tokelau	3	3	100%	0	0	0	0	1	0	0
Tonga	13	11	85%	0	0	22	0	33	3	0
Tuvalu	2	2	100%	0	0	5	0	7	0	0
Vanuatu	32	29	91%	0	38	70	0	757	10	0
Wallis & Futuna	6	6	100%	0	2	52	0	63	3	0
Total	199	156	78%	0	178	2686	433	3698	38	1

** AFR: Acute Fever and Rash; PF: Prolonged Fever; DLI:Diarrhoea-like Illness; ILI: Influenza-like Illness; SARI: Severe Acute Respiratory Infection

Country trends | AFR and PF

** Please note that X and Y axes vary by country depending on data availability and magnitude of data. Please pay attention to the scale of the X and Y axis prior to data interpretation and comparison.
 **No line indicates data not reported.

American Samoa, CNMI, FSM, RMI, Guam, Palau

Figure 1a American Samoa | Samoa américaines




Figure 1b N Mariana Isl. | Îles Mariannes du Nord

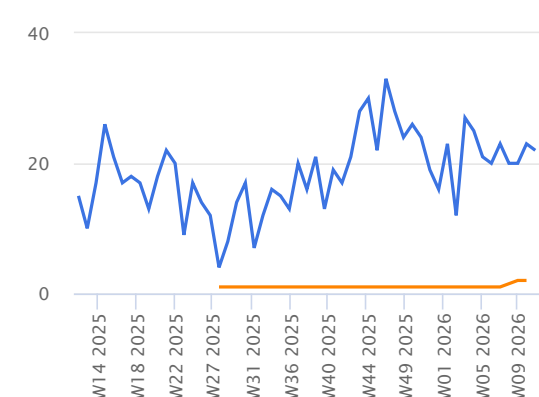


Figure 1c Federated States of Micronesia

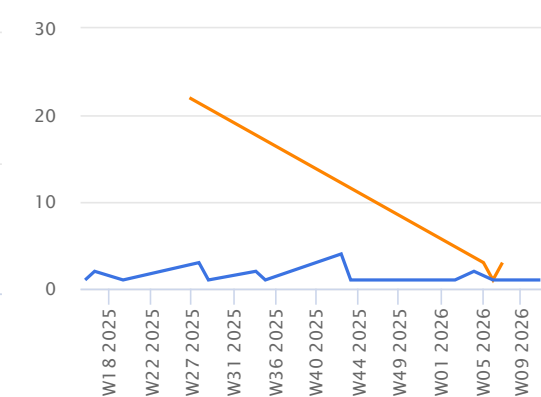


Figure 1d Marshall Islands | Îles Marshall

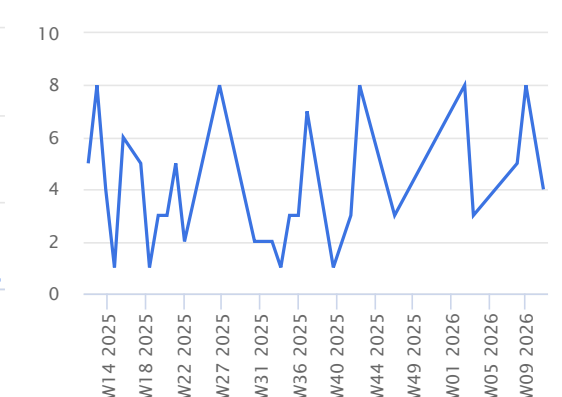
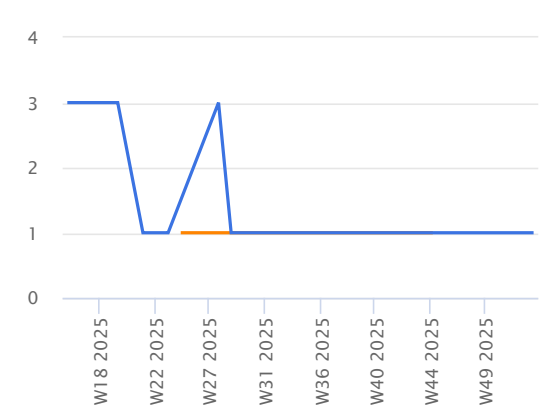


Figure 1e Guam | Guam

Not reported

Figure 1f | Palau



Legend

- Acute Fever and Rash (AFR)
- Prolonged Fever (PF)

Tonga, Samoa, Cooks Island, Niue, Tokelau

Figure 1g Tonga | Tonga

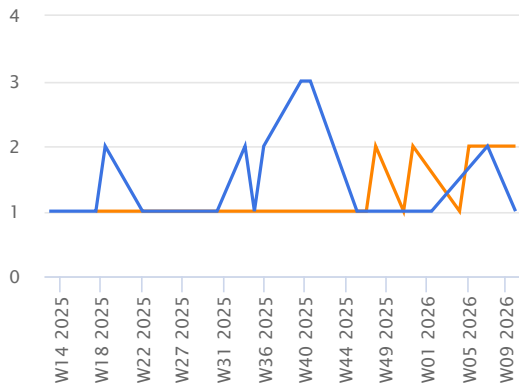


Figure 1h Samoa | Samoa

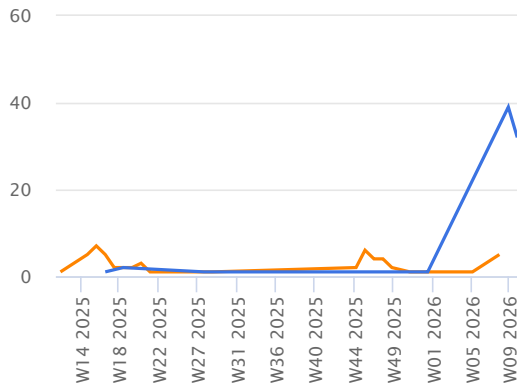


Figure 1i Cook Islands | Îles Cook




Figure 1j Niue | Niue





Figure 1k Tokelau | Tokelau



Legend

- Acute Fever and Rash (AFR)
- Prolonged Fever (PF)

Wallis and Futuna, New Caledonia, French Polynesia

Figure 1l Wallis & Futuna | Wallis & Futuna

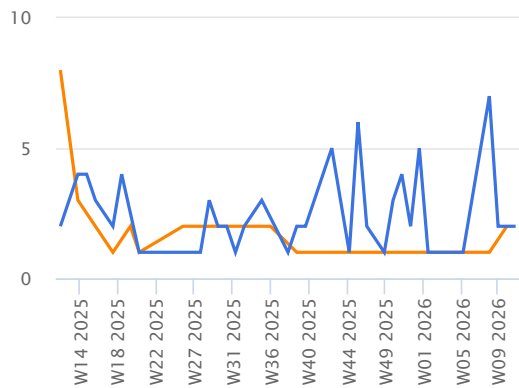


Figure 1m New Caledonia | Nouvelle Calédonie




Figure 1n French Polynesia | Polynésie française




Figure 1o Kiribati | Kiribati

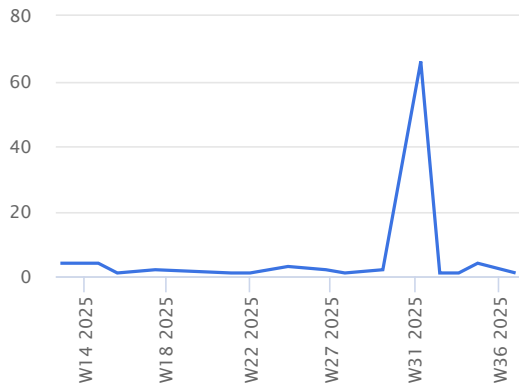


Figure 1p Nauru | Nauru

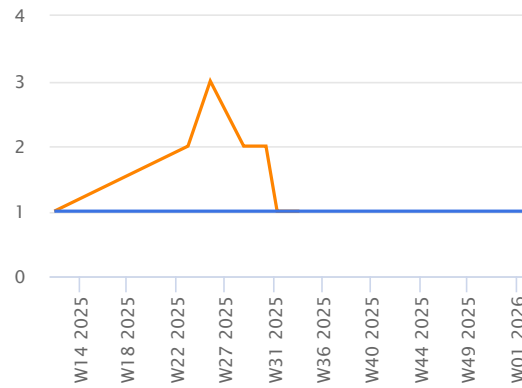


Figure 1q Fiji | Fidji

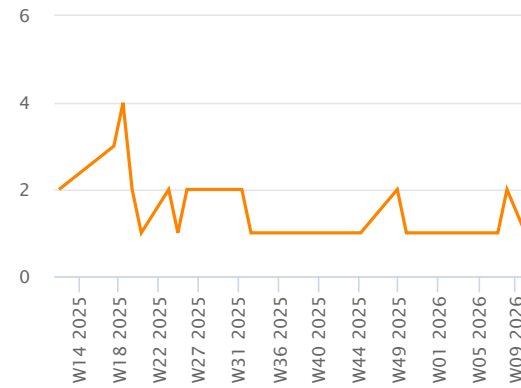


Figure 1r Solomon Islands | Îles Salomon

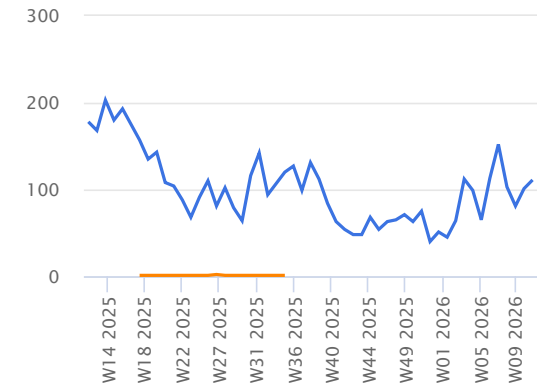


Figure 1s Tuvalu | Tuvalu

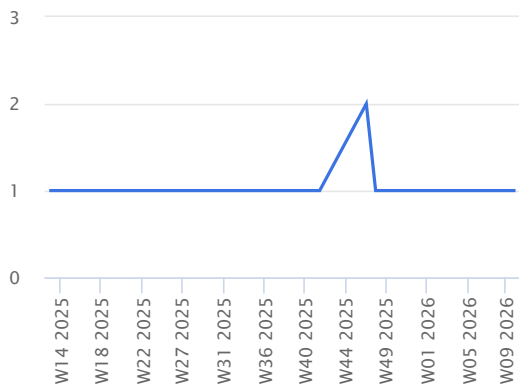
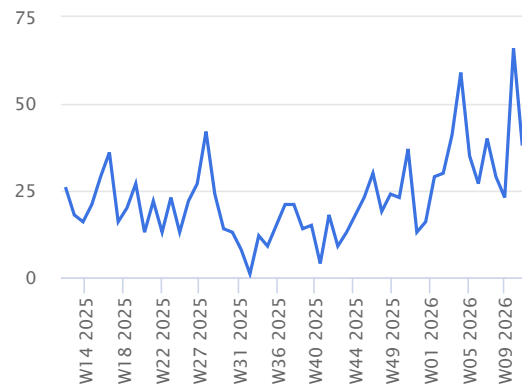


Figure 1t Vanuatu | Vanuatu



Legend

- Acute Fever and Rash (AFR)
- Prolonged Fever (PF)

Country trends | Influenza like illness, SARI and Suspected COVID-19

** Please note that X and Y axes vary by country depending on data availability and magnitude of data. Please pay attention to the scale of the X and Y axis prior to data interpretation and comparison.
 ** No line indicates data not reported.

American Samoa, CNMI, FSM, RMI, Guam, Palau

Figure 2a American Samoa | Samoa américaines




Figure 2b N Mariana Isl. | Îles Mariannes du Nord

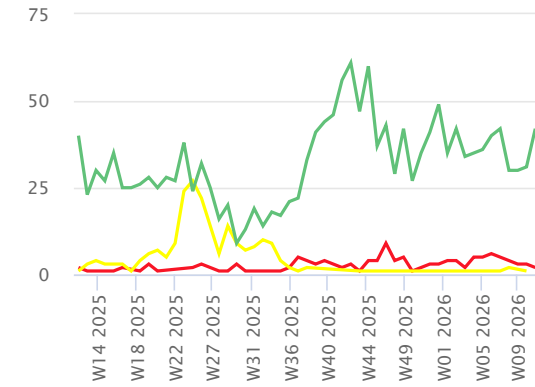


Figure 2c Federated States of Micronesia

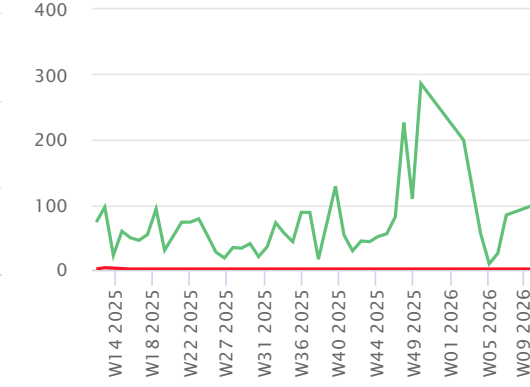


Figure 2d Marshall Islands | Îles Marshall

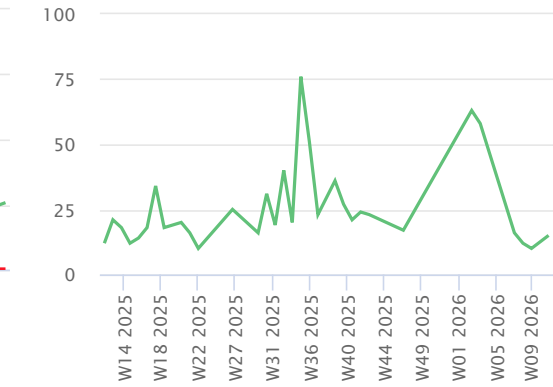


Figure 2e Guam | Guam

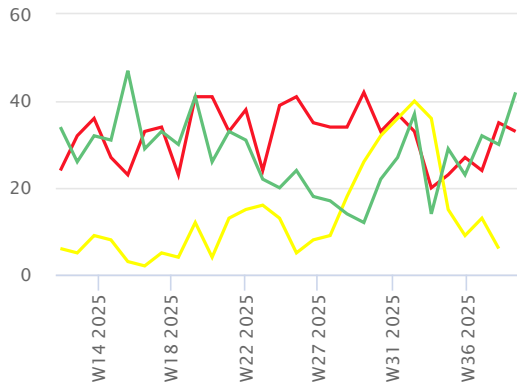
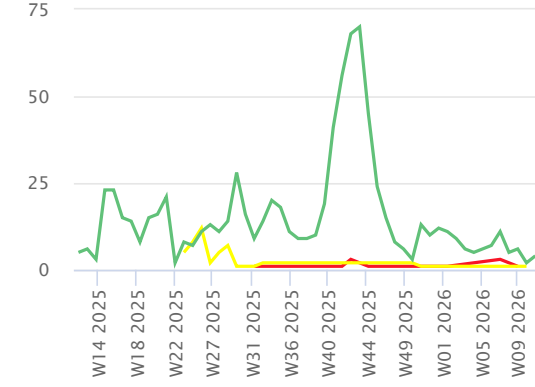


Figure 2f | Palau



Legend

- SARI (Influenza-like illness that requires hospitalization)
- COVID-19
- Influenza-like illness

Tonga, Samoa, Cooks Island, Niue, Tokelau

Figure 2g Tonga | Tonga

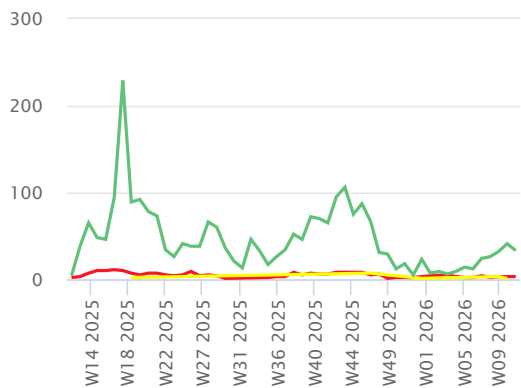


Figure 2h Samoa | Samoa

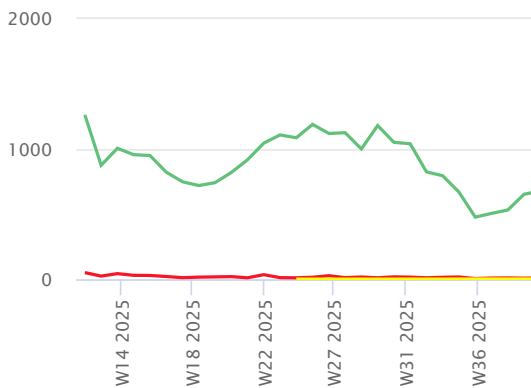


Figure 2i Cook Islands | Îles Cook

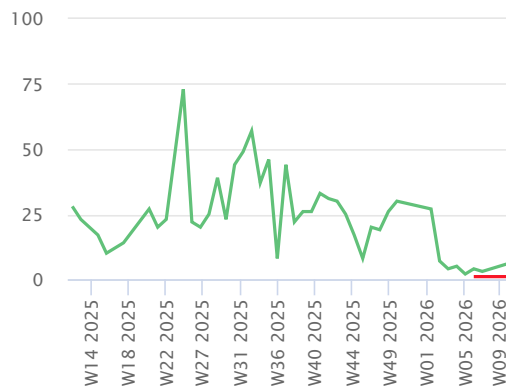


Figure 2j Niue | Niue

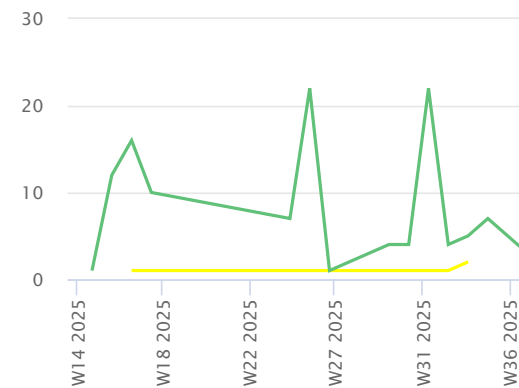
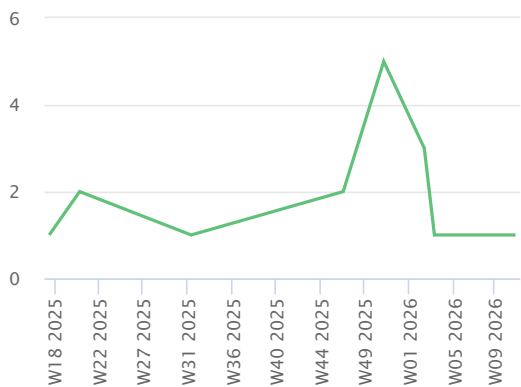


Figure 2k Tokelau | Tokelau



Legend

- SARI (Influenza-like illness that requires hospitalization)
- Suspected COVID-19
- Influenza like illness

Wallis and Futuna, New Caledonia, French Polynesia

Figure 2l Wallis & Futuna | Wallis & Futuna

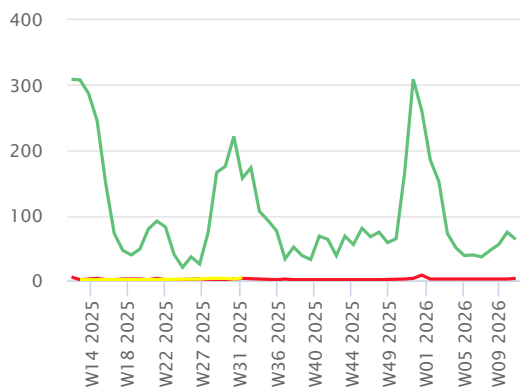


Figure 2m New Caledonia | Nouvelle Calédonie

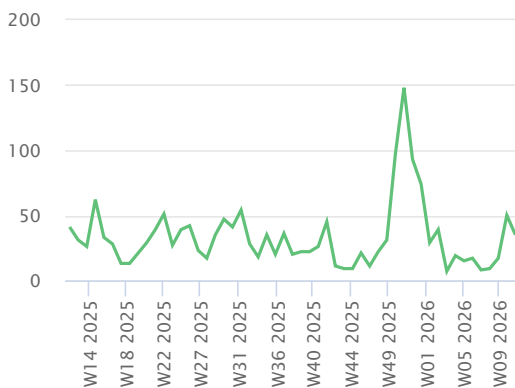


Figure 2n French Polynesia | Polynésie française

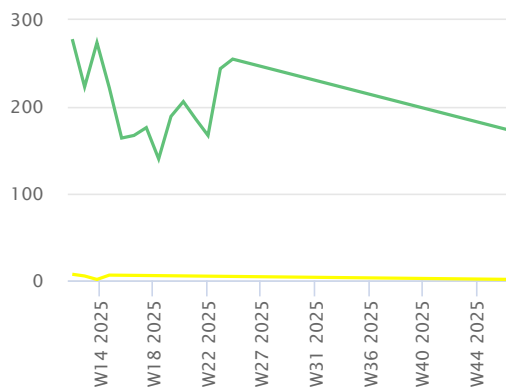


Figure 2o Kiribati | Kiribati

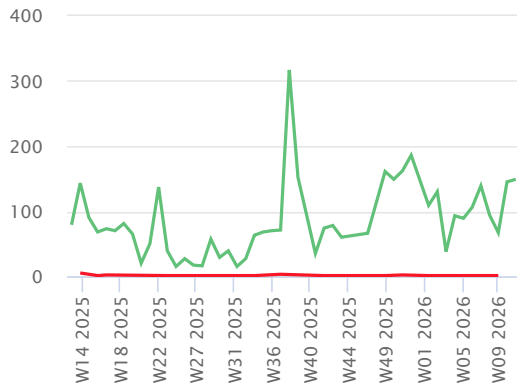


Figure 2p Nauru | Nauru

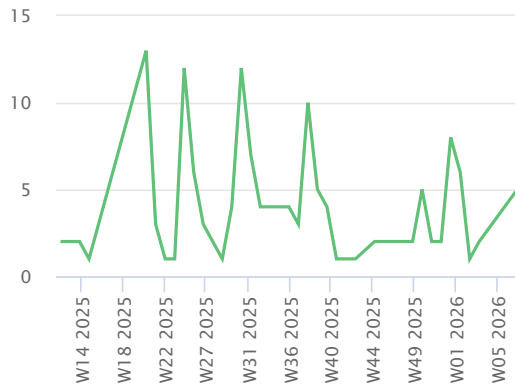


Figure 2q Fiji | Fiji

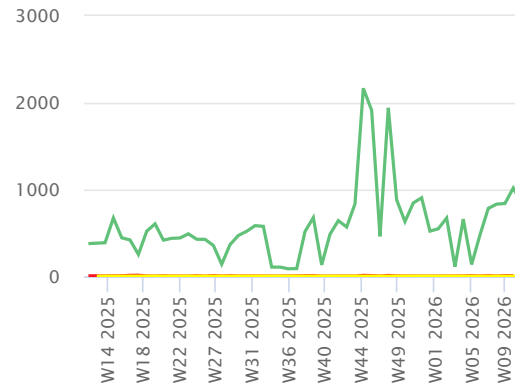


Figure 2r Solomon Islands | Îles Salomon

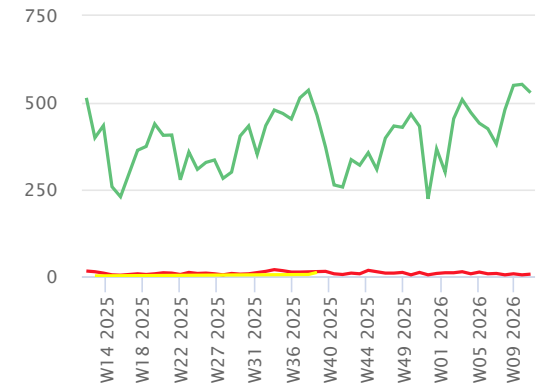


Figure 2s Tuvalu | Tuvalu

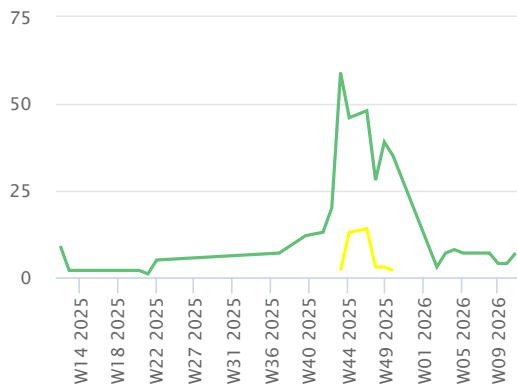
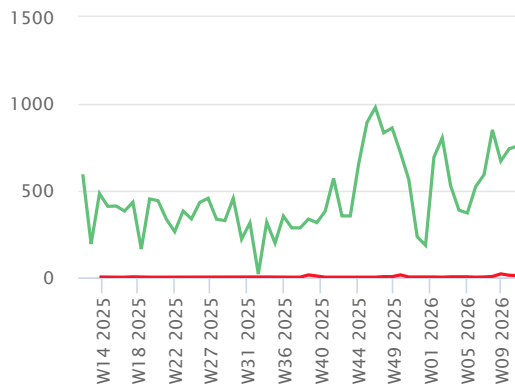


Figure 2t Vanuatu | Vanuatu



Legend

- SARI (Influenza-like illness that requires hospitalization)
- COVID-19
- Influenza-like illness

Country trends | Diarrhoea and DLI

** Please note that X and Y axes vary by country depending on data availability and magnitude of data. Please pay attention to the scale of the X and Y axis prior to data interpretation and comparison.
 ** No line indicates data not reported.

American Samoa, CNMI, FSM, RMI, Guam, Palau

Figure 3a American Samoa | Samoa américaines



Figure 3b N Mariana Isl. | Îles Mariannes du Nord

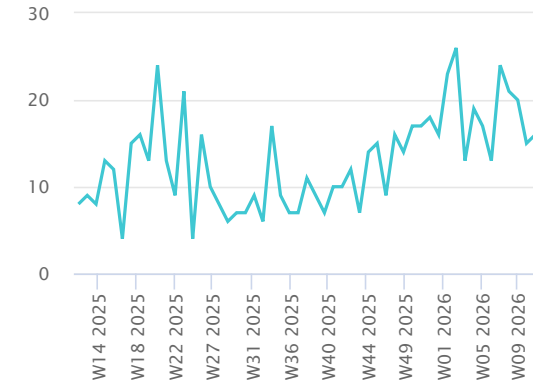


Figure 3c Federated States of Micronesia

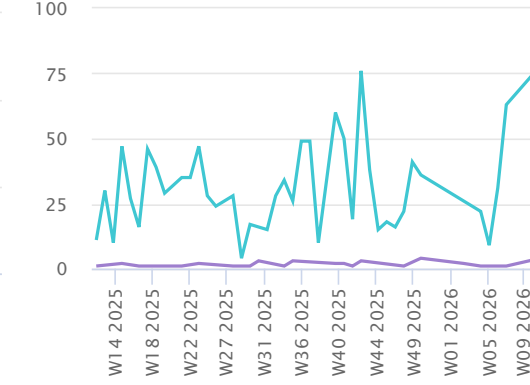


Figure 3d Marshall Islands | Îles Marshall

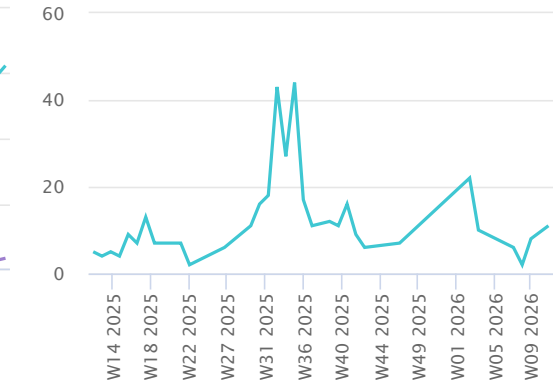


Figure 3e Guam | Guam

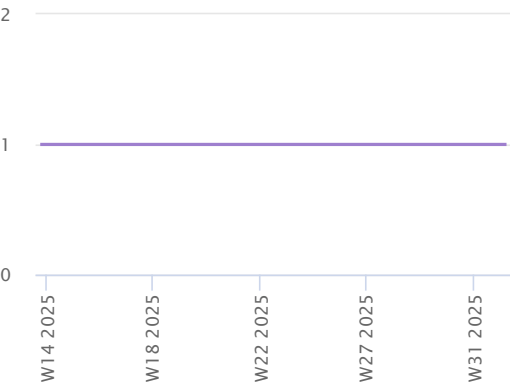
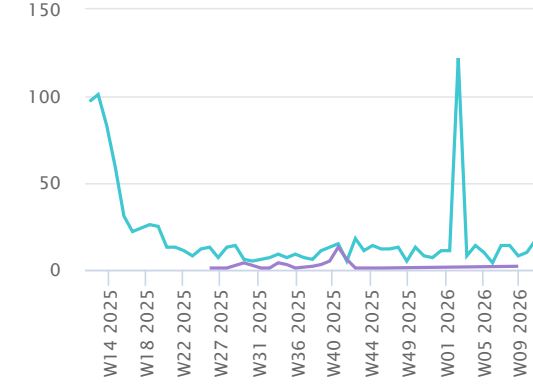


Figure 3f Palau



Legend

- Dengue-like Illness (DLI)
- Diarrhoea

Tonga, Samoa, Cooks Island, Niue, Tokelau

Figure 3g Tonga | Tonga

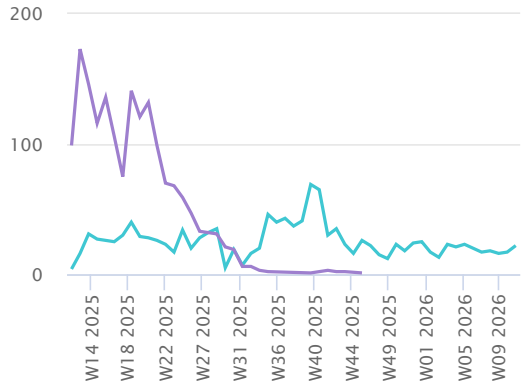


Figure 3h Samoa | Samoa

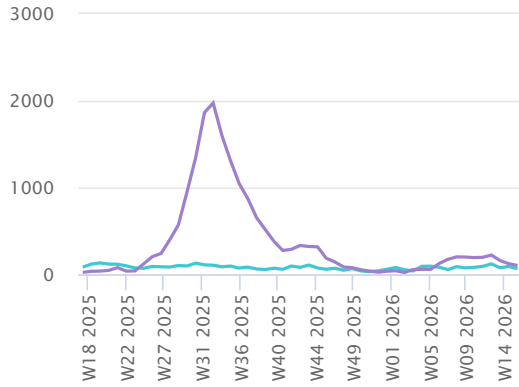


Figure 3i Cook Islands | Îles Cook

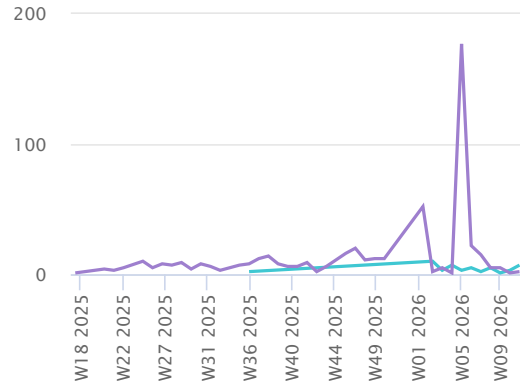


Figure 3j Niue | Niue


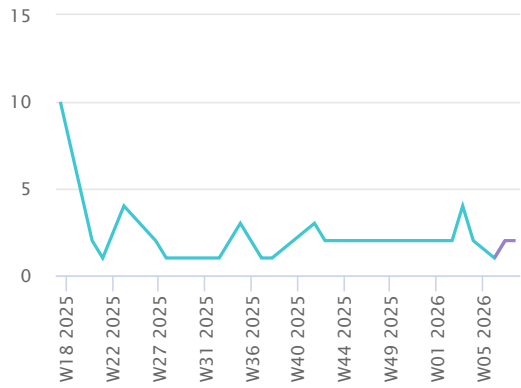


Figure 3k Tokelau | Tokelau



Legend

- Dengue-like Illness (DLI)
- Diarrhoea

Wallis and Futuna, New Caledonia, French Polynesia

Figure 3l Wallis & Futuna | Wallis & Futuna

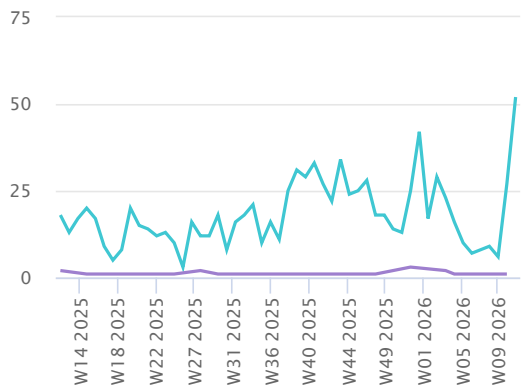


Figure 3m New Caledonia | Nouvelle Calédonie

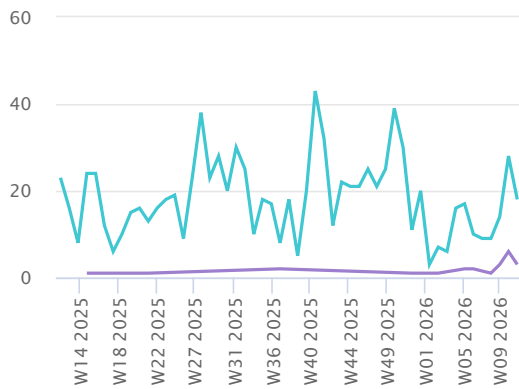


Figure 3n French Polynesia | Polynésie française

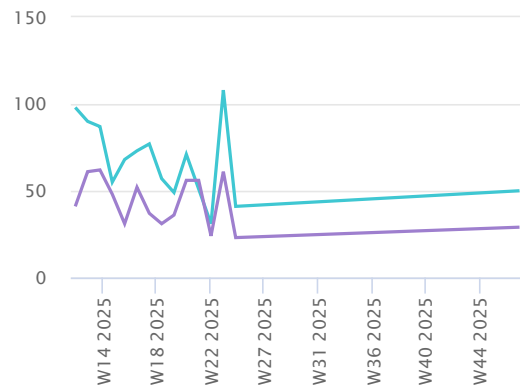


Figure 3o Kiribati | Kiribati

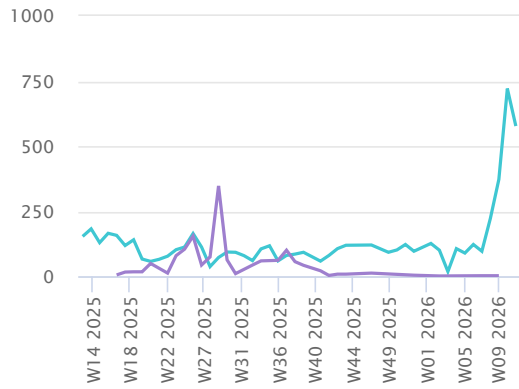


Figure 3p Nauru | Nauru

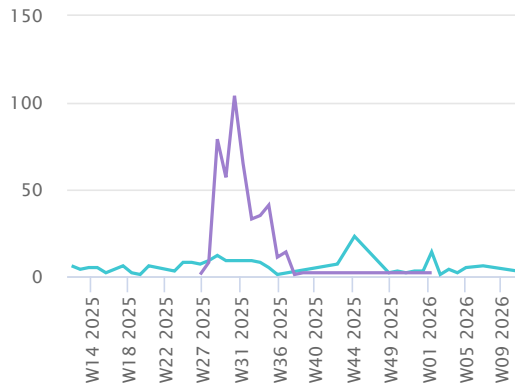


Figure 3q Fiji | Fijji

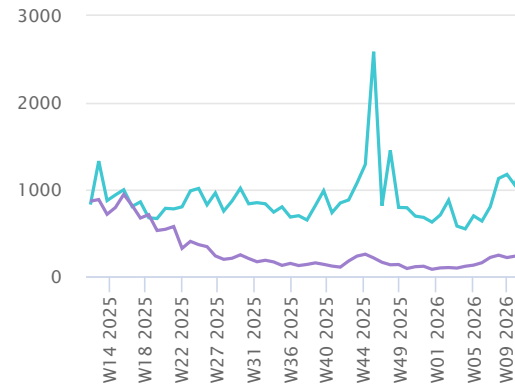


Figure 3r Solomon Islands | Îles Salomon

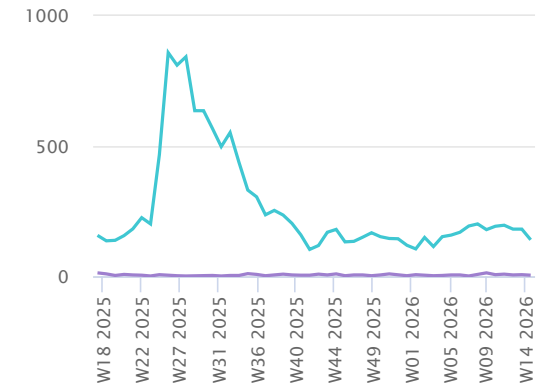
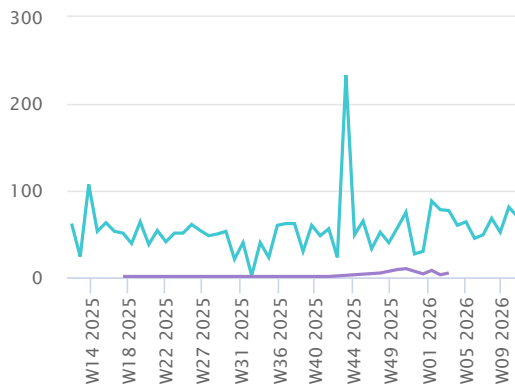


Figure 3s Tuvalu | Tuvalu



Figure 3t Vanuatu | Vanuatu



Legend

- Dengue-like Illness (DLI)
- Diarrhoea

Case Definitions

Syndrome	Case Definition	Alert Threshold
Acute Fever and Rash (AFR)	Fever plus rash(non-blistering)	1 case if there is a measles outbreak.
Prolonged fever (PF)	Fever for 3 days or more	Twice the average number of cases seen in the previous 2 weeks
Influenza-like illness (ILI)	An acute respiratory infection with: measured fever of $\geq 38\text{ C}^\circ$ and cough; with onset within the last 10 days.	Twice the average number of cases seen in the previous 2 weeks
Diarrhoea	3 or more loose or watery stools in 24 hours (non-bloody)	Twice the average number of cases seen in the previous 2 weeks
Suspected dengue	Fever for at least 2 days, plus at least two of the following: i. Nausea or vomiting; ii. Muscle or joint pain; iii. Severe headache or pain behind the eyes; iv. Rash; v. Bleeding	Twice the average number of cases seen in the previous 3 weeks
Severe acute respiratory infection, requiring hospitalisation (SARI)	Sudden onset of fever above 38°C , cough or sore throat, shortness of breath or difficulty breathing, and requiring hospitalization.	Twice moving average in 2 weeks
COVID - 19		Twice moving average in 2 weeks

Alert thresholds

Please note that the alert thresholds have been set in EWARS and you will receive instant email notification once you have surpassed the alert threshold.

New Indicators

- **COVID-19** one (1) case, this is as the case definition set to identify suspected COVID-19 including **Multi-system Inflammatory** cases in children. In addition, use the EBS to report details.
- **SARI** The alert threshold for SARI is set at one (1) case to increase sensitivity for its investigation as a suspected COVID-19 case and hence require laboratory confirmation or exclusion.

Once you do receive an alert, you need to follow the link to verify the alert – enter brief notes to say what the cases were, what has been done to the cases (investigation, treatment) or any other cases regarding the cases – age, gender, residence, hospitalized or not?

The alerts are set to auto-discard after 2 days if no action has been taken.

In addition, there are now forms available on EWARS for reporting Event Based Surveillance (EBS). Please use these to report any unusual disease patterns/symptoms, unexpected deaths, disease or deaths in animals or anything that is of concern

For more help and support, please contact:

DPS Epidemiology & Surveillance Unit
World Health Organization
Division of Pacific Technical Support
Suva, Fiji

Email: wpfjisurveillance@who.int

Notes:

The Pacific Syndromic Surveillance System (PSSS) was started in 2010. With the support of the Pacific Community, it collects sentinel surveillance data on 4 syndromes (including one optional), from 23 Pacific Island Countries and areas.

The aim is to monitor trends and to trigger alerts to rapidly detect and respond to suspected outbreaks. In 2017, the system was moved to an online platform called EWARS. Data is entered online by country focal points and is then analysed using an online application.

This bulletin has been published automatically from EWARS.

Le système de surveillance de la syndromie du Pacifique (PSSS) a été lancé en 2010. Avec le soutien de la Communauté du Pacifique, il collecte des données de surveillance sentinelle sur 4 syndromes (dont un optionnel), provenant de 23 pays insulaires du Pacifique.

L'objectif est de surveiller les tendances et de déclencher des alertes pour détecter et répondre rapidement aux épidémies présumées. En 2017, le système a été transféré vers une plate-forme en ligne appelée EWARS. Les données sont entrées en ligne par points focaux de pays et sont ensuite analysées à l'aide d'une application en ligne.

Ce bulletin a été publié automatiquement à partir d'EWARS.